

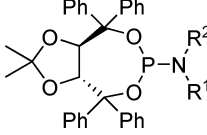
methylpiperidyl) according to the method of Bresser and Knochel,^[15] followed by transmetalation with CuCN·2LiCl and exposure to acid chloride **2** to form dienone **4** in 70 % yield. Oxidative removal of the 3,4-dimethoxybenzyl (DMB) protecting group was accomplished in 72 % yield (Scheme 1, step c).^[16] As a result of the ease with which acid-catalyzed Nazarov cyclization of **4** takes place, the deprotection had to be performed under almost neutral conditions. Diketoester **5** was treated with Pd⁰ and TADDOL-derived phosphoramidite **7** (TADDOL = $\alpha,\alpha,\alpha,\alpha$ -tetraaryl-1,3-dioxolane-4,5-dimethanol).^[17] After 40 h at RT, cyclic product **6** was isolated in 70 % yield in 89:11 e.r. The stereochemistry at the C3 position (rocaglamide numbering) controlled all subsequently introduced stereocenters.

In our earlier study of the asymmetric Pd⁰-catalyzed Nazarov-type cyclizations, we had not examined substrates bearing aryl substitution at the α -enone carbon atom, nor any that lacked substitution at positions α to the ester.^[12b] We predicted that these unique features in **5** might alter the stereochemical outcome of the reaction by enabling alternative modes of interaction of the substrate with the catalyst, either sterically or through π stacking. Our prediction was correct, and the conversion of **5** into **6** differed from our earlier work in that the absolute stereochemical course of the cyclization was reversed in the case of **5**. This was revealed when, based on precedence from our earlier work, we initiated the synthesis using the enantiomer of **7**, assuming that the stereochemical outcome would lead to natural (–)-rocaglamide. Instead, when we recorded the optical rotation of the final product we found that we had prepared unnatural (+)-rocaglamide. Thus ligand **7**, derived from D-(–)-tartrate was needed for the desired (*S*)-C3 stereochemistry. We then repeated the steps from **5** (Scheme 1) using **7** as the ligand, which led to the formation of (–)-rocaglamide, as detailed below.

A modest number of ligands were prepared from which **7** was selected (Table 1). Our starting point was *N*-methyl-*N*-2-pyridyl phosphoramidite (**10**) that we have described in earlier work^[12b] and which led to *ent*-**6** in 85:15 e.r. but in a slow reaction. Ligand *ent*-**7** accelerated the cyclization and improved the e.r. value to 89:11. Varying the size of the aliphatic group on the phosphoramidite nitrogen atom while maintaining the 2-pyridyl (entries 4–7, **12–15**) led to inferior results. Ligand **11** (entry 3) was comparable to **10**, whereas **16–18** (entries 8–10) were inferior. Varying the phenyl groups on the TADDOL fragment decreased the product e.r. and led to a slower reaction. Accordingly, ligand **7** was chosen for further reactions.^[18]

The introduction of the oxygen atom at the C3a position was challenging. In the presence of base, oxidation invariably took place at the C2 position so a procedure for regio- and stereospecific oxidation at C3a was developed that proceeded under mildly acidic conditions. We combined the oxidation with the protection of the hydroxy group at the C3a position. The protecting group must be small enough to not suppress later addition of the aryl nucleophile at C8b, precluding the use of trialkylsilyl ethers. Protection as the methyl ether did not suppress the nucleophilic addition, but its subsequent removal could not be achieved. We postulated that the readily

Table 1: Phosphoramidite ligands for the cyclization of **5** to form **6**.^[a]



Entry	ligand	R ¹	R ²	e.r. of <i>ent</i> - 6 ^[b]
1	10	Me	2-pyridyl	85:15
2	<i>ent</i> - 7	Me	2-(4-chloro)pyridyl	89:11
3	11	Et	2-(6-phenyl)pyridyl	85.5:14.5
4	12	<i>n</i> Bu	2-pyridyl	75:25
5	13	Ph	2-pyridyl	72:28
6	14	2-pyridyl	2-pyridyl	71.5:28.5
7	15	H	2-pyridyl	60:40
8	16	Me	2-quinolyl	71.5:28.5
9	17	(CH ₂) ₂ O(CH ₂) ₂		27:73 ^[c]
10	18	Me	(2-furyl)methyl	25:75 ^[c]

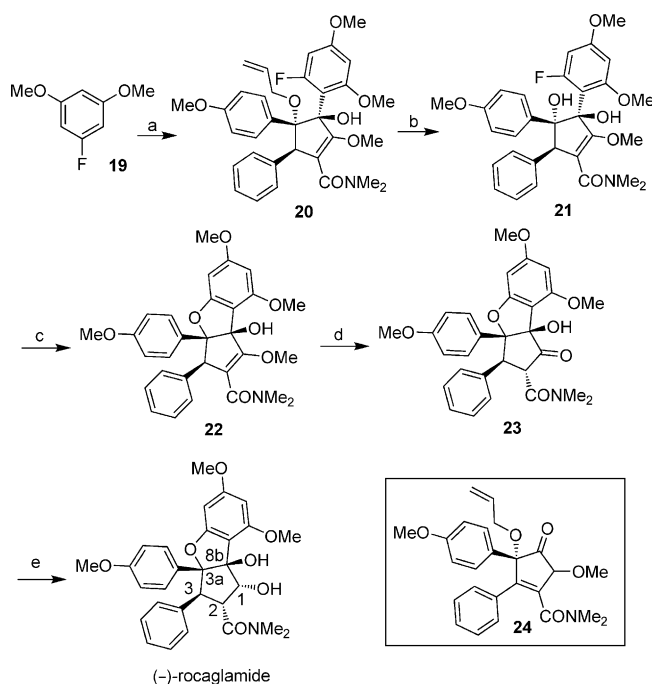
[a] All reactions were performed with [Pd₂(dba)₃] (10 mol %) and ligand (25 mol %) in MeCN at RT. [b] e.r. values were determined by HPLC analysis on a chiral stationary phase using Chiralpak AD-H, OD-H, or OD columns. [c] The ligand was derived from (4*S*,5*S*)-TADDOL.

cleaved allyl ether might be small enough to permit nucleophilic addition at C8b. Accordingly, treatment of **6** with PIFA in a 2:1 mixture of allyl alcohol and HFIP (Scheme 1) resulted in the introduction of an allyloxy group at the C3a position in a stereoselective reaction (4:1 d.r.).^[19,20] Exposure of the product to Meerwein's salt (Me₃O·BF₄) led to formation of the enol ether **8** in 55 % overall yield for the two steps. Ester hydrolysis followed by conversion of the carboxylate into the dimethyl amide gave **9** in 73 % yield.

The concluding steps of the synthesis are summarized in Scheme 2. Commercially available 3,5-dimethoxyfluorobenzene (**19**) was lithiated and then transmetalated with LaCl₃·2LiCl prior to exposure to **9**,^[21,22] producing tertiary alcohol **20** in 87 % yield as a single isomer. The two adjacent *cis* aryl groups in **9** direct the nucleophilic addition. Transmetalation to lanthanum is essential to the success of the reaction. If this step is omitted, the yield of **20** is 38 % and substantial amounts of **24** are formed from competitive deprotonation at the C3 position. Recrystallization of the scalemic mixture from dichloromethane/hexanes led to the recovery of highly optically enriched **20** (98.5:1.5 e.r.) in 75 % yield from the mother liquor. This material was carried forward to the end of the synthesis.

Cleavage of the allyl protecting group in **20** was challenging. Palladium-catalyzed reductive cleavage of the allyl protecting group^[23] failed under a number of conditions, possibly because of steric inhibition to forming the initial complex. However, SeO₂-mediated oxidative cleavage of the allyl group in refluxing dioxane^[24] took place in 78 % yield leading to the formation of diol **21**.

Exposing **21** to potassium *tert*-butoxide in THF at RT for a few minutes led to the formation of the dihydrobenzofuran ring, leading to **22** in 89 % yield.^[25] This process likely takes place by means of nucleophilic aromatic substitution, as these conditions do not generate the benzyne. For the cleavage of the methyl ether at the C1 position in **22**, MgI₂ was freshly prepared in ether, the solution was diluted with toluene, **22** was added, and the solution heated to 90 °C for 15 min leading



Scheme 2. Conversion of **9** into (–)-rocaglamide. a) *n*BuLi, THF, –78 °C, 1 h; LaCl₃·2LiCl, –78 °C, 1 h; addition of **9**; –30 °C, 1.5 h (87%, 89:11 e.r.); recrystallized from CH₂Cl₂:hexanes to 98.5:1.5 e.r. (75% recovery). b) SeO₂, HOAc, dioxane, reflux, 30 min (78%). c) *t*BuOK, THF, RT, 15 min (89%). d) MgI₂, PhMe, 90 °C, 15 min (92%). e) NaBH(OAc)₃, HOAc, MeCN, RT, 16 h (73%, 99:1 e.r.).

to **23** in 92 % yield.^[26] Reduction of the keto group in the last step was accomplished according to a published procedure,^[10a] furnishing (–)-rocaglamide in 73 % yield (99:1 e.r.). (+)-Rocaglamide was prepared in the same way, except using *ent*-**7** as the ligand for the catalytic asymmetric cyclization.

There are several noteworthy features of this synthesis. We have reported the first application of the catalytic asymmetric Nazarov-type cyclization in total synthesis for the preparation of natural (–)-rocaglamide and for the first preparation of (+)-rocaglamide. The stereochemistry at the C3 position that is established during the cyclization controls the stereochemistry at all subsequent stereocenters. We have followed a unique strategy in which the benzofuran ring is formed at a late stage. This feature is significant because our synthesis provides easy access from **9** to rocaglamide analogues differing in the dimethoxyaryl ring, an important pharmacophoric region of the molecule. Additionally, the highly stereoselective oxidative etherification of **6** by means of PIFA provides a new example of this useful process and the use of novel reagents such as TPMgCl and LaCl₃·2LiCl demonstrates their utility in synthesis.

Keywords: cyclization · enantiomers · natural products · palladium · total synthesis

[1] M. Lu King, C. C. Chiang, H. C. Ling, E. Fujita, M. Ochiai, A. T. McPhail, *J. Chem. Soc. Chem. Commun.* **1982**, 1150–1151.

- [2] For a review, see: S. S. Ebada, N. Lajkiewicz, J. A. Porco, Jr., M. Li-Weber, P. Proksch, *Prog. Chem. Org. Nat. Prod.* **2011**, *94*, 1–58.
- [3] F. Thuaud, N. Ribeiro, C. Gaidon, T. Cresteil, L. Désaubry, *J. Med. Chem.* **2011**, *54*, 411–415.
- [4] F. Thuaud, Y. Bernard, G. Türkeri, R. Dirr, G. Aubert, T. Cresteil, A. Baguet, C. Tomasetto, Y. Svitkin, N. Sonenberg, C. G. Nebigil, L. Désaubry, *J. Med. Chem.* **2009**, *52*, 5176–5187.
- [5] R. Cencic, M. Carrier, G. Galicia-Vázquez, M. Bordeleau, R. Sukarieh, A. Bourdeau, B. Brem, J. G. Teodoro, H. Greger, M. L. Tremblay, J. A. Porco, Jr., J. Pelletier, *PLoS ONE* **2009**, *4*, e5223.
- [6] a) S. Santagata, M. L. Mendillo, Y. Tang, A. Subramanian, C. C. Perley, S. P. Roche, B. Wong, R. Narayan, H. Kwon, M. Koeva, A. Amon, T. R. Golub, J. A. Porco, Jr., L. Whitesell, S. Lindquist, *Science* **2013**, *341*, 1238303; b) S. P. Roche, R. Cencic, J. Pelletier, J. A. Porco, Jr., *Angew. Chem. Int. Ed.* **2010**, *49*, 6533–6538; *Angew. Chem.* **2010**, *122*, 6683–6688; c) C. M. Rodrigo, R. Cencic, S. P. Roche, J. Pelletier, J. A. Porco, Jr., *J. Med. Chem.* **2012**, *55*, 558–562; d) H. Sadlish, G. Galicia-Vazquez, C. G. Paris, T. Aust, B. Bhullar, L. Chang, S. B. Helliwell, D. Hoepfner, B. Knapp, R. Riedl, S. Roggo, S. Schuier, C. Studer, J. A. Porco, Jr., J. Pelletier, N. R. Movva, *ACS Chem. Biol.* **2013**, *8*, 1519–1527.
- [7] G. Polier, J. Neumann, F. Thuaud, N. Ribeiro, C. Gelhaus, H. Schmidt, M. Giaisi, R. Köhler, W. W. Müller, P. Proksch, M. Leippe, O. Janssen, L. Désaubry, P. H. Krammer, M. Li-Weber, *Chem. Biol.* **2012**, *19*, 1093–1104.
- [8] B. Baumann, F. Bohnenstengel, D. Siegmund, H. Wajant, C. Weber, I. Herr, K. M. Debatin, P. Proksch, T. Wirth, *J. Biol. Chem.* **2002**, *277*, 44791–44800.
- [9] B. M. Trost, P. D. Greenspan, B. V. Yang, M. G. Saulnier, *J. Am. Chem. Soc.* **1990**, *112*, 9022–9024.
- [10] For asymmetric syntheses, see: a) B. Gerard, S. Sangji, D. J. O’Leary, J. A. Porco, Jr., *J. Am. Chem. Soc.* **2006**, *128*, 7754–7755; b) B. Gerard, R. Cencic, J. Pelletier, J. A. Porco, Jr., *Angew. Chem. Int. Ed.* **2007**, *46*, 7831–7834; *Angew. Chem.* **2007**, *119*, 7977–7980; For resolution, see: c) M. El Sous, M. L. Khoo, G. Holloway, D. Owen, P. J. Scammells, M. A. Rizzacasa, *Angew. Chem. Int. Ed.* **2007**, *46*, 7835–7838; *Angew. Chem.* **2007**, *119*, 7981–7984; d) T. E. Adams, M. El Sous, B. C. Hawkins, S. Hirner, G. Holloway, M. L. Khoo, D. J. Owen, G. P. Savage, P. J. Scammells, M. A. Rizzacasa, *J. Am. Chem. Soc.* **2009**, *131*, 1607–1616; e) S. D. Stone, N. J. Lajkiewicz, L. Whitesell, A. Hilmy, J. A. Porco, Jr., *J. Am. Chem. Soc.* **2015**, *137*, 525–530; For synthesis of racemates, see: f) A. E. Davey, M. J. Schaeffer, R. J. K. Taylor, *J. Chem. Soc. Chem. Commun.* **1991**, 1137–1139; g) A. E. Davey, M. J. Schaeffer, R. J. K. Taylor, *J. Chem. Soc. Perkin Trans. 1* **1992**, 2657–2666; h) T. Watanabe, S. Kohzuma, T. Takeuchi, M. Otsuka, K. Umezawa, *Chem. Commun.* **1998**, 1097–1098; i) M. R. Dobler, I. Bruce, F. Cederbaum, N. G. Cooke, L. J. Diorazio, R. G. Hall, E. Irving, *Tetrahedron Lett.* **2001**, *42*, 8281–8284; j) B. Gerard, G. Jones II, J. A. Porco, Jr., *J. Am. Chem. Soc.* **2004**, *126*, 13620–13621; k) K. Thede, N. Diedrichs, J. P. Ragot, *Org. Lett.* **2004**, *6*, 4595–4597; l) N. Diedrichs, J. P. Ragot, K. Thede, *Eur. J. Org. Chem.* **2005**, 1731–1735; m) P. Magnus, M. A. H. Stent, *Org. Lett.* **2005**, *7*, 3853–3855; n) H. Li, B. Fu, M. A. Wang, N. Li, W. J. Liu, Z. Q. Xie, Y. Q. Ma, Z. Qin, *Eur. J. Org. Chem.* **2008**, 1753–1758; o) J. A. Malona, K. Cariou, A. J. Frontier, *J. Am. Chem. Soc.* **2009**, *131*, 7560–7561; p) P. Magnus, W. A. Freund, E. J. Moorhead, T. Rainey, *J. Am. Chem. Soc.* **2012**, *134*, 6140–6142.
- [11] The cyclization is probably the scale-limiting step. In the natural series, **6** was prepared in 70 % yield from **5** (500 mg) in 89:11 e.r. In the enantiomeric series *ent*-**6** was prepared in 72 % yield from **5** (750 mg) in 88:12 e.r. The reaction scale does not appear to

- have a significant effect on yield or e.r. These are the largest scales upon which the cyclization reaction has been performed.
- [12] a) N. Shimada, C. Stewart, W. F. Bow, A. Jolit, K. Wong, Z. Zhou, M. A. Tius, *Angew. Chem. Int. Ed.* **2012**, *51*, 5727–5729; *Angew. Chem.* **2012**, *124*, 5825–5827; b) K. Kitamura, N. Shimada, C. Stewart, A. C. Atesin, T. A. Atesin, M. A. Tius, *Angew. Chem. Int. Ed.* **2015**, DOI: 10.1002/anie.201500881; *Angew. Chem.* **2015**, DOI: 10.1002/ange.201500881.
- [13] G. Solladié, Y. Pasturel-Jacopé, J. Maignan, *Tetrahedron* **2003**, *59*, 3315–3321.
- [14] See the Supporting Information in: J. P. Tellam, G. Kociok-Köhn, D. R. Carbery, *Org. Lett.* **2008**, *10*, 5199–5202.
- [15] T. Bresser, P. Knochel, *Angew. Chem. Int. Ed.* **2011**, *50*, 1914–1917; *Angew. Chem.* **2011**, *123*, 1954–1958.
- [16] M. Adinolfi, G. Barone, L. Guariniello, A. Iadonisi, *Tetrahedron Lett.* **1999**, *40*, 8439–8441.
- [17] a) J. F. Teichert, B. L. Feringa, *Angew. Chem. Int. Ed.* **2010**, *49*, 2486–2528; *Angew. Chem.* **2010**, *122*, 2538–2582; b) A. J. Minnaard, B. L. Feringa, L. Lefort, J. G. de Vries, *Acc. Chem. Res.* **2007**, *40*, 1267–1277.
- [18] An ongoing computational study of the cyclization mechanism may reveal the important catalyst–substrate interactions that determine the absolute stereochemistry of the product.
- [19] For reviews, see: a) L. F. Silva, Jr., B. Olofsson, *Nat. Prod. Rep.* **2011**, *28*, 1722–1754; b) V. V. Zhdankin, *ARKIVOC* **2009**, (i), 1–62; c) A. Pelter, R. S. Ward, *Tetrahedron* **2001**, *57*, 273–282.
- [20] a) P. Mizar, T. Wirth, *Angew. Chem. Int. Ed.* **2014**, *53*, 5993–5997; *Angew. Chem.* **2014**, *126*, 6103–6107; b) R. M. Moriarty, O. Prakash, M. P. Duncan, R. K. Vaid, H. A. Musallam, *J. Org. Chem.* **1987**, *52*, 150–153; c) A. Madin, C. J. O'Donnell, T. Oh, D. W. Old, L. E. Overman, M. J. Sharp, *Angew. Chem. Int. Ed.* **1999**, *38*, 2934–2936; *Angew. Chem.* **1999**, *111*, 3110–3112.
- [21] A. Krasovskiy, F. Kopp, P. Knochel, *Angew. Chem. Int. Ed.* **2006**, *45*, 497–500; *Angew. Chem.* **2006**, *118*, 511–515.
- [22] Although it might have been possible to use CeCl₃ in place of LaCl₃ in this reaction, our attempts to do so did not lead to the formation of **20**.
- [23] a) H. Tsukamoto, T. Suzuki, Y. Kondo, *Synlett* **2007**, 3131–3132; b) D. R. Vutukuri, P. Bharathi, Z. Yu, K. Rajasekaran, M.-H. Tran, S. Thayumanavan, *J. Org. Chem.* **2003**, *68*, 1146–1149.
- [24] a) K. Kariyone, H. Yazawa, *Tetrahedron Lett.* **1970**, *11*, 2885–2888; b) J. Willwacher, A. Fürstner, *Angew. Chem. Int. Ed.* **2014**, *53*, 4217–4221; *Angew. Chem.* **2014**, *126*, 4301–4305.
- [25] H. Chiba, S. Oishi, N. Fujii, H. Ohno, *Angew. Chem. Int. Ed.* **2012**, *51*, 9169–9172; *Angew. Chem.* **2012**, *124*, 9303–9306.
- [26] S. Yamaguchi, M. Nedachi, H. Yokoyama, Y. Hirai, *Tetrahedron Lett.* **1999**, *40*, 7363–7365.

Received: February 11, 2015

Revised: March 5, 2015

Published online: ■ ■ ■ ■ ■, ■ ■ ■ ■ ■

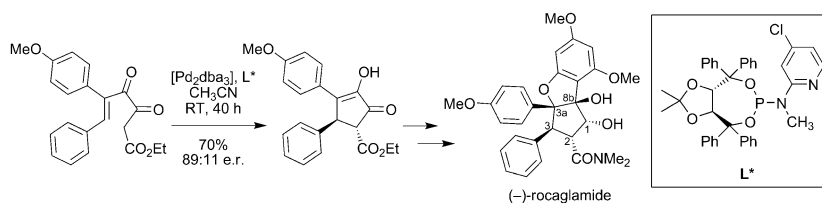
Communications



Total Synthesis

Z. Zhou, M. A. Tius* ——— ■■■■-■■■■

Synthesis of Each Enantiomer of Rocaglamide by Means of a Palladium(0)-Catalyzed Nazarov-Type Cyclization



Start to finish: A recently reported Pd⁰-catalyzed asymmetric Nazarov-type cyclization was applied in the key step of the first catalytic asymmetric total synthesis of (–)-rocaglamide (natural) and

(+)-rocaglamide. The stereochemistry at the C3 position controls the stereochemistry of all other stereocenters and is determined in the cyclization step. dba = dibenzylidene acetone.