

Suzuki–Miyaura Cross-Coupling of Potassium Trifluoro(*N*-methylheteroaryl)borates with Aryl and Heteroaryl Halides

Gary A. Molander,^{*,†} DaWeon Ryu,[†] Mona Hosseini-Sarvari,^{†,‡} Rammohan Devulapally,[§] and Dave G. Seapy[§]

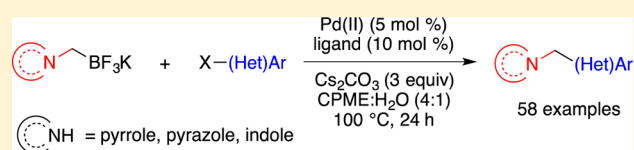
[†]Roy and Diana Vagelos Laboratories, Department of Chemistry, University of Pennsylvania, Philadelphia, Pennsylvania 19104-6323, United States

[‡]Department of Chemistry, Faculty of Science, Shiraz University, Shiraz, 71454, Iran

[§]Department of Chemistry, Texas A&M University at Qatar, PO Box 23874, Doha, Qatar

Supporting Information

ABSTRACT: The synthesis of potassium trifluoro(*N*-methylheteroaryl)borates and their use in cross-coupling reactions with various aryl and heteroaryl halides to construct *N*-methyl heteroaryl-substituted aromatic and heteroaromatic compounds are reported.



INTRODUCTION

N-Heteroaromatics are ubiquitous components in natural products and pharmaceuticals. The indole scaffold, for instance, is considered a privileged substructure that is frequently utilized in the discovery of new drug candidates.¹ Developing methods to build structural complexity by incorporating such *N*-heteroaromatics, therefore, is an area of great interest to the synthetic community. Among the structural moieties utilized, *N*-methyl heteroaryl-substituted arenes are one of the prominent targets because they are found in numerous biologically active compounds, including pharmaceutical products (Figure 1).^{2–5}

Strategies commonly used in the literature to install the *N*-methyl heteroaryl-substituted aryl or heteroaryl moiety include

alkylation of *N*-heteroaromatics with benzyl halides,⁶ reductive amination of aromatic aldehydes,^{7,8} and condensations of dicarbonyls (or their electronically similar analogues, e.g., ketonitriles) with benzylamines⁹ or benzyl hydrazines.¹⁰ Although these methods have been utilized extensively and effectively, some limitations exist because of the limited commercial availability of benzyl halides, aromatic aldehydes, benzylamines, and benzyl hydrazines.

A nontraditional approach employing a dissonant disconnect presents a new and complementary way of constructing *N*-methyl heteroaryl-substituted aromatic or heteroaromatic compounds. With the use of *N*-methyl heteroaryl nucleophilic agents in lieu of nitrogen nucleophiles, aryl and heteroaryl halides can be used as starting materials. Not only are there markedly more commercially available aryl and heteroaryl halides than the corresponding benzyl halides, aromatic aldehydes, benzylamines, and benzyl hydrazines combined,¹¹ they are also generally less expensive, with aryl and heteroaryl chlorides being the least expensive and most commercially diverse among the halides.¹² Thus, employing the strategic dissonant disconnect leads to more accessible starting materials, which can be used to create novel chemical space in a facile manner.

Transformations involving methylamino nucleophiles have been explored in our laboratory most relevantly in Suzuki–Miyaura cross-coupling of potassium *N,N*-dialkylaminomethyltrifluoroborates with aryl and/or heteroaryl bromides, chlorides, iodides, and mesylates.^{13–16} Aminomethyltrifluoroborates were synthesized from potassium chloromethyltrifluoroborate and secondary amines.^{13–16} Because the efficiency of the synthesis of aminomethyltrifluoroborates as well as the cross-coupling approach to aminomethyl-substituted aromatic and heteroar-

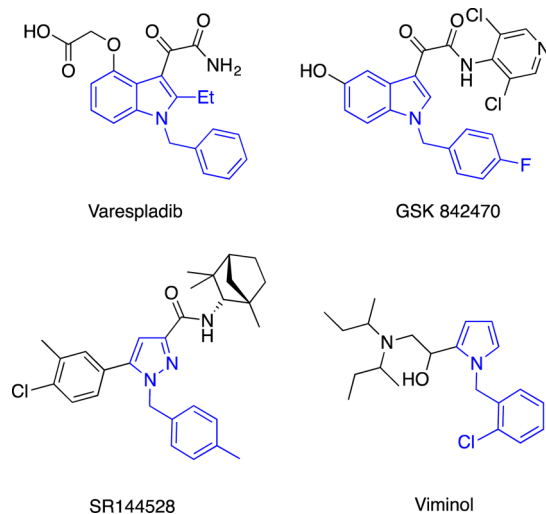


Figure 1. Drugs containing *N*-methyl heteroaryl-substituted arenes.

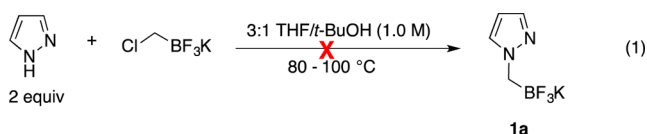
Received: May 2, 2013

omatic compounds was demonstrated, we envisioned that the same approach could be applied to the *N*-alkylation of heteroaromatics.

In this study, the potassium salts of trifluoro(*N*-methylpyrrolo)borate, trifluoro(*N*-methylpyrazolo)borate, and trifluoro(*N*-methylindolo)borate were synthesized and cross-coupled with aryl and heteroaryl halides.

RESULTS AND DISCUSSION

The synthesis of potassium trifluoro(*N*-methylpyrazolo)borate (**1a**) was first attempted under the conditions that were reported for the synthesis of *N,N*-dialkylaminomethyltrifluoroborates (eq 1).¹⁵



The reaction did not go to completion (as judged by ¹⁹F NMR) despite using extended reaction times or elevated temperatures. In acetone and *N,N*-dimethylformamide (DMF), the reaction reached completion, but only after three days at 100 °C, and a mixture of side products that could not be characterized was observed because of the prolonged reaction time.

Unlike the case with secondary amines, addition of a base was necessary with pyrazole to effect the alkylation. After several bases and solvents were examined, improved reaction conditions for the synthesis of **1a** were developed with the addition of KHMDS. An excess of the nucleophile (1.3 equiv) was used to consume chloromethyltrifluoroborate completely and simplify the purification process since two trifluoroborates are hard to separate. The developed reaction conditions were tested on other applicable *N*-heteroaromatics, and the isolated yields of the successful transformations are reported in Table 1.

The limitations of this reaction were shown with substrates, which upon deprotonation can be alkylated at different positions. With indazole, two new peaks were observed in the ¹⁹F NMR spectrum, which, we conjectured, corresponded to two regioisomers that might have formed. Findings from similar

Table 1. Synthesis of Potassium Trifluoro(*N*-methylheteroaryl)borates

entry	nucleophile	product	% yield
1			1a 83 ^a
2			1b 91
3			1c 91

^a0.5 M.

reactions with indazole in the literature support this supposition.¹⁷ This substrate was not pursued to purification in favor of those that yielded a single product.

Although harsher reaction conditions are required with chloromethyltrifluoroborate in comparison to bromomethyltrifluoroborate, the KCl byproduct is more readily removed than KBr.¹⁵ After removal of the solvent in vacuo, the reaction mixture was suspended in hot acetone and filtered to remove the insoluble KCl. Crystallizing the products was difficult as oiling out was often observed, especially with the indole system (**1c**). After KCl was filtered off and the solvent was removed, the resulting oily residue containing unreacted indole and **1c** was placed under high vacuum overnight. Adding ether as an antisolvent and then letting the resulting viscous solution sit at room temperature for 2–3 h led to solids that gradually precipitated out of solution.

Next, the Suzuki–Miyaura cross-coupling of these potassium trifluoro(*N*-methylheteroaryl)borates was examined. Using *p*-chloroanisole and a stoichiometric amount of **1b** as our model electrophile and nucleophile, respectively, we screened a wide variety of catalyst/ligand combinations, solvents, solvent-to-water ratios, bases and temperatures. The screening was performed on a millimolar scale as well as through microscale high throughput experimentation (HTE).^{18,19} The best coupling conditions were determined to be 5 mol % Pd(OAc)₂, 10 mol % 2-dicyclohexylphosphino-2'6'-diisopropoxybiphenyl (RuPhos), and 4:1 CPME (cyclopentyl methyl ether)/H₂O at 100 °C for 24 h, with 3 equiv of Cs₂CO₃ as the base. Attempts to lower the catalyst loading resulted in significantly lowered yields. Using nearly stoichiometric amounts of the nucleophile (1.1 equiv), we successfully cross-coupled **1b** with electron-rich, electron-neutral, and electron-poor aryl chlorides in moderate to excellent yields (Table 2, entries 1–18). Ketones, esters, nitriles, pyrroles, and nitro groups were tolerated, and fluorinated electrophiles were coupled in good yields. In addition, *ortho*-, *meta*-, and *para*-substituted derivatives, along with a more sterically hindered substrate, were all effective coupling partners. Several heteroaryl chlorides were also coupled under the optimized conditions (Table 2, entries 19–22).

When the optimized conditions developed for **1b** were applied to **1a** with *p*-chloroanisole, only a small amount of the cross-coupled product was detected, and *p*-chloroanisole was mostly recovered. We performed another screening process using **1a** and *p*-chloroanisole as the model system, and by switching the catalyst and ligand pair to [PdCl(allyl)]₂ and sodium 2'-dicyclohexylphosphino-2,6-dimethoxy-1,1'-biphenyl-3-sulfonate hydrate (³SPhos), we were able to obtain the cross-coupled product in 56% yield (Table 3, entry 1). A slightly improved 68% yield was obtained with *p*-bromoanisole (Table 3, entry 1). Encouraged by this result, we cross-coupled **1a** with both aryl chlorides and bromides, but a significant improvement in yield was observed only with 1-bromo-3,5-dimethoxybenzene (Table 3, entry 6). Using these conditions, we cross-coupled **1a** with aryl electrophiles containing electron-rich, electron-poor, and electron-neutral groups, and nitrile, ketone, ester, and nitro groups were tolerated under the reaction conditions. Two nitrogen-containing heteroaryl chlorides were also cross-coupled successfully (Table 3, entries 10–11).

The conditions developed for the pyrrole system (**1b**) could be applied directly to the indole system (**1c**), which was coupled with *p*-chloroanisole in 73% yield without any further optimization. Using the same conditions, we cross-coupled **1c** with a wide range of aryl chlorides in mostly good to excellent

Table 2. Cross-Coupling of Potassium Trifluoro(*N*-methylpyrrolo)borate with Aryl and Heteroaryl Chlorides

entry	aryl chloride	product	% yield	entry	aryl chloride	product	% yield
1		2a	78	12		2l	98
2		2b	74	13		2m	85
3		2c	90	14		2n	91
4		2d	75	15		2o	87
5		2e	77	16		2p	76
6		2f	68	17		2q	81
7		2g	65	18		2r	76
8		2h	97	19		2s	63
9		2i	86	20		2t	83
10		2j	88	21		2u	75
11		2k	73	22		2v	64

yields (Table 4). As seen with **1b**, *ortho*-, *meta*-, *para*-substituted, as well as sterically hindered aryl chlorides cross-coupled successfully. The reaction conditions were tolerant of many functional groups, but no desired product was formed with aryl chlorides containing hydroxyl groups, primary amines, or Boc-protected secondary amines. A 4 mmol scale reaction was performed where 1 g of **1c** was cross-coupled with 4-chlorobenzonitrile in 71% yield with only 1 mol % catalyst loading (Table 4, entry 4).

Efforts were then focused on heteroaryl cross-coupling. Diverse nitrogen-, oxygen-, and sulfur-containing heteroaryl chlorides of various ring sizes cross-coupled in good to excellent yields (Table 5). Using 2.1 equiv of **1c**, we were able to carry out

two sequential cross-couplings with 2,6-dichloropyridine to afford the bis-cross-coupled product in 83% yield (Table 5, entry 9).

CONCLUSION

A complementary approach to existing methods of constructing *N*-methyl heteroaryl-substituted aromatic and heteroaromatic compounds was developed. Unlike in the existing methods, the dissonant disconnect enables the use of aryl and heteroaryl halides as starting materials, which is advantageous because libraries of compounds can be easily created with a variety of accessible starting materials. Pyrrole-, pyrazole-, and indole-containing building blocks were synthesized, and it was

Table 3. Cross-Coupling of Potassium Trifluoro(*N*-methylpyrazolo)borate with Aryl and Heteroaryl Halides

entry	aryl halide	product	% yield		entry	aryl halide	product	% yield
1		3a	X = Cl, 56 X = Br, 68		7		3g	61
2		3b	X = Cl, 81 X = Br, 71		8		3h	73
3		3c	X = Cl, 76 X = Br, 78		9		3i	58
4		3d	X = Cl, 60 ^a X = Br, 45		10		3j	82
5		3e	X = Cl, 72 X = Br, 68		11		3k	60
6		3f	X = Cl, 63 X = Br, 82					

^a3 equiv of KOH used instead.

demonstrated that they were viable cross-coupling partners. The reaction conditions developed with a mild base (Cs_2CO_3) were tolerant of many functional groups, and successful cross-coupling was achieved with a wide range of aryl halides. Several heteroaryl chlorides were cross-coupled effectively as well, with the most successful heteroaryl cross-coupling being obtained with (*N*-methylindolo)trifluoroborate.

EXPERIMENTAL SECTION

General Procedure for the Preparation of Potassium Trifluoro(*N*-methylheteroaryl)borates (1a–1c). An oven-dried 10–20 mL microwave vial equipped with a stirrer bar was charged with *N*-heteroaromatic (6.5 mmol), potassium chloromethyltrifluoroborate (0.78 g, 5.0 mmol), KHMDs (1.49 g, 7.5 mmol), and sealed with a cap lined with a disposable PTFE septum. The vial was then evacuated under a vacuum and purged with Ar (3 times). Anhydrous CPME (5 or 10 mL) was added via syringe. The reaction mixture was stirred and heated to 80 °C for 4–8 h until judged complete by ^{19}F NMR. At this point the reaction mixture was quenched with H_2O (2 mL) and transferred to a 100 mL round-bottom flask, and the volatiles were removed in vacuo. The crude solid was dried under a high vacuum overnight before being dissolved in a solution of hot HPLC grade acetone, and the solution was filtered to remove KCl. The filtrate was concentrated in vacuo, dissolved in a minimal amount of hot acetone (7 mL), and precipitated by addition of Et_2O (15 mL) to afford the desired product.

Potassium Trifluoro(*N*-methylpyrazolo)borate (1a). White powder (0.78 g, 83%): mp 195–198 °C; IR (neat) 1084, 1059, 1047, 1011, 968, 787, 744, 721 cm^{-1} ; ^1H NMR (500 MHz, $\text{DMSO}-d_6$) δ 7.50 (d, J = 1.0 Hz, 1H), 7.19 (s, 1H), 6.03 (t, J = 1.75 Hz, 1H), 3.05 (s, 2H); ^{13}C NMR (125.8 MHz, $\text{DMSO}-d_6$) δ 136.8, 129.7, 104.0; ^{19}F NMR (470.8 MHz, $\text{DMSO}-d_6$) δ -140.4; ^{11}B NMR (400 MHz, $\text{DMSO}-d_6$) δ 3.13; HRMS

(ESI-TOF) m/z calcd. for $\text{C}_4\text{H}_5\text{BN}_2\text{F}_3^-$ [$\text{M} - \text{K}$] $^-$ 149.0498, found 149.0501.

Potassium Trifluoro(*N*-methylpyrrolo)borate (1b). Pale yellow powder (0.85 g, 91%): mp 202–205 °C; IR (neat) 1065, 983, 782, 738, 707 cm^{-1} ; ^1H NMR (500 MHz, $\text{DMSO}-d_6$) δ 6.56 (s, 2H), 5.76 (t, J = 2.0 Hz, 2H), 2.68 (s, 2H); ^{13}C NMR (125.8 MHz, $\text{DMSO}-d_6$) δ 121.9, 105.7; ^{19}F NMR (470.8 MHz, $\text{DMSO}-d_6$) δ -140.1; ^{11}B NMR (400 MHz, $\text{DMSO}-d_6$) δ 3.23; HRMS (ESI-TOF) m/z calcd. for $\text{C}_5\text{H}_6\text{BNF}_3^-$ [$\text{M} - \text{K}$] $^-$ 148.0545, found 148.0579.

Potassium Trifluoro(*N*-methylindolo)borate (1c). White powder (1.08 g, 91%): mp 176–179 °C; IR (neat) 2969, 2904, 1463, 1337, 1302, 1255, 1075, 1036, 990, 789, 743, 648 cm^{-1} ; ^1H NMR (300 MHz, $\text{DMSO}-d_6$) δ 7.51 (d, J = 7.8 Hz, 1H), 7.37–7.42 (m, 2H), 7.06 (t, J = 7.2, 1H), 6.95 (t, J = 7.2 Hz, 1H), 6.29 (d, J = 3.0 Hz, 1H), 3.04 (s, 2H); ^{13}C NMR (75.4 MHz, $\text{DMSO}-d_6$) δ 137.6, 130.2, 128.0, 120.0, 119.9, 118.0, 110.4, 98.2; ^{19}F NMR (282.4 MHz, $\text{DMSO}-d_6$) δ -139.1; ^{11}B NMR (400 MHz, $\text{DMSO}-d_6$) δ 2.09; HRMS (ESI-TOF) m/z calcd. for $\text{C}_9\text{H}_8\text{BNF}_3^-$ [$\text{M} - \text{K}$] $^-$ 198.0708, found 198.0702.

General Procedure for Cross-Coupling of Trifluoro(*N*-methylheteroaryl)borates with Aryl and Heteroaryl Halides (2a–5i). A 10 mL microwave vial equipped with a stirrer bar was charged with trifluoro(*N*-methylheteroaryl)borate (0.55 mmol), Cs_2CO_3 (0.4887 g, 1.5 mmol, 3 equiv), (hetero)aryl halide (0.5 mmol), $\text{Pd}(\text{OAc})_2$ or $[\text{PdCl}(\text{allyl})]_2$ (0.025 mmol, 5 mol %), and RuPhos or SPhos (0.05 mmol, 10 mol %), and then sealed with a cap lined with a disposable PTFE septum. The vial was then evacuated under a vacuum and purged with Ar (3 times). Ar-purged CPME (2 mL) and H_2O (0.5 mL) were added by syringe [(hetero)aryl halides that were liquids at room temperature were added by syringe], and the reaction mixture was stirred and heated at 100 °C for 24 h and then cooled to rt and diluted with H_2O (5 mL). The reaction mixture was extracted with EtOAc (5 \times 3 mL). The combined organics were dried (MgSO_4),

Table 4. Cross-Coupling of Potassium Trifluoro(*N*-methylindolo)borate with Aryl Chlorides

entry	aryl chloride	product	% yield	entry	aryl chloride	product	% yield
1		4a	73	9		4i	78
2		4b	78	10		4j	72
3		4c	80	11		4k	91
4		4d	94 71 ^a	12		4l	90
5		4e	87	13		4m	68
6		4f	90	14		4n	78
7		4g	81	15		4o	94
8		4h	70	16		4p	74

^a1 g of **1c** was used with 1 mol % of Pd(OAc)₂ and 2 mol % of RuPhos.

filtered through Celite, and concentrated in vacuo. All products were purified by column chromatography.

1-(4-Methoxybenzyl)-1H-pyrrole (2a).⁷ Pale brown oil (73 mg, 78%): ¹H NMR (CDCl₃, 500 MHz) δ 7.09 (d, *J* = 8.5 Hz, 2H), 6.86 (d, *J* = 9.0 Hz, 2H), 6.68 (t, *J* = 2.0 Hz, 2H), 6.18 (t, *J* = 2.0 Hz, 2H), 5.01 (s, 2H), 3.80 (s, 3H); ¹³C NMR (CDCl₃, 125.8 MHz) δ 159.4, 130.3, 128.8, 121.2, 114.3, 108.62, 55.5, 53.0.

1-(2-Methoxybenzyl)-1H-pyrrole (2b).⁸ Pale yellow oil (69 mg, 74%): ¹H NMR (CDCl₃, 400 MHz) δ 7.23 (t, *J* = 8.0 Hz, 1H), 6.7 (d, *J* = 8.0 Hz, 2H), 6.79 (d, *J* = 7.2 Hz, 1H), 6.71 (d, *J* = 2.0 Hz, 2H), 6.71 (d, *J* = 2.0 Hz, 2H), 6.16 (d, *J* = 2.0 Hz, 2H), 5.07 (s, 2H), 3.84 (s, 3H); ¹³C NMR (CDCl₃, 100 MHz) δ 156.5, 128.8, 128.2, 126.8, 121.3, 120.0, 110.1, 108.0, 55.3, 48.2.

1-(3-Methoxybenzyl)-1H-pyrrole (2c).²⁰ Red oil (84 mg, 90%): ¹H NMR (CDCl₃, 400 MHz) δ 7.21 (t, *J* = 8.0 Hz, 1H), 6.79 (d, *J* = 8.4 Hz, 1H), 6.69 (d, *J* = 7.6 Hz, 1H), 6.67 (d, *J* = 2.0 Hz, 2H), 6.62 (s, 1H), 6.17 (d, *J* = 2.0 Hz, 2H), 5.01 (s, 2H), 3.74 (s, 3H); ¹³C NMR (CDCl₃, 100 MHz) δ 159.9, 139.7, 129.7, 121.1, 119.2, 112.9, 112.7, 108.5, 55.1, 53.2.

1-(3,5-Dimethoxybenzyl)-1H-pyrrole (2d). Colorless oil (81 mg, 75%): IR (KBr, neat) 2929, 2854, 1612, 1591, 1472, 1458, 1428, 1315, 1285, 1198, 1159, 1053, 1067, 926, 830, 736 cm⁻¹; ¹H NMR (CDCl₃, 400 MHz) δ 6.99 (s, 2H), 6.37 (s, 1H), 6.26 (s, 2H), 6.19 (s, 2H), 5.00 (s, 2H), 3.75 (s, 6H); ¹³C NMR (CDCl₃, 100 MHz) δ 161.0, 140.5, 121.2, 108.5, 104.9, 99.3, 55.3, 53.3; HRMS (ESI-TOF) *m/z* calcd. for C₁₃H₁₆NO₂⁺ [M + H]⁺ 218.1181, found 218.1187.

1-(4-Methylbenzyl)-1H-pyrrole (2e).⁸ Pale yellow oil (66 mg, 77%): ¹H NMR (CDCl₃, 400 MHz) δ 7.12 (d, *J* = 7.6 Hz, 2H), 7.01 (d, *J* = 7.6

Hz, 2H), 6.67 (d, *J* = 2.0 Hz, 2H), 6.17 (d, *J* = 1.6 Hz, 2H), 5.01 (s, 2H), 2.32 (s, 3H); ¹³C NMR (CDCl₃, 100 MHz) δ 137.3, 135.1, 129.3, 127.0, 121.0, 108.3, 53.1, 21.0.

1-(3-Methylbenzyl)-1H-pyrrole (2f).²⁰ Red oil (58 mg, 68%): ¹H NMR (CDCl₃, 400 MHz) δ 7.19 (d, *J* = 7.6 Hz, 1H), 7.08 (d, *J* = 7.2 Hz, 1H), 6.94 (s, 1H), 6.91 (d, *J* = 7.6 Hz, 1H), 6.68 (d, *J* = 2.0 Hz, 2H), 6.18 (d, *J* = 2.0 Hz, 2H), 5.02 (s, 2H), 2.31 (s, 3H); ¹³C NMR (CDCl₃, 100 MHz) δ 138.3, 138.0, 128.6, 128.4, 127.7, 124.1, 121.1, 108.4, 53.3, 21.4.

1-(2,6-Dimethylbenzyl)-1H-pyrrole (2g). Colorless oil (60 mg, 65%): IR (KBr, neat) 2925, 2855, 1594, 1466, 1379, 1271, 1120, 1085, 966, 767, 715 cm⁻¹; ¹H NMR (CDCl₃, 400 MHz) δ 7.15 (t, *J* = 7.6 Hz, 1H), 7.06 (d, *J* = 7.6 Hz, 2H), 6.51 (d, *J* = 0.8 Hz, 2H), 6.11 (d, *J* = 1.2 Hz, 2H), 5.10 (s, 2H), 2.29 (s, 6H); ¹³C NMR (CDCl₃, 100 MHz) δ 137.9, 132.7, 128.5, 128.2, 120.2, 107.8, 47.1, 19.6; HRMS (ESI-TOF) *m/z* calcd. for C₁₃H₁₆N⁺ [M + H]⁺ 186.1283, found 186.1291.

Methyl 4-((1H-Pyrrol-1-yl)methyl)benzoate (2h).²¹ Colorless oil (104 mg, 97%): ¹H NMR (CDCl₃, 400 MHz) δ 7.98 (d, *J* = 8.0 Hz, 2H), 7.13 (d, *J* = 8.0 Hz, 2H), 6.68 (s, 2H), 6.21 (s, 2H), 5.11 (s, 2H), 3.89 (s, 3H); ¹³C NMR (CDCl₃, 100 MHz) δ 166.6, 143.3, 129.9, 129.4, 126.6, 121.2, 108.8, 52.9, 52.1.

Methyl 3-((1H-Pyrrol-1-yl)methyl)benzoate (2i). White solid (93 mg, 86%): mp 68–71 °C; IR (KBr, neat) 3127, 2925, 2854, 1711, 1593, 1500, 1430, 1299, 1281, 1200, 1113, 1091, 983, 733, 628 cm⁻¹; ¹H NMR (CDCl₃, 400 MHz) δ 7.94 (d, *J* = 7.6 Hz, 1H), 7.86 (s, 1H), 7.38 (t, *J* = 7.6 Hz, 1H), 7.25 (d, *J* = 7.6 Hz, 1H), 6.68 (d, *J* = 2.0 Hz, 2H), 6.19 (d, *J* = 2.0 Hz, 2H), 5.09 (s, 2H), 3.90 (s, 3H); ¹³C NMR (CDCl₃, 100 MHz) δ 166.7, 138.5, 131.4, 130.5, 128.8, 128.1, 121.0, 108.7, 52.9, 52.1;

Table 5. Cross-Coupling of Potassium Trifluoro(*N*-methylindolo)borate with Heteroaryl Chlorides

entry	heteroaryl chloride	product	% yield
1		5a	91
2		5b	87
3		5c	86
4		5d	76
5		5e	65
6		5f	70
7		5g	78
8		5h	72
9		5i	83 ^a

^a2.1 equiv of **1c** was used to afford the bis-cross-coupled product.

HRMS (ESI-TOF) *m/z* calcd. for C₁₃H₁₄NO₂⁺ [M + H]⁺ 216.1025, found 216.1035.

1-(4-((1*H*-Pyrrol-1-yl)methyl)phenyl)ethanone (2j). Colorless oil (88 mg, 88%): IR (KBr, neat) 2925, 2856, 1730, 1683, 1610, 1497, 1415, 1359, 1265, 1180, 1087, 1017, 967, 815, 721 cm⁻¹; ¹H NMR (CDCl₃, 400 MHz) δ 7.90 (d, *J* = 8.0 Hz, 2H), 7.16 (d, *J* = 8.0 Hz, 2H), 6.68 (s, 2H), 6.21 (s, 2H), 5.12 (s, 2H), 2.57 (s, 3H); ¹³C NMR (CDCl₃, 100 MHz) δ 197.5, 143.5, 136.5, 128.8, 126.9, 121.2, 108.9, 52.9, 26.6; HRMS (ESI-TOF) *m/z* calcd. for C₁₃H₁₄NO⁺ [M + H]⁺ 200.1075, found 200.1073.

1-(3-((1*H*-Pyrrol-1-yl)methyl)phenyl)ethanone (2k). White solid (73 mg, 73%): mp 58–60 °C; IR (KBr, neat) 3122, 2924, 2854, 1677, 1589, 1502, 1424, 1361, 1276, 1178, 1098, 1074, 953, 797, 732, 686, 595 cm⁻¹; ¹H NMR (CDCl₃, 400 MHz) δ 7.85 (d, *J* = 7.6 Hz, 1H), 7.72 (s, 1H), 7.41 (t, *J* = 7.6 Hz, 1H), 7.26 (d, *J* = 8.0 Hz, 1H), 6.68 (d, *J* = 2.0 Hz, 2H), 6.20 (d, *J* = 2.0 Hz, 2H), 5.11 (s, 2H), 2.56 (s, 3H); ¹³C NMR (CDCl₃, 100 MHz) δ 197.8, 138.8, 137.5, 131.5, 129.1, 127.7, 126.7, 121.0, 108.9, 52.9, 26.6; HRMS (ESI-TOF) *m/z* calcd. for C₁₃H₁₄NO⁺ [M + H]⁺ 200.1075, found 200.1077.

1-Benzyl-1*H*-pyrrole (2l).⁸ Red oil (77 mg, 98%): ¹H NMR (CDCl₃, 400 MHz) δ 7.32–7.24 (m, 3H), 7.10 (d, *J* = 7.2 Hz, 2H), 6.68 (s, 2H), 6.18 (s, 2H), 5.05 (s, 2H); ¹³C NMR (CDCl₃, 100 MHz) δ 138.1, 128.7, 127.6, 126.9, 121.4, 108.4, 53.3.

4-((1*H*-Pyrrol-1-yl)methyl)benzonitrile (2m).⁹ Pale pink solid (77 mg, 85%): mp 68–71 °C; ¹H NMR (CDCl₃, 500 MHz) δ 7.61 (d, *J* = 8.5 Hz, 2H), 7.15 (d, *J* = 8.0 Hz, 2H), 6.80 (t, *J* = 2.0 Hz, 2H), 6.23 (t, *J* = 2.0 Hz, 2H), 5.14 (s, 2H); ¹³C NMR (CDCl₃, 125.8 MHz) δ 143.9, 132.8, 127.4, 121.4, 118.7, 111.7, 109.4, 52.9.

1-(4-((1*H*-Pyrrol-1-yl)benzyl)-1*H*-pyrrole (2n). White solid (101 mg, 91%): mp 87–90 °C; IR (KBr, neat) 3139, 3100, 2854, 2924, 1612, 1525, 1499, 1430, 1327, 1295, 1251, 1125, 1091, 1069, 1017, 921, 811, 731, 608 cm⁻¹; ¹H NMR (CDCl₃, 400 MHz) δ 7.33 (d, *J* = 8.0 Hz, 2H), 7.15 (d, *J* = 8.0 Hz, 2H), 7.05 (s, 2H), 6.70 (s, 2H), 6.33 (s, 2H), 6.20 (s, 2H), 5.07 (s, 2H); ¹³C NMR (CDCl₃, 100 MHz) δ 140.1, 135.5, 128.2, 121.0, 120.6, 119.2, 110.5, 108.7, 52.7; HRMS (ESI-TOF) *m/z* calcd. for C₁₅H₁₅N₂⁺ [M + H]⁺ 223.1235, found 223.1232.

1-(4-Nitrobenzyl)-1*H*-pyrrole (2o).²⁰ Yellow oil (88 mg, 87%): ¹H NMR (CDCl₃, 400 MHz) δ 8.16 (dd, *J* = 8.0 Hz, 1.6 Hz, 2H), 7.19 (d, *J* = 8.0 Hz, 2H), 6.68 (d, *J* = 1.6 Hz, 2H), 6.23 (d, *J* = 1.6 Hz, 2H), 5.18 (s, 2H); ¹³C NMR (CDCl₃, 100 MHz) δ 147.4, 145.7, 127.3, 123.9, 121.2, 109.3, 52.5.

1-(4-(Trifluoromethyl)benzyl)-1*H*-pyrrole (2p). Yellow oil (86 mg, 76%): IR (neat) 1497, 1420, 1324, 1163, 1122, 1088, 1067, 1018, 821, 725 cm⁻¹; ¹H NMR (CDCl₃, 500 MHz) δ 7.58 (d, *J* = 8.0 Hz, 2H), 7.19 (d, *J* = 8.0 Hz, 2H), 6.70 (t, *J* = 2.0 Hz, 2H), 6.23 (t, *J* = 2.0 Hz, 2H), 5.14 (s, 2H); ¹³C NMR (CDCl₃, 125.8 MHz) δ 142.5, 130.1 (q, *J* = 32.6 Hz), 127.2, 125.9 (q, *J* = 3.7 Hz), 124.2 (q, *J* = 272.2 Hz), 121.4, 109.2, 52.9; ¹⁹F NMR (CDCl₃, 470.8 MHz) δ -62.60; HRMS (ESI-TOF) *m/z* calcd. for C₁₂H₁₁NF₃⁺ [M + H]⁺ 226.0844, found 226.0830.

1-(4-Fluorobenzyl)-1*H*-pyrrole (2q).⁹ Yellow oil (71 mg, 81%): ¹H NMR (CDCl₃, 500 MHz) δ 7.10–7.07 (m, 2H), 7.00 (t, *J* = 9.0 Hz, 2H), 6.67 (t, *J* = 2.0 Hz, 2H), 6.19 (d, *J* = 2.0 Hz, 2H), 5.03 (s, 2H); ¹³C NMR (CDCl₃, 125.8 MHz) δ 162.2 (d, *J* = 239.6 Hz), 133.9, 128.6 (d, 9.1 Hz), 120.9, 115.5 (d, *J* = 22.5 Hz), 108.6, 52.5; ¹⁹F NMR (CDCl₃, 470.8 MHz) δ -114.8.

1-(3,5-Difluorobenzyl)-1*H*-pyrrole (2r). Pale yellow oil (73 mg, 76%): IR (neat) 1624, 1591, 1495, 1452, 1352, 1308, 1274, 1113, 1096, 1073, 998, 869, 748, 729, 676, 640 cm⁻¹; ¹H NMR (CDCl₃, 500 MHz) δ 6.74–6.69 (m, 3H), 6.60 (d, *J* = 6.5 Hz, 2H), 6.24 (t, *J* = 9.0 Hz, 2H), 5.06 (s, 2H); ¹³C NMR (CDCl₃, 125.8 MHz) δ 163.2 (dd, *J* = 236.3 Hz, 12.9 Hz), 142.3 (t, *J* = 8.9 Hz), 121.1, 109.5 (dd, *J* = 13.6 Hz, 6.3 Hz), 109.1, 103.0 (t, *J* = 25.1 Hz), 52.4; ¹⁹F NMR (CDCl₃, 470.8 MHz) δ -109.1; HRMS (ESI-TOF) *m/z* calcd. for C₁₁H₁₀NF₂⁺ [M + H]⁺ 194.0781, found 194.0772.

3-((1*H*-Pyrrol-1-yl)methyl)pyridine (2s). Pale pink solid (50 mg, 63%): mp 54–57 °C; IR (neat) 1500, 1426, 1325, 1284, 1090, 795, 729, 516 cm⁻¹; ¹H NMR (CDCl₃, 500 MHz) δ 8.54–8.48 (m, 2H), 7.36 (d, *J* = 8.0 Hz, 1H), 7.25–7.24 (m, 1H), 6.69 (t, *J* = 2 Hz, 2H), 6.21 (t, *J* = 2 Hz, 2H), 5.09 (s, 2H); ¹³C NMR (CDCl₃, 125.8 MHz) δ 149.4, 148.7, 134.8, 133.9, 123.9, 121.2, 109.2, 50.9; HRMS (ESI-TOF) *m/z* calcd. for C₁₀H₁₁N₂⁺ [M + H]⁺ 159.0922, found 159.0912.

5-((1*H*-Pyrrol-1-yl)methyl)-2-methoxypyridine (2t). Yellow oil (78 mg, 83%): IR (KBr, neat) 2926, 2853, 1610, 1574, 1492, 1442, 1394, 1332, 1309, 1281, 1258, 1126, 1087, 1067, 1024, 967, 828, 718 cm⁻¹; ¹H NMR (CDCl₃, 400 MHz) δ 8.02 (s, 1H), 7.32 (d, *J* = 8.8 Hz, 1H), 6.69 (d, *J* = 8.4 Hz, 1H), 6.65 (s, 2H), 6.17 (s, 2H), 4.97 (s, 2H), 3.92 (s, 3H); ¹³C NMR (CDCl₃, 100 MHz) δ 163.9, 145.5, 137.9, 126.2, 120.7, 111.2, 108.8, 53.4, 50.3; HRMS (ESI-TOF) *m/z* calcd. for C₁₁H₁₃N₂O⁺ [M + H]⁺ 189.1028, found 189.1044.

1-(5-((1*H*-Pyrrol-1-yl)methyl)thiophen-2-yl)ethanone (2u). Pale yellow oil (77 mg, 75%): IR (KBr, neat) 2925, 2855, 1660, 1536, 1496, 1458, 1434, 1360, 1266, 1087, 1069, 1032, 967, 928, 810, 721, 703 cm⁻¹; ¹H NMR (CDCl₃, 400 MHz) δ 7.52 (d, *J* = 3.2 Hz, 1H), 6.86 (d, *J* = 3.2 Hz, 1H), 6.71 (s, 2H), 6.19 (s, 2H), 5.21 (s, 2H), 2.50 (s, 3H); ¹³C NMR (CDCl₃, 100 MHz) δ 190.4, 149.8, 144.0, 132.4, 126.3, 120.8, 109.2, 48.3, 26.5; HRMS (ESI-TOF) *m/z* calcd. for C₁₁H₁₂NOS⁺ [M + H]⁺ 206.0640, found 206.0642.

6-((1*H*-Pyrrol-1-yl)methyl)quinoline (2v). Yellow oil (67 mg, 64%): IR (neat) 1500, 1288, 1088, 831, 798, 724, 619 cm⁻¹; ¹H NMR (CDCl₃, 500 MHz) δ 8.90 (m, 1H), 8.09–8.07 (m, 2H), 7.50–7.47 (m, 2H), 7.39 (q, *J* = 4.2 Hz, 1H), 6.75 (s, 2H), 6.25 (s, 2H), 5.25 (s, 2H); ¹³C NMR (CDCl₃, 125.8 MHz) δ 150.8, 148.0, 136.8, 136.2, 130.3, 128.7, 128.4,

125.6, 121.7, 121.5, 109.1, 53.4; HRMS (CI-TOF) m/z calcd. for $C_{14}H_{12}N_2$ $[M]^+$ 208.1000, found 208.0999.

1-(4-(Methoxybenzyl)-1H-pyrazole (3a). Pale yellow oil (52 mg, 56%): IR (neat) 1612, 1514, 1395, 1248, 1176, 1088, 1033, 822, 668 cm^{-1} ; 1H NMR (500 MHz, $CDCl_3$) δ 7.53 (s, 1H), 7.34 (s, 1H), 7.18 (d, $J = 8.5$ Hz, 2H), 6.78 (d, $J = 8.5$ Hz, 2H), 6.25 (s, 1H), 5.23 (s, 2H), 3.76 (s, 3H); ^{13}C NMR (125.8 MHz, $CDCl_3$) δ 159.3, 139.3, 129.1, 128.8, 128.4, 114.0, 105.7, 55.3; HRMS (ESI-TOF) m/z calcd. for $C_{11}H_{13}N_2O^+$ $[M + H]^+$ 189.1028, found 189.1022.

1-(4-Cyanobenzyl)-1H-pyrazole (3b). Pale yellow powder (74 mg, 81%): mp 73–75 °C; IR (neat) 2961, 2921, 2852, 2229, 1511, 1392, 1275, 1086, 1044, 966, 860, 828, 762, 746, 688, 616 cm^{-1} ; 1H NMR (500 MHz, $CDCl_3$) δ 7.60 (d, $J = 8.0$ Hz, 2H), 7.56 (s, 1H), 7.44 (s, 1H), 7.22 (d, $J = 8.0$ Hz, 2H), 6.31 (t, $J = 4$ Hz, 1H), 5.37 (s, 2H); ^{13}C NMR (125.8 MHz, $CDCl_3$) δ 142.0, 140.1, 132.4, 129.6, 127.7, 118.3, 111.7, 106.4, 55.0; HRMS (ESI-TOF) m/z calcd. for $C_{11}H_{10}N_3^+$ $[M + H]^+$ 184.0875, found 184.0871.

1-(4-Nitrobenzyl)-1H-pyrazole (3c). Pale yellow powder (77 mg, 76%): mp 77–80 °C; IR (neat) 1607, 1517, 1396, 1340, 1312, 1275, 1088, 1108, 1047, 968, 918, 874, 860, 804, 753, 719, 641 cm^{-1} ; 1H NMR (500 MHz, $CDCl_3$) δ 8.19 (d, $J = 8.5$ Hz, 2H), 7.59 (s, 1H), 7.46 (s, 1H), 7.30 (d, $J = 8.5$ Hz, 2H), 6.34 (t, $J = 4$ Hz, 1H), 5.43 (s, 2H); ^{13}C NMR (125.8 MHz, $CDCl_3$) δ 147.5, 144.0, 140.35, 136.4, 129.7, 127.9, 124.0, 106.6, 54.9; HRMS (ESI-TOF) m/z calcd. for $C_{10}H_{10}N_3O_2^+$ $[M + H]^+$ 204.0773, found 204.0781.

1-(4-Fluorobenzyl)-1H-pyrazole (3d). Pale yellow oil (53 mg, 60%): IR (neat) 1607, 1510, 1395, 1223, 1158, 1088, 1048, 925, 824, 741, 616 cm^{-1} ; 1H NMR (500 MHz, $CDCl_3$) δ 7.56 (s, 1H), 7.38 (s, 1H), 7.18–7.21 (m, 2H), 7.01–7.04 (m, 2H), 6.29 (t, $J = 4$ Hz, 1H), 5.29 (s, 2H); ^{13}C NMR (125.8 MHz, $CDCl_3$) δ 163.3, 161.4 (d, $J = 246$ Hz), 139.6, 132.4, 129.3, 129.0, 115.7, 105.9, 55.0; ^{19}F NMR (470.8 MHz, $CDCl_3$) δ -114.2; HRMS (CI-TOF) m/z calcd. for $C_{10}H_9N_2F$ $[M]^+$ 176.0750, found 176.0751.

1-(Naphthalene-2-ylmethyl)-1H-pyrazole (3e). Pale yellow powder (75 mg, 72%): mp 86–88 °C; IR (neat) 1510, 1445, 1396, 1283, 1087, 1051, 894, 824, 774, 762, 623 cm^{-1} ; 1H NMR (300 MHz, $CDCl_3$) δ 7.81–7.85 (m, 3H), 7.69 (s, 1H), 7.62 (s, 1H), 7.48–7.52 (m, 2H), 7.33–7.43 (m, 2H), 6.33 (m, 1H), 5.50 (s, 2H); ^{13}C NMR (75.4 MHz, $CDCl_3$) δ 139.5, 133.9, 133.2, 132.9, 129.1, 128.6, 127.8, 127.6, 126.6, 126.3, 126.1, 125.3, 105.9, 56.0; HRMS (ESI-TOF) m/z calcd. for $C_{14}H_{13}N_2^+$ $[M + H]^+$ 209.1079, found 209.1080.

1-(3,5-Dimethoxybenzyl)-1H-pyrazole (3f). Pale yellow powder (68 g, 63%): mp 29–31 °C; IR (neat) 1611, 1594, 1477, 1429, 1397, 1360, 1314, 1203, 1167, 1087, 1062, 1046, 934, 821, 755, 642 cm^{-1} ; 1H NMR (300 MHz, $CDCl_3$) δ 7.62 (s, 1H), 7.49 (s, 1H), 6.39 (t, $J = 2.4$ Hz, 1H), 6.35 (s, 2H), 6.29 (s, 1H), 5.26 (s, 2H), 3.75 (s, 6H); ^{13}C NMR (75.4 MHz, $CDCl_3$) δ 161.0, 139.4, 138.9, 129.2, 105.9, 105.5, 99.7, 55.8; HRMS (ESI-TOF) m/z calcd. for $C_{12}H_{15}N_2O_2^+$ $[M + H]^+$ 219.1134, found 219.1132.

Methyl 3-((1H-Pyrazol-1-yl)methyl)benzoate (3g). Pale yellow oil (85 mg, 61%): IR (neat) 1720, 1433, 1395, 1286, 1200, 1107, 1084, 1048, 730, 623 cm^{-1} ; 1H NMR (300 MHz, $CDCl_3$) δ 7.96 (d, $J = 6.9$ Hz, 1H), 7.90 (s, 1H), 7.54 (s, 1H), 7.37–7.40 (m, 3H), 6.28 (t, $J = 2.1$ Hz, 1H), 5.34 (s, 2H), 3.88 (s, 3H); ^{13}C NMR (75.4 MHz, $CDCl_3$) δ 166.5, 139.7, 137.0, 131.9, 130.6, 129.2, 129.1, 128.8, 128.6, 106.1, 55.3, 52.0; HRMS (ESI-TOF) m/z calcd. for $C_{12}H_{13}N_2O_2^+$ $[M + H]^+$ 217.0977, found 217.0976.

1-(4-((1H-Pyrazol-1-yl)methyl)phenyl)ethan-1-one (3h). Pale yellow powder (77 mg, 73%): mp 79–81 °C; IR (neat) 1673, 1607, 1396, 1357, 1266, 1086, 1048, 964, 862, 755, 704 cm^{-1} ; 1H NMR (300 MHz, $CDCl_3$) δ 7.93 (d, $J = 8.1$ Hz, 2H), 7.57 (s, 1H), 7.43 (s, 1H), 7.26 (d, $J = 8.4$ Hz, 2H), 6.32 (s, 1H), 5.38 (s, 2H), 2.57 (s, 3H); ^{13}C NMR (75.4 MHz, $CDCl_3$) δ 197.3, 141.9, 139.8, 136.6, 129.4, 128.7, 127.4, 106.1, 55.2, 26.5; HRMS (ESI-TOF) m/z calcd. for $C_{12}H_{13}N_2O^+$ $[M + H]^+$ 201.1028, found 201.1031.

1-(4-((1H-Pyrrol-1-yl)benzyl)-1H-pyrazole (3i). Pale yellow powder (88 mg, 58%): mp 75–77 °C; IR (neat) 1613, 1524, 1396, 1327, 1277, 1125, 1069, 1016, 920, 809, 757, 727, 643 cm^{-1} ; 1H NMR (500 MHz, $CDCl_3$) δ 7.59 (s, 1H), 7.43 (s, 1H), 7.38 (d, $J = 8.5$ Hz, 2H), 7.28 (d, $J = 8.5$ Hz, 2H), 7.08 (s, 2H), 6.36 (s, 2H), 6.32 (s, 1H), 5.35 (s, 2H); ^{13}C

NMR (125.8 MHz, $CDCl_3$) δ 140.3, 139.6, 133.9, 129.1, 128.8, 120, 119.1, 110.5, 106.0, 55.2; HRMS (ESI-TOF) m/z calcd. for $C_{14}H_{14}N_3^+$ $[M + H]^+$ 224.1188, found 224.1186.

5-((1H-Pyrazol-1-yl)methyl)-2-methoxypyridine (3j). Colorless oil (77 mg, 82%): IR (neat) 1611, 1571, 1492, 1395, 1290, 1221, 1088, 1025, 833, 753, 618 cm^{-1} ; 1H NMR (360 MHz, $CDCl_3$) δ 8.09 (s, 1H), 7.53 (s, 1H), 7.47 (d, $J = 6.1$ Hz, 1H), 7.36 (s, 1H), 6.71 (d, $J = 8.6$ Hz, 1H), 6.27 (s, 1H), 5.24 (s, 2H), 3.92 (s, 3H); ^{13}C NMR (90.5 MHz, $CDCl_3$) δ 164.1, 146.1, 139.7, 138.4, 128.8, 124.9, 111.2, 106.1, 111.2, 106.1, 53.5, 52.9; HRMS (ESI-TOF) m/z calcd. for $C_{10}H_{12}N_3O^+$ $[M + H]^+$ 190.0980, found 190.0976.

2-((1H-Pyrazol-1-yl)methyl)pyrazine (3k). Pale yellow oil (48 mg, 60%): IR (neat) 1514, 1405, 1281, 1088, 1053, 1019, 967, 835, 757, 643 cm^{-1} ; 1H NMR (360 MHz, $CDCl_3$) δ 8.49–8.51 (m, 2H), 8.34 (s, 1H), 7.54–7.57 (m, 2H), 6.32 (s, 1H), 5.47 (s, 2H); ^{13}C NMR (90.5 MHz, $CDCl_3$) δ 151.9, 143.9, 143.6, 140.3, 129.9, 106.4, 55.1; HRMS (ESI-TOF) m/z calcd. for $C_8H_9N_4^+$ $[M + H]^+$ 161.0827, found 161.0827.

1-(4-(Methoxybenzyl)-1H-indole (4a). Pale yellow oil (86 mg, 73%): IR (neat) 1612, 1512, 1462, 1304, 1246, 1175, 1032, 821, 739 cm^{-1} ; 1H NMR (300 MHz, $CDCl_3$) δ 7.62 (d, $J = 7.8$ Hz, 1H), 7.27 (d, $J = 8.2$ Hz, 1H), 7.05–7.18 (m, 5H), 6.80 (d, $J = 8.7$ Hz, 2H), 6.50 (d, $J = 3.8$ Hz, 1H), 5.20 (s, 2H), 3.72 (s, 3H); ^{13}C NMR (75.4 MHz, $CDCl_3$) δ 159.0, 136.2, 129.4, 128.7, 128.1, 128.0, 121.5, 120.9, 119.4, 114.0, 109.6, 101.4, 55.2, 49.5; HRMS (ESI-TOF) m/z calcd. for $C_{16}H_{16}NO^+$ $[M + H]^+$ 238.1232, found 238.1237.

1-(2-Methoxybenzyl)-1H-indole (4b). Yellow powder (92 mg, 78%): mp 75–77 °C; IR (neat) 1599, 1492, 1460, 1437, 1360, 1302, 1248, 1115, 743 cm^{-1} ; 1H NMR (300 MHz, $CDCl_3$) δ 7.68 (d, $J = 7.6$ Hz, 1H), 7.38 (d, $J = 7.9$ Hz, 1H), 7.12–7.30 (m, 4H), 6.74–6.95 (m, 3H), 6.57 (d, $J = 2.9$ Hz, 1H), 5.37 (s, 2H), 3.92 (s, 3H); ^{13}C NMR (75.4 MHz, $CDCl_3$) δ 156.6, 136.3, 128.6, 128.5, 127.9, 125.8, 121.4, 120.7, 120.5, 119.2, 110.0, 109.7, 101.2, 55.2, 45.0; HRMS (ESI-TOF) m/z calcd. for $C_{16}H_{16}NO^+$ $[M + H]^+$ 238.1232, found 238.1232.

1-(3-Methoxybenzyl)-1H-indole (4c). Pale yellow oil (95 mg, 80%): IR (neat) 1600, 1587, 1510, 1489, 1462, 1335, 1262, 1147, 1049, 739 cm^{-1} ; 1H NMR (360 MHz, $CDCl_3$) δ 7.63 (d, $J = 8.2$ Hz, 1H), 7.24 (d, $J = 8.3$ Hz, 1H), 7.06–7.18 (m, 4H), 6.75 (d, $J = 8.1$ Hz, 1H), 6.62 (m, 2H), 6.52 (d, $J = 3.8$ Hz, 1H), 5.22 (s, 2H), 3.67 (s, 3H); ^{13}C NMR (75.4 MHz, $CDCl_3$) δ 159.9, 139.2, 136.3, 129.7, 128.7, 128.2, 121.6, 120.9, 119.5, 119.0, 112.7, 112.6, 109.6, 101.7, 55.1, 49.9; HRMS (ESI-TOF) m/z calcd. for $C_{16}H_{16}NO^+$ $[M + H]^+$ 238.1232, found 238.1235.

1-(4-Cyanobenzyl)-1H-indole (4d). Pale yellow oil (70 mg, 94%): IR (neat) 2227, 1728, 1609, 1462, 1317, 1245, 1180, 818, 741 cm^{-1} ; 1H NMR (300 MHz, $CDCl_3$) δ 7.64 (d, $J = 7.2$ Hz, 1H), 7.47 (d, $J = 8.1$ Hz, 2H), 7.06–7.13 (m, 6H), 6.56 (d, $J = 3.3$ Hz, 1H), 5.30 (s, 2H); ^{13}C NMR (75.4 MHz, $CDCl_3$) δ 143.0, 136.0, 132.5, 128.7, 128.1, 127.1, 122.0, 121.1, 119.9, 118.5, 111.3, 109.3, 102.4, 49.5; HRMS (ESI-TOF) m/z calcd. for $C_{16}H_{13}N_2^+$ $[M + H]^+$ 233.1079, found 233.1082.

1-(2-Cyanobenzyl)-1H-indole (4e). Pale yellow oil (101 mg, 87%): IR (neat) 2223, 1514, 1482, 1462, 1435, 1356, 1312, 1244, 1190, 740 cm^{-1} ; 1H NMR (300 MHz, $CDCl_3$) δ 7.69–7.74 (m, 2H), 7.35–7.46 (m, 2H), 7.15–7.29 (m, 4H), 6.83 (d, $J = 7.8$ Hz, 1H), 6.65 (d, $J = 3.0$ Hz, 1H), 5.58 (s, 2H); ^{13}C NMR (90.5 MHz, $CDCl_3$) δ 141.3, 136.1, 133.4, 132.9, 128.8, 128.3, 128.1, 127.4, 122.1, 121.2, 120.0, 117.2, 110.7, 109.4, 102.6, 48.1; HRMS (ESI-TOF) m/z calcd. for $C_{16}H_{13}N_2^+$ $[M + H]^+$ 233.1079, found 233.1080.

1-(3-Cyanobenzyl)-1H-indole (4f). Pale yellow oil (105 mg, 90%): IR (neat) 2231, 1512, 1482, 1462, 1435, 1313, 1253, 1186, 741 cm^{-1} ; 1H NMR (300 MHz, $CDCl_3$) δ 7.74 (d, $J = 7.5$ Hz, 1H), 7.55 (d, $J = 7.8$ Hz, 1H), 7.15–7.42 (m, 7H), 6.65 (d, $J = 3.0$ Hz, 1H), 5.35 (s, 2H); ^{13}C NMR (75.4 MHz, $CDCl_3$) δ 139.2, 135.9, 131.2, 130.9, 129.9, 129.5, 128.8, 127.9, 122.0, 121.2, 119.9, 118.4, 112.8, 109.3, 102.4, 49.1; HRMS (ESI-TOF) m/z calcd. for $C_{16}H_{13}N_2^+$ $[M + H]^+$ 233.1079, found 233.1077.

4-((1H-Indol-1-yl)methyl)benzaldehyde (4g). Pale yellow oil (95 mg, 81%): IR (neat) 1692, 1606, 1462, 1316, 1210, 1168, 1013, 848, 808, 741 cm^{-1} ; 1H NMR (300 MHz, $CDCl_3$) δ 9.98 (s, 1H), 7.83 (d, $J = 8.1$ Hz, 2H), 7.69–7.72 (m, 1H), 7.16–7.27 (m, 6H), 6.64 (d, $J = 3.9$ Hz, 1H), 5.42 (s, 2H); ^{13}C NMR (90.5 MHz, $CDCl_3$) δ 191.6, 144.5, 136.2, 135.8, 130.2, 128.8, 128.2, 127.1, 126.8, 122.0, 121.2, 119.8, 109.5, 102.3,

49.8; HRMS (ESI-TOF) m/z calcd. for $C_{16}H_{14}NO^+$ [$M + H$]⁺ 236.1075, found 236.1074.

4-((1H-Indol-1-yl)methyl)phenyl(phenyl)methanone (4h). Pale yellow powder (108 mg, 70%): mp 78–80 °C; IR (neat) 1655, 1605, 1462, 1317, 1276, 1179, 926, 743, 720, 704 cm^{-1} ; ¹H NMR (300 MHz, CDCl₃) δ 7.63–7.70 (m, 5H), 7.50 (t, $J = 7.5$ Hz, 1H), 7.37–7.42 (m, 2H), 7.10–7.23 (m, 6H), 6.56 (d, $J = 3.3$ Hz, 1H), 5.30 (s, 2H); ¹³C NMR (75.4 MHz, CDCl₃) δ 196.0, 142.2, 137.4, 136.8, 136.1, 132.4, 130.5, 129.9, 128.7, 128.2, 126.4, 121.8, 121.1, 119.7, 109.5, 102.1, 49.7; HRMS (ESI-TOF) m/z calcd. for $C_{22}H_{18}NO^+$ [$M + H$]⁺ 312.1388, found 312.1383.

Methyl 4-((1H-Indol-1-yl)methyl)benzoate (4i). Pale yellow oil (103 mg, 78%): IR (neat) 1719, 1611, 1512, 1462, 1433, 1277, 1178, 1108, 1018, 740 cm^{-1} ; ¹H NMR (500 MHz, CDCl₃) δ 8.04 (d, $J = 8.5$ Hz, 2H), 7.78 (d, $J = 6.5$ Hz, 1H), 7.23–7.30 (m, 3H), 7.17–7.22 (m, 3H), 6.68 (d, $J = 3.5$ Hz, 1H), 5.35 (s, 2H), 3.95 (s, 3H); ¹³C NMR (125.8 MHz, CDCl₃) δ 166.6, 142.7, 136.2, 130.0, 129.5, 128.8, 128.2, 126.5, 121.9, 121.1, 119.7, 109.6, 102.1, 52.0, 49.7; HRMS (ESI-TOF) m/z calcd. for $C_{17}H_{16}NO_2^+$ [$M + H$]⁺ 266.1181, found 266.1181.

1-(4-Fluorobenzyl)-1H-indole (4j). Pale yellow oil (80 g, 72%): IR (neat) 1604, 1509, 1483, 1462, 1335, 1315, 1221, 1157, 739 cm^{-1} ; ¹H NMR (300 MHz, CDCl₃) δ 7.64 (d, $J = 8.0$ Hz, 1H), 6.90–7.24 (m, 8H), 6.54 (d, $J = 3.1$ Hz, 1H), 5.22 (s, 2H); ¹³C NMR (75.4 MHz, CDCl₃) δ 163.8, 160.5, 136.1, 133.2, 128.0–128.7 (q, $J = 52.7$ Hz), 121.7, 121.0, 119.6, 115.7, 115.4, 109.5, 101.8, 49.3; ¹⁹F NMR (282.4 MHz, CDCl₃) δ –114.7; HRMS (ESI-TOF) m/z calcd. for $C_{13}H_{13}FN^+$ [$M + H$]⁺ 226.1032, found 226.1032.

1-(4-(Trifluoromethyl)benzyl)-1H-indole (4k). Pale yellow oil (125 mg, 91%): IR (neat) 1619, 1512, 1462, 1420, 1323, 1163, 1119, 1066, 1017, 821, 740, 716 cm^{-1} ; ¹H NMR (300 MHz, CDCl₃) δ 7.77 (d, $J = 7.8$ Hz, 1H), 7.61 (d, $J = 8.4$ Hz, 2H), 7.27 (d, $J = 5.8$ Hz, 2H), 7.24–7.21 (m, 3H), 7.18 (d, $J = 3.0$ Hz, 1H), 6.68 (d, $J = 3.0$ Hz, 1H), 5.40 (s, 2H); ¹³C NMR (75.4 MHz, CDCl₃) δ 141.6, 136.1, 129.8 (q, $J = 97.34$ Hz), 128.7, 128.1, 126.8, 125.6 (q, $J = 11.32$ Hz), 122.1, 121.9, 121.1, 119.8, 109.4, 102.2, 49.5; ¹⁹F NMR (282.4 MHz, CDCl₃) δ –62.4; HRMS (ESI-TOF) m/z calcd. for $C_{16}H_{13}F_3N^+$ [$M + H$]⁺ 276.1000, found 276.1009.

1-(4-Nitrobenzyl)-1H-indole (4l). Pale yellow oil (114 mg, 90%): IR (neat) 1605, 1518, 1462, 1342, 1318, 1253, 1181, 741 cm^{-1} ; ¹H NMR (360 MHz, CDCl₃) δ 8.11 (d, $J = 8.7$ Hz, 2H), 7.67 (d, $J = 8.2$ Hz, 1H), 7.10–7.17 (m, 6H), 6.59 (d, $J = 3.2$ Hz, 1H), 5.39 (s, 2H); ¹³C NMR (75.4 MHz, CDCl₃) δ 147.5, 145.0, 136.1, 128.8, 128.0, 127.2, 124.0, 122.2, 121.3, 120.0, 109.3, 102.6, 49.4; HRMS (ESI-TOF) m/z calcd. for $C_{15}H_{13}N_2O_2^+$ [$M + H$]⁺ 253.0993, found 253.0988.

1-(4-Methylbenzyl)-1H-indole (4m). Pale yellow oil (75 mg, 68%): IR (neat) 1514, 1481, 1462, 1316, 1252, 1183, 798, 738 cm^{-1} ; ¹H NMR (300 MHz, CDCl₃) δ 7.64 (d, $J = 7.8$ Hz, 1H), 7.27 (d, $J = 8.1$ Hz, 1H), 7.06–7.21 (m, 5H), 7.00 (d, $J = 8.1$ Hz, 2H), 6.53 (d, $J = 3.9$ Hz, 1H), 5.25 (s, 2H), 2.29 (s, 3H); ¹³C NMR (75.4 MHz, CDCl₃) δ 137.2, 136.2, 134.4, 129.3, 128.6, 128.1, 126.7, 121.5, 120.8, 119.3, 109.6, 101.4, 49.8, 21.0; HRMS (ESI-TOF) m/z calcd. for $C_{16}H_{16}N^+$ [$M + H$]⁺ 222.1283, found 222.1283.

1-(Naphthalene-1-ylmethyl)-1H-indole (4n). Pale yellow powder (100 mg, 78%): mp 64–66 °C; IR (neat) 1708, 1508, 1483, 1461, 1320, 1192, 1121, 1010, 741 cm^{-1} ; ¹H NMR (300 MHz, CDCl₃) δ 7.93–7.95 (m, 2H), 7.84 (d, $J = 8.1$ Hz, 1H), 7.73 (d, $J = 8.1$ Hz, 1H), 7.55–7.60 (m, 2H), 7.35–7.40 (m, 2H), 7.17–7.28 (m, 2H), 7.09 (d, $J = 3.0$ Hz, 1H), 6.93 (d, $J = 6.9$ Hz, 1H), 6.61 (d, $J = 3.0$ Hz, 1H), 5.80 (s, 2H); ¹³C NMR (90.5 MHz, CDCl₃) δ 136.5, 133.7, 132.5, 130.9, 128.9, 128.8, 128.4, 128.2, 126.6, 126.0, 125.6, 125.1, 122.6, 121.8, 121.1, 119.7, 109.6, 101.8, 47.8; HRMS (ESI-TOF) m/z calcd. for $C_{19}H_{16}N^+$ [$M + H$]⁺ 258.1283, found 258.1282.

1-(4-Methoxy-2,6-dimethylbenzyl)-1H-indole (4o). Yellow powder (125 mg, 94%): mp 93–95 °C; IR (neat) 1604, 1460, 1318, 1294, 1193, 1144, 1061, 856, 739, 717 cm^{-1} ; ¹H NMR (300 MHz, CDCl₃) δ 7.69 (d, $J = 7.8$ Hz, 1H), 7.52 (d, $J = 8.2$ Hz, 1H), 7.32–7.27 (m, 1H), 7.20–7.15 (m, 1H), 6.71–6.50 (m, 3H), 6.44 (d, $J = 2.7$ Hz), 5.22 (s, 2H), 3.85 (s, 3H), 2.27 (s, 6H); ¹³C NMR (75.4 MHz, CDCl₃) δ 159.1, 139.6, 136.3, 128.8, 125.7, 124.2, 121.2, 120.8, 119.3, 113.7, 109.1, 100.8, 55.0, 43.3, 19.9; HRMS (ESI-TOF) m/z calcd. for $C_{18}H_{20}NO^+$ [$M + H$]⁺ 266.1545, found 266.1545.

4-((1H-Indole-1-yl)methyl)-N,N-dimethylbenzeneamine (4p). Yellow oil (93 mg, 74%): IR (neat) 1602, 1499, 1459, 1437, 1352, 1315, 1184, 997, 738 cm^{-1} ; ¹H NMR (300 MHz, CDCl₃) δ 7.75 (d, $J = 8.4$ Hz, 1H), 7.42 (d, $J = 8.1$ Hz, 1H), 7.17–7.28 (m, 4H), 6.71 (d, $J = 8.4$ Hz, 1H), 6.53–6.63 (m, 3H), 5.34 (s, 2H), 2.95 (s, 6H); ¹³C NMR (75.4 MHz, CDCl₃) δ 150.8, 138.3, 136.4, 129.4, 128.6, 128.3, 121.5, 120.8, 119.3, 115.0, 111.7, 110.8, 109.7, 101.4, 50.4, 40.4; HRMS (ESI-TOF) m/z calcd. for $C_{17}H_{19}N_2^+$ [$M + H$]⁺ 251.1548, found 251.1554.

5-((1H-Indol-1-yl)methyl)thiophene-2-carbaldehyde (5a). Pale yellow powder (110 mg, 91%): mp 64–66 °C; IR (neat) 1652, 1508, 1461, 1433, 1314, 1225, 1184, 1044, 817, 746 cm^{-1} ; ¹H NMR (300 MHz, CDCl₃) δ 9.76 (s, 1H), 7.64 (d, $J = 6.90$ Hz, 1H), 7.52 (d, $J = 3.6$ Hz, 1H), 7.09–7.29 (m, 4H), 6.85 (d, $J = 3.0$ Hz, 1H), 6.56 (d, $J = 2.7$ Hz, 1H), 5.44 (s, 2H); ¹³C NMR (75.4 MHz, CDCl₃) δ 182.6, 150.9, 143.1, 136.3, 135.7, 128.7, 127.5, 126.3, 122.1, 121.2, 120.0, 109.2, 102.7, 45.4; HRMS (ESI-TOF) m/z calcd. for $C_{14}H_{12}NOS^+$ [$M + H$]⁺ 242.0640, found 242.0645.

5-((1H-Indol-1-yl)methyl)furan-2-carbaldehyde (5b). Pale yellow oil (97 mg, 87%): IR (neat) 1652, 1508, 1461, 1433, 1314, 1225, 1184, 1044, 817, 746 cm^{-1} ; ¹H NMR (360 MHz, CDCl₃) δ 9.58 (s, 1H), 7.64 (d, $J = 7.2$ Hz, 1H), 7.12–7.34 (m, 5H), 6.58 (d, $J = 3.2$ Hz, 1H), 6.20 (d, $J = 3.6$ Hz, 1H), 5.38 (s, 2H); ¹³C NMR (75.4 MHz, CDCl₃) δ 177.4, 157.2, 136.2, 129.0, 127.8, 122.1, 121.2, 120.0, 117.2, 110.3, 109.1, 105.9, 102.7, 43.5; HRMS (ESI-TOF) m/z calcd. for $C_{14}H_{12}NO_2^+$ [$M + H$]⁺ 226.0868, found 226.0876.

1-(Pyridin-3-ylmethyl)-1H-indole (5c). Pale yellow oil (90 mg, 86%): IR (neat) 1718, 1676, 1462, 1427, 1315, 1258, 1177, 739 cm^{-1} ; ¹H NMR (300 MHz, CDCl₃) δ 8.55 (s, 2H), 7.70 (d, $J = 6.9$ Hz, 1H), 7.12–7.33 (m, 6H), 6.60 (d, $J = 3.6$ Hz, 1H), 5.31 (s, 2H); ¹³C NMR (75.4 MHz, CDCl₃) δ 148.8, 148.0, 136.0, 134.5, 133.1, 128.7, 127.8, 123.7, 121.9, 121.1, 119.7, 109.3, 102.2, 47.4; HRMS (ESI-TOF) m/z calcd. for $C_{14}H_{13}N_2^+$ [$M + H$]⁺ 209.1079, found 209.1079.

1-5-((Trifluoromethyl)pyridin-3-yl)methyl)-1H-indole (5d). Yellow oil (105 mg, 76%): IR (neat) 1680, 1607, 1583, 1462, 1336, 1316, 1131, 1087, 741 cm^{-1} ; ¹H NMR (300 MHz, CDCl₃) δ 8.86 (s, 1H), 8.63 (s, 1H), 7.72 (d, $J = 6.0$ Hz, 1H), 7.65 (s, 1H), 7.14–7.27 (m, 4H), 6.67 (d, $J = 3.3$ Hz, 1H), 6.37 (s, 2H); ¹³C NMR (75.4 MHz, CDCl₃) δ 151.4, 146.0, 145.9, 135.9, 133.4, 131.3, 131.2, 128.8, 127.6, 126.9, 126.5, 124.9, 122.2, 121.3, 120.0, 109.1, 102.9, 47.0; ¹⁹F NMR (282.4 MHz, CDCl₃) δ –62.3; HRMS (ESI-TOF) m/z calcd. for $C_{15}H_{12}F_3N_2^+$ [$M + H$]⁺ 277.0953, found 277.0952.

1-(Pyrazin-2-ylmethyl)-1H-indole (5e). Pale yellow powder (67 mg, 65%): mp 71–73 °C; IR (neat) 1507, 1464, 1404, 1349, 1335, 1189, 1053, 1016, 743 cm^{-1} ; ¹H NMR (300 MHz, CDCl₃) δ 8.56 (s, 1H), 8.49 (s, 1H), 8.18 (s, 1H), 7.70 (d, $J = 8.4$ Hz, 1H), 7.13–7.33 (m, 4H), 6.63 (d, $J = 3.0$ Hz, 1H), 5.50 (s, 2H); ¹³C NMR (75.4 MHz, CDCl₃) δ 152.8, 144.0, 143.7, 143.0, 128.8, 127.9, 122.0, 121.1, 119.8, 109.2, 102.6, 49.9; HRMS (ESI-TOF) m/z calcd. for $C_{13}H_{12}N_3^+$ [$M + H$]⁺ 210.1030, found 210.1028.

6-((1H-Indol-1-yl)methyl)quinolone (5f). Pale yellow powder (70 mg, 70%): mp 59–61 °C; IR (neat) 1591, 1565, 1503, 1482, 1462, 1435, 1331, 1257, 1189, 828, 746 cm^{-1} ; ¹H NMR (300 MHz, CDCl₃) δ 8.91 (d, $J = 5.8$ Hz, 1H), 8.11 (d, $J = 8.7$ Hz, 1H), 7.99 (d, $J = 7.4$ Hz, 1H), 7.74 (d, $J = 6.9$ Hz, 1H), 7.53 (d, $J = 6.7$ Hz, 1H), 7.45 (s, 1H), 7.14–7.38 (m, 5H), 6.65 (d, $J = 3.1$ Hz, 1H), 5.49 (s, 2H); ¹³C NMR (75.4 MHz, CDCl₃) δ 150.4, 147.7, 136.2, 135.8, 135.8, 130.0, 128.7, 128.2, 128.2, 128.1, 125.0, 121.8, 121.3, 121.0, 119.6, 109.5, 102.0, 49.8; HRMS (ESI-TOF) m/z calcd. for $C_{18}H_{15}N_2^+$ [$M + H$]⁺ 259.1235, found 259.1237.

5-((1H-Indol-1-yl)methyl)quinolone (5g). Pale yellow powder (100 mg, 78%): mp 111–114 °C; IR (neat) 1621, 1587, 1461, 1382, 1318, 1273, 1198, 824, 742 cm^{-1} ; ¹H NMR (360 MHz, CDCl₃) δ 9.58 (s, 1H), 8.60 (d, $J = 6.1$ Hz, 1H), 7.90 (d, $J = 7.9$ Hz, 1H), 7.71–7.75 (m, 2H), 7.41–7.46 (m, 1H), 7.19–7.31 (m, 3H), 7.06 (d, $J = 2.8$ Hz, 2H), 6.62 (d, $J = 2.8$ Hz, 1H), 5.68 (s, 2H); ¹³C NMR (90.5 MHz, CDCl₃) δ 153.3, 143.8, 136.4, 133.5, 132.1, 128.9, 128.8, 128.7, 128.0, 127.8, 127.0, 122.0, 121.2, 119.9, 115.6, 109.5, 102.3, 47.0; HRMS (ESI-TOF) m/z calcd. for $C_{18}H_{15}N_2^+$ [$M + H$]⁺ 259.1235, found 259.1234.

tert-Butyl 5-((1H-Indol-1-yl)methyl)-1H-indole-1-carboxylate (5h). Red oil (125 mg, 72%): IR (neat) 1731, 1471, 1441, 1368, 1352, 1336,

1254, 1160, 1128, 1082, 1023, 738 cm^{-1} ; ^1H NMR (300 MHz, CDCl_3) δ 8.15 (d, $J = 8.4$ Hz, 1H), 7.73 (d, $J = 6.8$ Hz, 1H), 7.65 (d, $J = 3.6$ Hz, 1H), 7.34–7.40 (m, 2H), 7.16–7.27 (m, 4H) 6.63 (d, $J = 3.0$ Hz, 1H), 6.53 (d, $J = 3.6$ Hz, 1H), 5.45 (s, 2H), 1.72 (s, 9H); ^{13}C NMR (75.4 MHz, CDCl_3) δ 149.5, 136.3, 134.5, 131.8, 130.8, 128.7, 128.2, 126.4, 123.1, 121.5, 120.9, 119.4, 119.2, 115.3, 109.7, 107.1, 101.5, 83.7, 50.1, 28.1; HRMS (ESI-TOF) m/z calcd. for $\text{C}_{22}\text{H}_{23}\text{N}_2\text{O}_2^+$ [$\text{M} + \text{H}$] $^+$ 347.1760, found 347.1760.

2,6-bis((1*H*-Indol-1-yl)methyl)pyridine (5i). Pale yellow powder (140 mg, 83%): mp 92–94 $^\circ\text{C}$; IR (neat) 1595, 1575, 1512, 1484, 1425, 1334, 1314, 1253, 1184, 1043, 737 cm^{-1} ; ^1H NMR (300 MHz, CDCl_3) δ 7.71 (d, $J = 7.2$ Hz, 2H), 7.15–7.37 (m, 9H), 6.65 (d, $J = 3.3$ Hz, 2H), 6.57 (d, $J = 7.8$ Hz, 2H), 5.50 (s, 4H); ^{13}C NMR (75.4 MHz, CDCl_3) δ 157.3, 138.0, 136.1, 128.7, 128.3, 121.8, 121.0, 119.7, 119.3, 109.6, 102.1, 51.8; HRMS (ESI-TOF) m/z calc. for $\text{C}_{23}\text{H}_{20}\text{N}_3^+$ [$\text{M} + \text{H}$] $^+$ 338.1579, found 338.1549.

■ ASSOCIATED CONTENT

📄 Supporting Information

Copies of ^1H , ^{13}C , ^{19}F , and ^{11}B spectra for all compounds prepared by the method described. This material is available free of charge via the Internet at <http://pubs.acs.org>.

■ AUTHOR INFORMATION

Corresponding Author

*E-mail: gmolandr@sas.upenn.edu.

Notes

The authors declare no competing financial interest.

■ ACKNOWLEDGMENTS

This research was generously supported by a National Priorities Research Program (NPRP) grant from the Qatar National Research Fund (Grant No. 08-035-1-008) and by NIGMS (R01 GM081376). Dr. Rakesh Kohli (University of Pennsylvania) is acknowledged for obtaining the HRMS data.

■ REFERENCES

- (1) Alves, F.; Barreiro, E.; Fraga, C. *Mini-Rev. Med. Chem.* **2009**, *9*, 782–793.
- (2) Arsenault, B. J.; Boekholdt, S. M.; Kastelein, J. J. P. *Eur. Heart J.* **2011**, *32*, 923–926.
- (3) Giembycz, M. A. *Br. J. Pharmacol.* **2008**, *155*, 288–290.
- (4) Rinaldi-Carmona, M.; Barth, F.; Millan, J.; Derocq, J. M.; Casellas, P.; Congy, C.; Oustric, D.; Sarran, M.; Bouaboula, M.; Calandra, B.; Portier, M.; Shire, D.; Brelière, J. C.; Le Fur, G. L. *J. Pharmacol. Exp. Ther.* **1998**, *284*, 644–650.
- (5) Bella, D. D.; Ferrari, V.; Frigeni, V.; Lualdi, P. *Nature (London), New Biol.* **1973**, *241*, 282–283.
- (6) Nyandege, A.; Kolanos, R.; Roth, B. L.; Glennon, R. A. *Bioorg. Med. Chem. Lett.* **2007**, *17*, 1691–1694.
- (7) Pahadi, N. K.; Paley, M.; Jana, R.; Waetzig, S. R.; Tunge, J. A. *J. Am. Chem. Soc.* **2009**, *131*, 16626–16627.
- (8) Deb, I.; Coiro, D. J.; Seidel, D. *Chem. Commun.* **2011**, *47*, 6473–6475.
- (9) D'Silva, C.; Walker, D. A. *J. Org. Chem.* **1998**, *3263*, 6715–6718.
- (10) Sidiq, S.; Shiryaev, S. A.; Ratnikov, B. I.; Herath, A.; Su, Y.; Strongin, A. Y.; Cosford, N. D. P. *Bioorg. Med. Chem. Lett.* **2009**, *19*, 5773–5777.
- (11) Compare 3 372 858 commercially available aryl and heteroaryl chlorides versus 265 129 corresponding commercially available benzyl halides, aromatic aldehydes, benzylamines, and benzyl hydrazines: SciFinder; Chemical Abstracts Service, Columbus, OH, 2010 (as of April 29, 2013).
- (12) Zhou, Z.; Xue, W. *J. Organomet. Chem.* **2009**, *694*, 599–603.
- (13) Molander, G. A.; Sandrock, D. L. *Org. Lett.* **2007**, *9*, 1597–1600.

(14) Molander, G. A.; Gormisky, P. E.; Sandrock, D. L. *J. Org. Chem.* **2008**, *73*, 2052–2057.

(15) Raushel, J.; Sandrock, D. L.; Josyula, K. V.; Pakyz, D.; Molander, G. A. *J. Org. Chem.* **2011**, *76*, 2762–2769.

(16) Molander, G. A.; Beaumard, F. *Org. Lett.* **2011**, *13*, 1242–1245.

(17) Slade, D. J.; Pelz, N. F.; Bodnar, W.; Lampe, J. W.; Watson, P. S. *J. Org. Chem.* **2009**, *74*, 6331–6334.

(18) Dreher, S. D.; Dormer, P. G.; Sandrock, D. L.; Molander, G. A. *J. Am. Chem. Soc.* **2008**, *130*, 9257–9259.

(19) Dreher, S. D.; Lim, S.-E.; Sandrock, D. L.; Molander, G. A. *J. Org. Chem.* **2009**, *74*, 3626–3631.

(20) Lee, C. K.; Jun, J. H.; Yu, J. S. *J. Het. Chem.* **2000**, *37*, 15–24.

(21) Striley, C. A. F.; Amer, A.; Zhang, W. Y.; Zimmer, H.; Lando, J. B. *Phosphorus, Sulfur Silicon Relat. Elem.* **1996**, *115*, 141.