

# RSC Advances



This article can be cited before page numbers have been issued, to do this please use: A. M. Malla, M. Parveen, F. Ahmad, S. Azaz and M. Alam, *RSC Adv.*, 2015, DOI: 10.1039/C4RA15590D.



This is an *Accepted Manuscript*, which has been through the Royal Society of Chemistry peer review process and has been accepted for publication.

*Accepted Manuscripts* are published online shortly after acceptance, before technical editing, formatting and proof reading. Using this free service, authors can make their results available to the community, in citable form, before we publish the edited article. This *Accepted Manuscript* will be replaced by the edited, formatted and paginated article as soon as this is available.

You can find more information about *Accepted Manuscripts* in the [Information for Authors](#).

Please note that technical editing may introduce minor changes to the text and/or graphics, which may alter content. The journal's standard [Terms & Conditions](#) and the [Ethical guidelines](#) still apply. In no event shall the Royal Society of Chemistry be held responsible for any errors or omissions in this *Accepted Manuscript* or any consequences arising from the use of any information it contains.

## [Et<sub>3</sub>NH][HSO<sub>4</sub>]-catalyzed eco-friendly and expeditious synthesis of thiazolidine and oxazolidine derivatives

Ali Mohammed Malla,<sup>a</sup> Mehtab Parveen,<sup>\*a</sup> Faheem Ahmad,<sup>a</sup> Shaista Azaz,<sup>a</sup> Mahboob Alam<sup>b</sup>

<sup>a</sup>*Division of Organic Synthesis, Aligarh Muslim University, Aligarh, 202002, India*

<sup>b</sup>*Division of Bioscience, Dongguk University, Gyeongju 780-714, Republic of Korea*

### Abstract

The present study reports a facile and green approach for the synthesis of thiazolidine/oxazolidine derivatives **4 (a-u)** in excellent yields (92-98%) with high purity. The protocol involves one-pot three-component reaction of substituted 1,3-diketones **1(a-g)**, cyanates **2 (a-c)** and ethylchloroacetate (**3**) in ionic liquid [Et<sub>3</sub>NH][HSO<sub>4</sub>] under solvent-free condition. The notable feature of this pathway is that, the ionic liquid possesses both catalytic as well as medium engineering capability in this protocol. Use of [Et<sub>3</sub>NH][HSO<sub>4</sub>] as a catalyst and an environmentally benign solvent eliminates the need for a volatile organic solvent and additional catalyst. This ionic liquid is air and water stable and easy to prepare from cheap amine and acid. The present synthetic route is a green protocol offering several advantages such as, excellent yield of products, mild reaction conditions, minimizing chemical wastes, shorter reaction time, simple operational procedure, easy preparation of catalyst and its recyclability up to five cycles without any noticeable loss in catalytic activity. The protocol is applicable to a broader substrate scope. The optimization conditions carried out in the present study revealed that 20 mol% of ionic liquid catalyst under solvent-free condition at 120 °C are the best reaction parameters for the synthesis thiazolidine/oxazolidine derivatives in excellent yields.

**Keywords:** Dimedone, [Et<sub>3</sub>NH][HSO<sub>4</sub>], Thiazolidines, Oxazolidines, Solvent-free, Eco-friendly

---

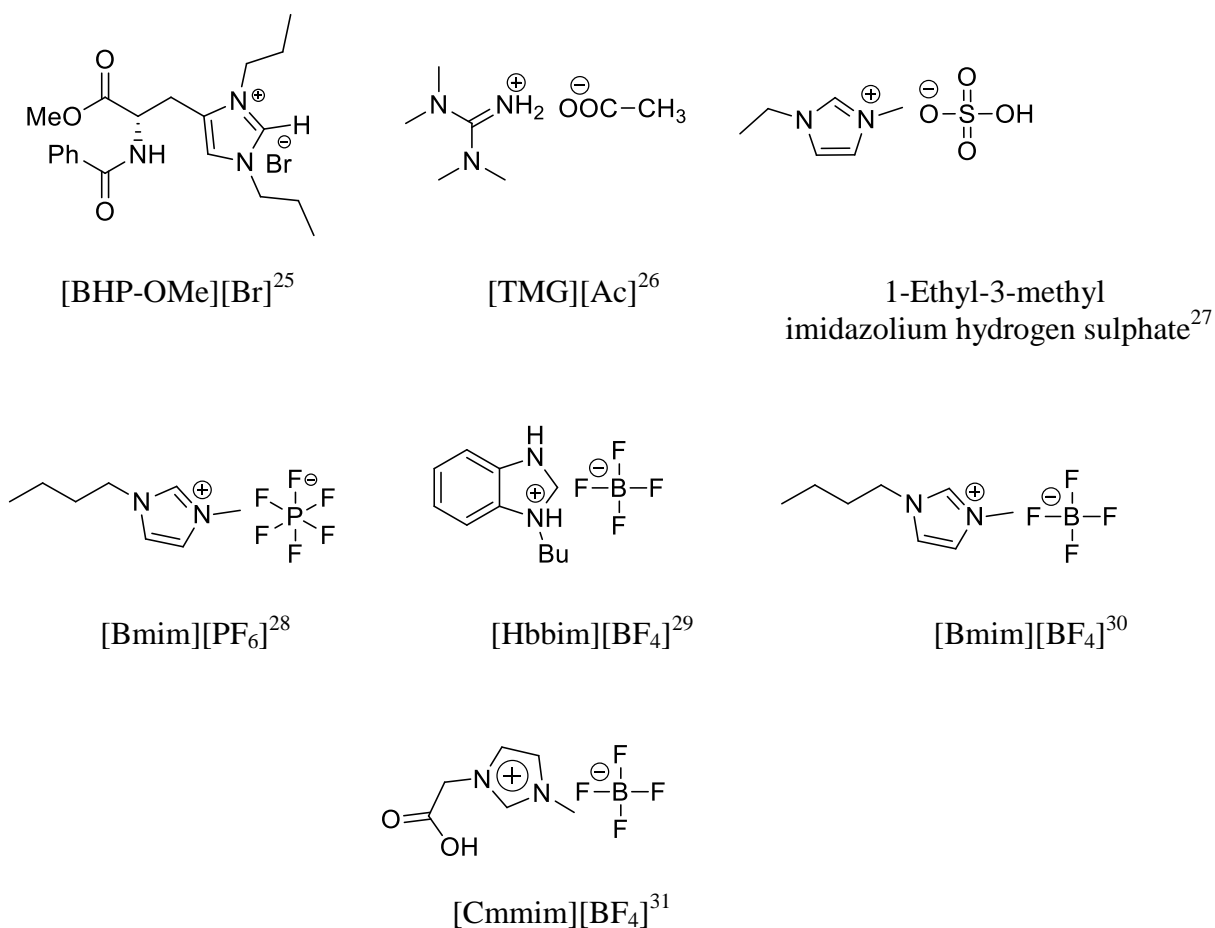
*\*Corresponding author: Mehtab Parveen*

*E-mail: mehtab.organic2009@gmail.com; Tel: +91-9897179498*

## Introduction

Over the past 20 years, there has been an upsurge in the field of green chemistry.<sup>1</sup> Most of the efforts in this direction have been focused on replacing the profusely used toxic volatile organic solvents (VOS) by suitable alternate solvent systems for easy chemical transformations with the minimum chemical waste and environmental pollution. In this regard, ionic liquids have engrossed significant research interest in the context of green synthesis due to their adjustable physical and chemical properties.<sup>2</sup> They have been introduced as an alternative green reaction media due to their exceptional features such as the advantages of optimization of compound characteristics through a broad choice of anion and cation combinations, low vapor pressure, non-volatility, low flammability, good solvating ability, high thermal and chemical stability, controlled miscibility and ease of recyclability.<sup>3-12</sup> The report of 1,3-dialkylimidazolium-based chloroaluminate ionic liquids by Wilkes *et al.*, that possess favorable physical and electrochemical properties, provided the impetus for a remarkable increase in activity in this field.<sup>13-14</sup> Ionic liquids have been used as environmentally benign solvents or catalysts,<sup>15</sup> thermal fluids,<sup>16</sup> sensors,<sup>17</sup> fuel cells,<sup>18</sup> capacitors,<sup>19</sup> lubricants,<sup>20</sup> batteries,<sup>21</sup> plasticizers,<sup>22</sup> and extractants.<sup>23</sup> The first involvement of ionic liquids in 2003 for first industrial process by BASF (BASIL10 process) opened new avenues for the application of ionic liquids in new chemical processes.<sup>24</sup> A number of ionic liquids (ILs) *viz.* [BHP-OMe][Br],<sup>25</sup> [TMG][Ac],<sup>26</sup> 1-Ethyl-3-methylimidazolium hydrogen sulphate,<sup>27</sup> [Bmim][PF<sub>6</sub>],<sup>28</sup> [Hbbim][BF<sub>4</sub>],<sup>29</sup> [Bmim][BF<sub>4</sub>],<sup>30</sup> and [Cmmim][BF<sub>4</sub>]<sup>31</sup> have been documented in the literature employed for the synthesis of biologically active molecules (**Fig. 1**).

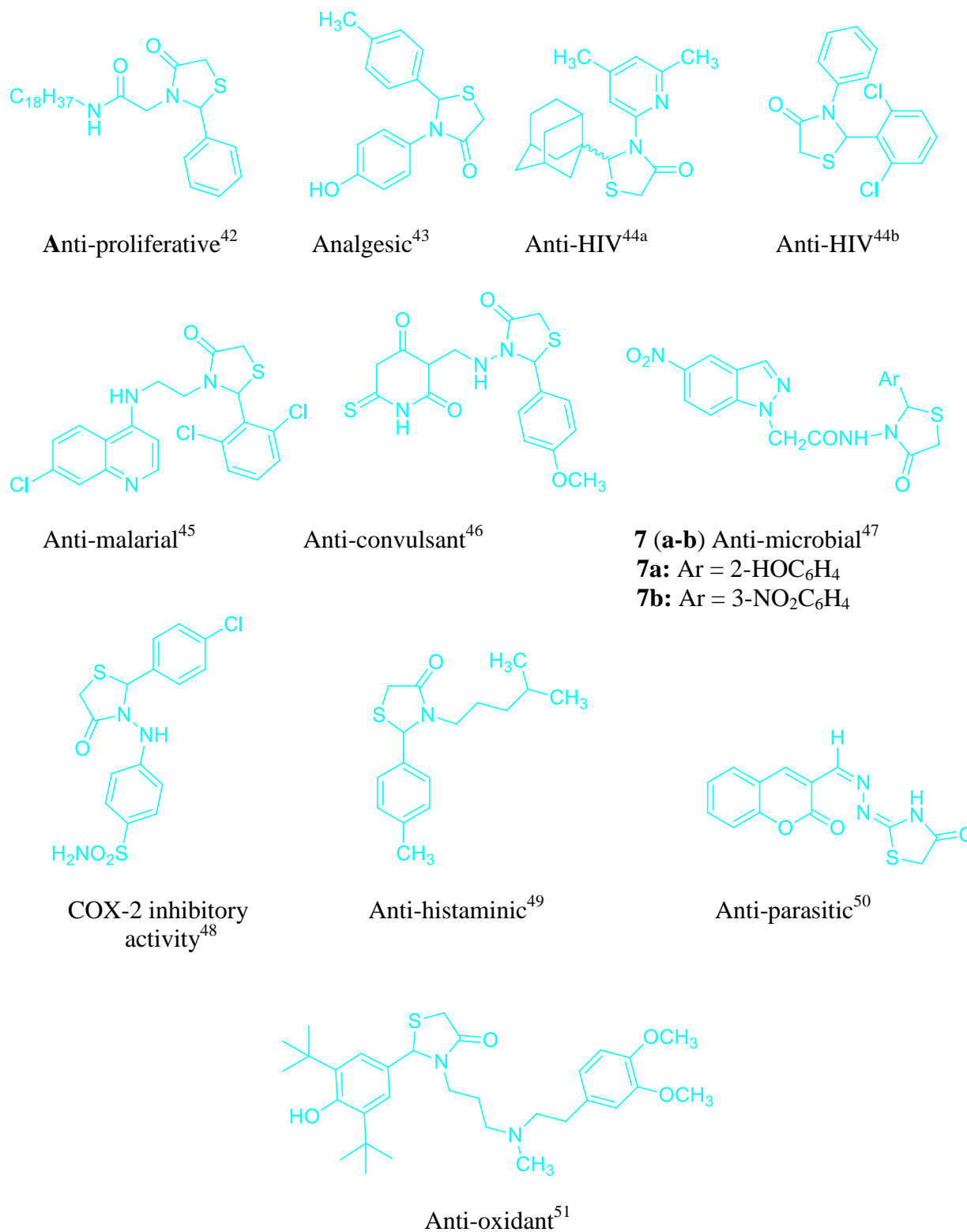
Although ionic liquids have been used as alternative reaction media and catalyst,<sup>15</sup> their high cost, difficulty in separation and toxicity confine their applicability. Therefore, there is



**Fig. 1** Ionic liquids (ILs) in synthetic transformations

a demand to explore the cheap and easily available ionic liquids in organic synthesis. Bronsted acid ionic liquids (BAILs) are of exceptional significance as they possess simultaneously the proton acidity and the characteristic properties of an ionic liquid.<sup>32</sup> These ionic liquids have been proved to be very efficient catalysts as well as solvents for many organic transformations.<sup>33-37</sup>

It is pertinent to mention that C-N/C-S bond is of significant importance, as it opens new avenues for the introduction of nitrogen/sulfur in organic molecules. Despite significant advancement in this field, the construction of the C-N/C-S bond is still a major challenge for organic chemists, due to the involvement of harsh reaction conditions or the use of expensive catalysts.<sup>38-40</sup> In this regard, thiazolidine/oxazolidine derivatives constitute an important class of compounds in organic chemistry due to their promising biological activities.<sup>41</sup> A plethora of



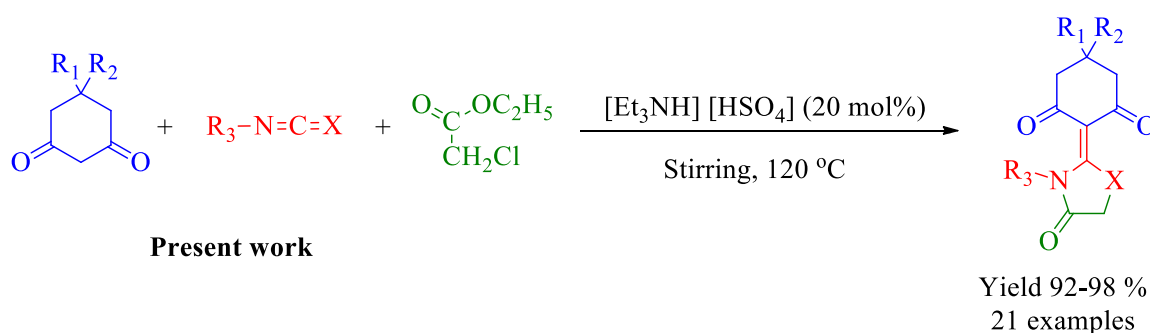
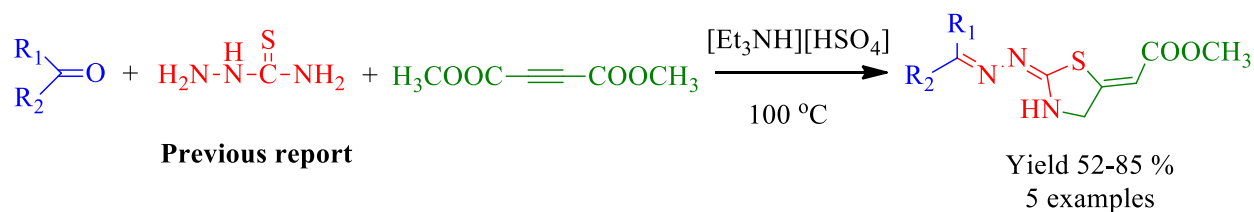
**Fig. 2** A few examples of pharmacologically active molecules bearing thiazolidine/oxazolidine moiety in their structural framework

medicinally important compounds bearing thiazolidine/oxazolidine moiety in their structural framework have been reported possessing anti-proliferative,<sup>42</sup> analgesic,<sup>43</sup> anti-HIV,<sup>44a-b</sup> anti-malarial,<sup>45</sup> anti-convulsant,<sup>46</sup> anti-microbial,<sup>47</sup> COX-2 inhibitory,<sup>48</sup> anti-histaminic,<sup>49</sup> Anti-parasitic<sup>50</sup> and anti-oxidant<sup>51</sup> activities (**Fig. 2**). The synthetic efforts for this class of compounds are very well studied and generally entail the reaction of carbonyl compounds with amine and mercaptoacetic acid/glycolic acid in organic solvents.<sup>52</sup>

The catalyst promoted organic synthesis has become one of the hot areas in organic synthesis in the last few decades. At present, a wide range of methods for synthesizing thiazolidine/oxazolidine derivatives in the presence of catalysts are available *viz.* solid-phase/activation cycloelimination (SP/ACE) process,<sup>53</sup> bisphosphine catalyzed,<sup>54</sup> Bronsted acids,<sup>55</sup> Pd-catalyzed,<sup>56</sup> Zeolite,<sup>57</sup> sulfated tungstate,<sup>58</sup> ZnCl<sub>2</sub>,<sup>59</sup> SmI<sub>2</sub>,<sup>60</sup> PBu<sub>3</sub>,<sup>61</sup> LiBr,<sup>62</sup> PPh<sub>3</sub>AuNTf<sub>2</sub>,<sup>63</sup> AuPPh<sub>3</sub>Cl,<sup>64</sup> NiI<sub>2</sub>,<sup>65</sup> L-proline<sup>66</sup> and PPh<sub>3</sub>.<sup>67</sup> Although, these protocols reported by others find certain merits of their own, still they suffer from a number of shortcomings including prolonged reaction times, unsatisfactory yields, harsh reaction conditions, high temperature, use of hazardous organic solvents and expensive non-reusable catalysts.<sup>60,63,68</sup>

Thus, it is a challenge to develop alternative greener, milder, cheap and efficient methodologies for the construction of C-N/C-S bonds. To address the lack of convergent synthetic methods for the production of desired motifs, in this regard, ionic liquids (ILs) offer promising efficiency over other catalyzed reactions.<sup>69-71</sup> Till now, a very few ionic liquids have been reported so far for the synthesis of thiazolidine/oxazolidine derivatives such as [Bmim][PF<sub>6</sub>],<sup>72-73</sup> [TMG][Lac],<sup>74</sup> (C<sub>3</sub>[min]<sub>2</sub>[Br]<sub>2</sub>),<sup>75</sup> [Bnmim][Cl],<sup>76</sup> 2-HEAP,<sup>77</sup> however these ionic liquids are of high cost as compared to simple ammonium ionic liquids. The first report documented so far for the synthesis of thiazolidinones involving [Et<sub>3</sub>NH][HSO<sub>4</sub>] was recently

published by Maryam Kalantari<sup>78</sup> involving reaction between thiosemicarbazide, dimethylacetylene dicarboxylate (DMAD) and carbonyl compounds (**scheme 1**).



**Scheme: 1** Strategy for the synthesis of C-N/C-X (O, S) bonds

In continuation of our previous work on the progress of designing green synthetic methodologies for organic transformations,<sup>79-80</sup> herein we report for the first time the development of an efficient, economical and recyclable Bronsted acid ionic liquid, [Et<sub>3</sub>NH][HSO<sub>4</sub>] promoted synthesis of thiazolidine/oxazolidine derivatives in excellent yields. The notable feature of this pathway is that, the ionic liquid possesses both catalytic as well as medium engineering capability in this protocol. In comparison with the current methods of thiazolidine/oxazolidine formation, our approach displays specific advantages: (i) it proceeds faster and gives excellent yields (92-98%); (ii) it requires an inexpensive catalyst; (iii) gives cleaner reaction profile with high purity (iv) it is applicable to a broader substrate scope (electron-rich and electron-deficient).

## Results and discussions

### Characterization of ionic liquid [Et<sub>3</sub>NH][HSO<sub>4</sub>]

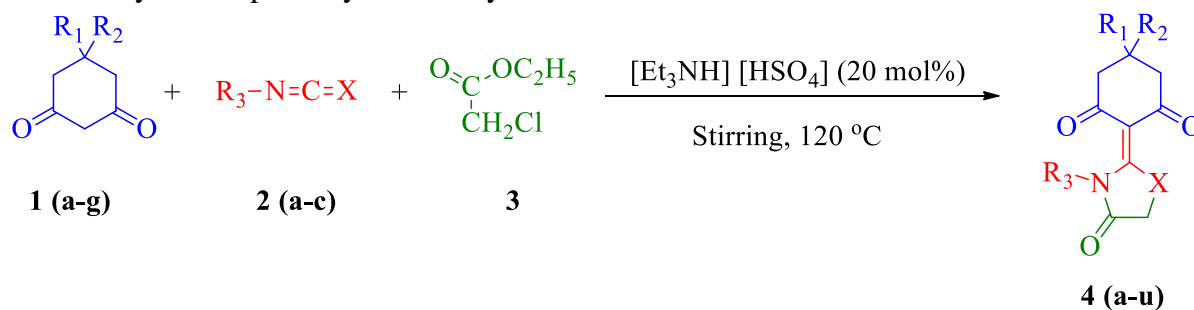
The ionic liquid [Et<sub>3</sub>NH][HSO<sub>4</sub>] employed in the present study has been characterized on the basis of <sup>1</sup>H NMR and <sup>13</sup>C NMR spectral analysis. <sup>1</sup>H NMR spectrum displayed a triplet at around  $\delta$  1.29 integrating for nine protons has been attributed to methyl group (3 $\times$ CH<sub>3</sub>) protons. Similarly a multiplet resonating at  $\delta$  3.13 for six protons has been assigned to methylene (3 $\times$ CH<sub>2</sub>) protons. A sharp singlet at  $\delta$  8.85 for one proton has been assigned to -NH (D<sub>2</sub>O-exchangeable) proton (**Fig. S1**). <sup>13</sup>C NMR spectrum of the [Et<sub>3</sub>NH][HSO<sub>4</sub>] showed a pair of signals resonating at around  $\delta$  10.27 and 52.09 assigned to methyl (CH<sub>3</sub>) and methylene (CH<sub>2</sub>) carbons, respectively (**Fig. S2**). These spectral analysis suggested the formation of desired ionic liquid (IL) [Et<sub>3</sub>NH][HSO<sub>4</sub>].

### Chemistry

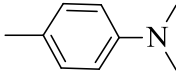
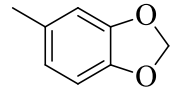
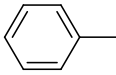
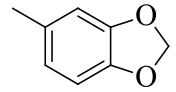
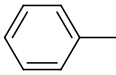
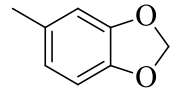
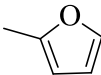
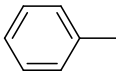
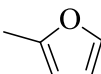
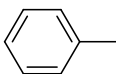
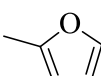

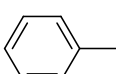
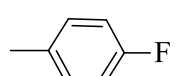
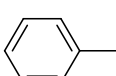
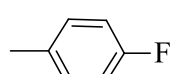
The synthetic pathway for the synthesis of thiazolidine/oxazolidine derivatives **4 (a-u)** has been depicted in **Table 1**. Herein, a series was typically accessed *via* a facile condensation reaction between appropriately substituted 1,3-diketones **1(a-g)**, cyanates **2 (a-c)** and ethylchloroacetate (**3**) in [Et<sub>3</sub>NH][HSO<sub>4</sub>]. The present “one-pot synthesis” protocol provides easy access to the synthesis of desired products in excellent yields (92-98%) with high purity and was investigated to establish the feasibility and scope for broader substrate choice.

The structural elucidation of the synthesized compounds **4 (a-u)** has been established on the basis of elemental analysis, IR, <sup>1</sup>H NMR, <sup>13</sup>C NMR and mass spectral study. The analytical results for C, H and N were within  $\pm 0.3\%$  of the theoretical values and were found to be in conformity with the proposed molecular structures. IR spectrum of all the synthesized



**Table 1** Synthetic pathway for the synthesis of thiazolidine/oxazolidine derivatives **4 (a-u)**

Products	Substituents			
	R <sub>1</sub>	R <sub>2</sub>	R <sub>3</sub>	X
<b>4a</b>	-CH <sub>3</sub>	-CH <sub>3</sub>		S
<b>4b</b>	-CH <sub>3</sub>	-CH <sub>3</sub>		O
<b>4c</b>	-CH <sub>3</sub>	-CH <sub>3</sub>	CH <sub>2</sub> =CH-CH <sub>2</sub> -	S
<b>4d</b>	H			S
<b>4e</b>	H			O
<b>4f</b>	H		CH <sub>2</sub> =CH-CH <sub>2</sub> -	S
<b>4g</b>	H			S
<b>4h</b>	H			O
<b>4i</b>	H		CH <sub>2</sub> =CH-CH <sub>2</sub> -	S
<b>4j</b>	H			S
<b>4k</b>	H			O

<b>4l</b>	H		CH <sub>2</sub> =CH-CH <sub>2</sub> -	S
<b>4m</b>	H			S
<b>4n</b>	H			O
<b>4o</b>	H		CH <sub>2</sub> =CH-CH <sub>2</sub> -	S
<b>4p</b>	H			S
<b>4q</b>	H			O
<b>4r</b>	H		CH <sub>2</sub> =CH-CH <sub>2</sub> -	S
<b>4s</b>	H			S
<b>4t</b>	H			O
<b>4u</b>	H		CH <sub>2</sub> =CH-CH <sub>2</sub> -	S

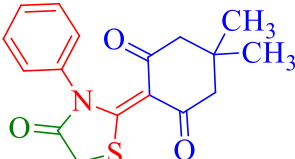
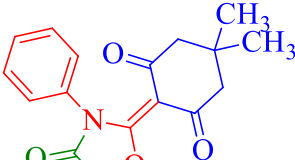
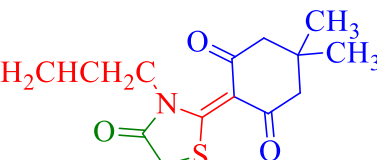
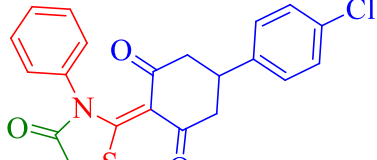
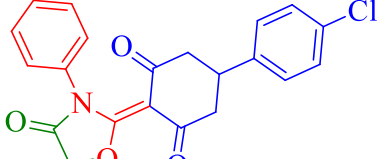
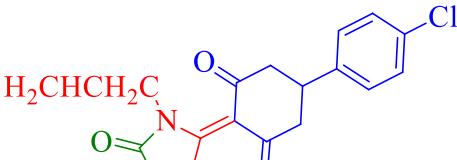
compounds displayed characteristic signals for carbonyl (C=O) and lactam (CO-N) linkage at around 1730-1749 and 1622-1647 cm<sup>-1</sup>, respectively. <sup>1</sup>H NMR spectrum (see supplementary information) of each compound exhibited a sharp singlet resonating at around δ 2.65-4.93 for two protons, has been assigned to methylene (H-5') protons of the thiazolidine/oxazolidine ring. This downfield shift is attributed to the electron withdrawing nature of the adjacent carbonyl group. <sup>13</sup>C NMR spectrum (see supplementary information) was also in good agreement with the proposed structures displaying characteristic signals for carbonyl and lactam carbonyl at around δ 189.5-199.6 and 155.7-178.9, respectively. Similarly signals resonating at around δ 32.6-74.9 have been assigned to methylene carbon (-CH<sub>2</sub>) of the thiazolidine/oxazolidine ring. Moreover

characteristic signals for aromatic ring carbons have been discussed in experimental section. The mass spectral analysis of the synthesized compounds was also in good conformity with the proposed structures.

In our present study, a series of thiazolidine/oxazolidine derivatives **4 (a-u)** of substituted 1,3-diketones were synthesized by reaction between substituted 1,3-diketones **1 (a-g)**, cyanates **2 (a-c)** and ethylchloroacetate (**3**) in DMF in the absence of ionic liquid [Et<sub>3</sub>NH][HSO<sub>4</sub>]. The reaction took stretched time period (5-7 hours) for completion with a moderate yield (65-75%) of the products (**Table 2**). The use of DMF as a solvent of choice for the comparative studies (**Table 2**) has been selected in view of its aprotic nature. Since, we believe that using common protic solvents (EtOH, MeOH) may react with the reactants in the reaction media that will eventually affect our reaction in terms of yield as there is the probability of by-product formation.<sup>81-82</sup> Moreover, there are reports in the literature where almost analogues of thiazolidine/oxazolidine compounds have been synthesized in excellent yields using DMF as a solvent of choice.<sup>83-84</sup>

In order to develop an eco-friendly and efficient approach for the synthesis of biologically active thiazolidine/oxazolidine derivatives, we explored the efficiency of ionic liquid [Et<sub>3</sub>NH][HSO<sub>4</sub>] by carrying out one-pot condensation reaction of appropriately substituted 1,3-diketones, cyanates and ethylchloroacetate in equimolar ratio (2 mmol each). To explore the generality and scope of this reaction, different 1,3-diketones were examined under the optimized conditions and the results are summarized in **Table 2**. To our delight, this method was found to be very general for a wide range of 1,3-diketones with various substituents on the aromatic ring. In our experiments, we investigated the optimum reaction conditions regarding the choice of

**Table 2** [Et<sub>3</sub>NH][HSO<sub>4</sub>] catalyzed synthesis of thiazolidine/oxazolidine derivatives **4 (a-u)**

Products	Structure	Reaction in presence of DMF		Reaction in presence of [Et <sub>3</sub> NH][HSO <sub>4</sub> ]		M.P (°C)
		Time (hrs)	Yield (%)	Time (min)	Yield (%)	
4a		5	74	25	98	128-129
4b		5.5	70	28	95	125-126
4c		5	72	26	96	145-146
4d		6	73	30	94	198
4e		5.3	69	28	97	175
4f		5.5	71	35	92	182

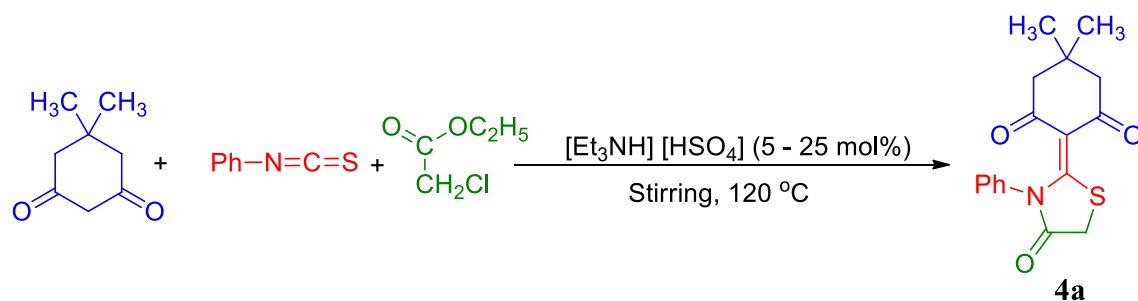
4g		6	68	35	93	201
4h		5.7	73	32	96	215
4i		6.5	70	29	94	173
4j		7	65	34	92	156
4k		5	75	27	98	167
4l		5.8	71	30	95	163
4m		6	73	28	96	204

4n		6.4	68	27	93	219
4o		6.2	71	32	97	196
4p		5.8	68	35	93	137
4q		5.5	66	28	95	147
4r		5.2	72	26	97	153
4s		5.0	74	27	98	186
4t		5.8	70	32	93	171
4u		6.0	68	34	95	167

solvent, temperature of reaction and loading of catalyst on a model reaction using 5,5-dimethyl-cyclohexane-1,3-dione (**1a**), phenylisothiocyanate (**2a**) and ethylchloroacetate (**3**) to establish best reaction conditions in terms of yield and reaction time.

To achieve the optimum concentration of  $[\text{Et}_3\text{NH}][\text{HSO}_4]$ , the model reaction was investigated initially in absence of  $[\text{Et}_3\text{NH}][\text{HSO}_4]$ , it was found that reaction took prolonged time period (8 hrs) with impure products (**Table 3**, entry 1). The model reaction was then subsequently tested for different concentrations 5, 10, 15, 20 and 25 mol% (**Table 3**, entries 2-6) of  $[\text{Et}_3\text{NH}][\text{HSO}_4]$  at 120 °C under solvent-free condition. It is evident from (**Table 3**, entry 5) that 20 mol% of the  $[\text{Et}_3\text{NH}][\text{HSO}_4]$  is adequate to gain the optimum yield in the shortest reaction time (25 min). Using less than 20 mol% of catalyst, moderate yields of the product (57-85%) were obtained with extended reaction times, while with an excess mol% of catalyst (25 mol%) there was no further increase in the yield of the product, possibly due to the saturation of the  $[\text{Et}_3\text{NH}][\text{HSO}_4]$ . The above results signify that 20 mol% of  $[\text{Et}_3\text{NH}][\text{HSO}_4]$  is optimum dose in terms of efficient yield and reduced reaction time.

In order to study the effect of solvents, the model reaction was carried out in various conventional organic solvent systems. The model reaction was first investigated in DMSO and EtOH (**Table 4**, entries 1-2) the reaction took a longer time period (6-7 hrs) with moderate yields of 55% and 52%, respectively, whereas in DMF (**Table 4**, entry 3), the product **4a** was obtained in better yield (74%) after refluxing for 4 hrs. In  $\text{CH}_3\text{CN}$  and  $\text{CH}_3\text{NO}_2$ , moderate yields (61% and 63%) of the product **4a** were obtained after a stretched reaction periods (**Table 4**, entries 4-5). On the other hand, toluene ( $\text{C}_6\text{H}_5\text{CH}_3$ ) gave comparable results in terms of yield 85% (**Table 4**, entry 6) with drop in reaction time (4 hrs). It is quite evident from the data reported in **Table 4**, that nature of solvent has a prominent effect on the kinetics as well as on the yield of the

**Table 3** Effect of catalyst loading on the yield and time period of model reaction (**4a**)<sup>a</sup>

Entry	Catalyst (mol %)	Time (hrs) <sup>b</sup>	Yield (%) <sup>c</sup>
1	No Catalyst	8	Impure
2	5	4	57
3	10	2.5	72
4	15	1	85
5	20	25 <sup>d</sup>	98
6	25	25 <sup>d</sup>	98

<sup>a</sup>**Reaction conditions:** 5,5-dimethylcyclohexane-1,3-dione (**1a**, 2 mmol), phenylisothiocyanate (**2a**, 2 mmol) and ethylchloroacetate (**3**, 2 mmol), solvent free, 120 °C

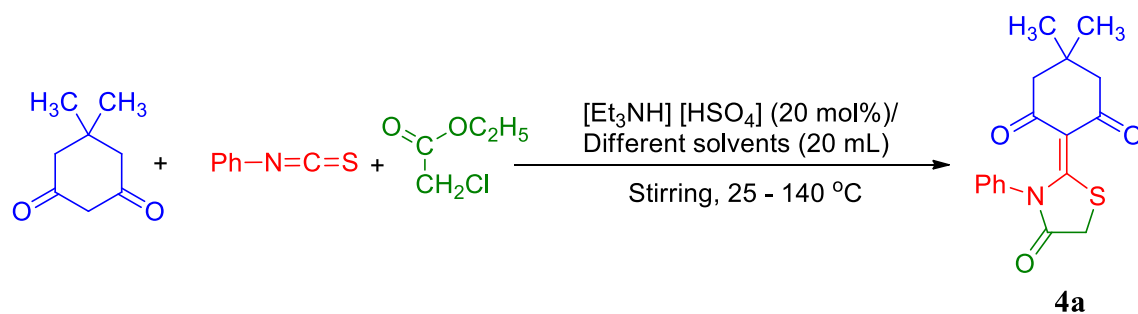
<sup>b</sup>Reaction progress monitored by TLC (entry 1-4, hrs)

<sup>c</sup>Isolated yield of products

<sup>d</sup>Reaction progress monitored by TLC (entry 5-6, min)

products. This variation in results (% yield of products) is believed to be due to polar/protic nature of the solvent systems used in the study. The results justify that nonpolar solvents such as toluene endowed excellent selectivity about 85% yield of the desired product **4a** (Table 4, entry 6) with substantial dip in reaction time. However, toluene is not a solvent of choice for sustainable chemistry as it poses a serious threat to the environment.<sup>85</sup> The variation of solvent system from nonpolar to polar (DMF, CH<sub>3</sub>NO<sub>2</sub>, CH<sub>3</sub>CN, DMSO and EtOH) endorses a



**Table 4** Effect of various solvents and temperature on the model reaction<sup>a</sup>

Entry	Solvent	Temp (°C)	Time (hrs) <sup>b</sup>	Yield (%) <sup>c</sup>
1	DMSO	Reflux	6	55
2	EtOH	Reflux	7	52
3	DMF	Reflux	5	74
4	CH <sub>3</sub> CN	Reflux	6.5	61
5	CH <sub>3</sub> NO <sub>2</sub>	Reflux	6.5	63
6	Toluene	Reflux	4	85
7	[Et <sub>3</sub> NH][HSO <sub>4</sub> ]	Room Temp.	4	82
8	[Et <sub>3</sub> NH][HSO <sub>4</sub> ]	60	3	85
9	[Et <sub>3</sub> NH][HSO <sub>4</sub> ]	80	2	88
10	[Et <sub>3</sub> NH][HSO <sub>4</sub> ]	100	1.5	90
11	[Et <sub>3</sub> NH][HSO <sub>4</sub> ]	120	25 <sup>d</sup>	98
12	[Et <sub>3</sub> NH][HSO <sub>4</sub> ]	140	25 <sup>d</sup>	98

<sup>a</sup>**Reaction conditions:** 5,5-dimethylcyclohexane-1,3-dione (**1a**, 2 mmol), phenylisothiocyanate (**2a**, 2 mmol) and ethylchloroacetate (**3**, 2 mmol), Different solvents (20 mL, entry 1-6, refluxing temperature), [Et<sub>3</sub>NH][HSO<sub>4</sub>] (20 mol%, entry 7-12, temperature 25-140 °C)

<sup>b</sup>Reaction progress monitored by TLC (entry 1-10, hrs)

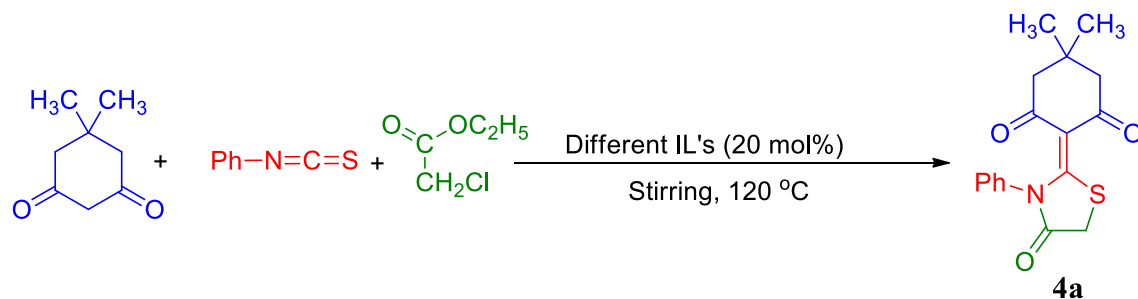
<sup>c</sup>Isolated yield of products

<sup>d</sup>Reaction progress monitored by TLC (entry 11-12, min)

reasonable fall in selectivity of product **4a** as well as stretched reaction times (**Table 4**, entry 1-5). The results suggest that the yield of product **4a** in different solvent systems follow the order as: Nonpolar solvent (85%) > Polar-aprotic solvent (55-74%) > Polar-protic solvent (52%). The significant dip in the yield of product **4a** (52%) (**Table 4**, entry 2) in polar-protic solvent (EtOH) is believed to be its protic nature that may react with the phenylisothiocyanate, rendering it unavailable (by-product) for the reaction with 1,3-diketones eventually will lower the yield of product.<sup>81</sup> The selectivity would decrease largely, because of the formation of by-product *O*-Ethyl phenylcarbamothioate. The percent of by-product formation can be minimized by choosing nonpolar solvent as a reaction media. However, toluene being environmentally toxic can allocate DMF as an optional solvent in the present study in absence of ionic liquid. On the basis of these findings it can be concluded that [Et<sub>3</sub>NH][HSO<sub>4</sub>] is the solvent of choice in comparison to conventional solvent systems.

To optimize the reaction temperature, the model reaction was carried out at different temperatures in ionic liquid [Et<sub>3</sub>NH][HSO<sub>4</sub>] (**Table 4**, entries 7-12). It was observed that the increase in temperature from 25 °C to 120 °C, has a noteworthy effect on the model reaction in terms of yield and reaction time. The yield of the product increased from 82-98% during the course of reaction (**Table 4**, entries 7-11). However, no further enhancement in the yield of product **4a** was observed when the reaction temperature was raised from 120 °C to 140 °C (**Table 4**, entry 12). In view of the above results, it was concluded that 20 mol% of ionic liquid [Et<sub>3</sub>NH][HSO<sub>4</sub>] mediated synthesis of **4a** at 120 °C are the best reaction parameters for the synthesis of present thiazolidine/oxazolidine derivatives in excellent yields.

A comparative study of a variety of other Bronsted acid ionic liquid catalysts was conducted to probe the superiority of [Et<sub>3</sub>NH][HSO<sub>4</sub>]. It is apparent from (**Table 5**) that the

**Table 5** Comparison of the efficiency of [Et<sub>3</sub>NH][HSO<sub>4</sub>] for the synthesis of (4a)<sup>a</sup>

Entry	Catalyst	Time (min) <sup>b</sup>	Yield (%) <sup>c</sup>
1	[Et <sub>3</sub> NH][HSO <sub>4</sub> ]	25	98
2	[Me <sub>3</sub> NH][HSO <sub>4</sub> ]	48	89
3	[Et <sub>2</sub> NH <sub>2</sub> ][HSO <sub>4</sub> ]	43	93
4	[Et <sub>3</sub> NH][H <sub>2</sub> PO <sub>4</sub> ]	51	85
5	[Me <sub>3</sub> NH][H <sub>2</sub> PO <sub>4</sub> ]	55	81
6	[Et <sub>2</sub> NH <sub>2</sub> ][H <sub>2</sub> PO <sub>4</sub> ]	49	76
7	[Et <sub>3</sub> NH][CH <sub>3</sub> COO]	54	78
8	[Me <sub>3</sub> NH][CH <sub>3</sub> COO]	59	74

<sup>a</sup>**Reaction conditions:** 5,5-dimethylcyclohexane-1,3-dione (**1a**, 2 mmol), phenylisothiocyanate (**2a**, 2 mmol) and ethylchloroacetate (**3**, 2 mmol), Solvent free, 120 °C, Different ionic liquids (20 mol%)

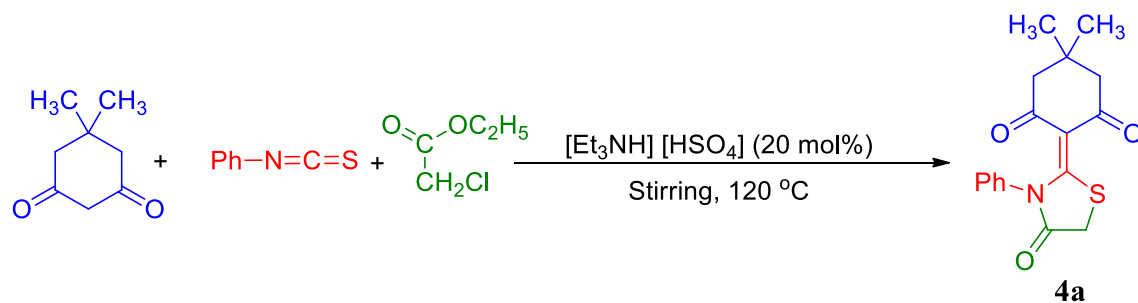
<sup>b</sup>Reaction progress monitored by TLC

<sup>c</sup>Isolated yield of products.

catalytic activity was strongly affected by the anionic part of the ionic liquids. In case of [HSO<sub>4</sub>] anion, higher yields were obtained (**Table 5**, entries 1-3). However, when [H<sub>2</sub>PO<sub>4</sub>] and [CH<sub>3</sub>COO] anions were probed for their efficiency, lower yields (74-85%) were obtained as compared to [HSO<sub>4</sub>] anion (89-98%), probably due to the weaker acidity of the phosphate and acetate anions in comparison to [HSO<sub>4</sub>] anion. The results obtained in **Table 5** validate that the anions of the ionic liquid (IL) have a notable effect than the cations on the reaction rates and

selectivity. This can be presumably attributed to the  $pK_a$  values (acid dissociation constant) of their respective anions ( $\text{HSO}_4$ ,  $\text{H}_2\text{PO}_4$  and  $\text{CH}_3\text{COO}$ ) which offers a quantitative measurement of the strength of an acid, smaller the  $pK_a$  value, stronger is the acid. The results (% yield of products) obtained in **Table 5** are in good agreement with the  $pK_a$  values of their respective anions which follow the order as:  $\text{HSO}_4$  ( $pK_a = -3$ ) >  $\text{H}_2\text{PO}_4$  ( $pK_a = 2.15$ ) >  $\text{CH}_3\text{COO}$  ( $pK_a = 4$ ). The size of the alkyl chain tethered to the cationic part of ionic liquid (IL) endorse no significant effect on the yield and selectivity of the model reaction in the present study (**Table 5**). However, triethylammonium cation  $[\text{Et}_3\text{NH}]^+$  in each respective series i.e.,  $[\text{Et}_3\text{NH}][\text{HSO}_4]$ ,  $[\text{Et}_3\text{NH}][\text{H}_2\text{PO}_4]$  and  $[\text{Et}_3\text{NH}][\text{CH}_3\text{COO}]$  enhances the yield of the desired product **4a** to a reasonable extent. Tuning the ionic liquid in a particular series in the present study, by replacing ethyl group's by methyl group's results in a modest decrease in the yield of the desired product **4a**. This fluctuation in yield can be presumably attributed to the extent of stabilization of ammonium cation by the attached electron releasing alkyl groups (+ Inductive effect), the more stabilization effect being offered by ethyl moiety followed by methyl group. It is obvious that tuning of triethylammonium cation by  $\text{HSO}_4$  anion in the present study provides excellent yields (92-98 %) of the desired products. These results imply that  $[\text{Et}_3\text{NH}][\text{HSO}_4]$  is the best ionic liquid catalyst/promoter for the synthesis of present thiazolidine/oxazolidine derivatives.

The reusability of the catalyst was also explored for the selected model reaction. The catalyst was reused five times and the results demonstrate that the catalyst can be reused without a significant reduction in the yield (**Table 6**). After the first fresh run with 98% yield, cold water was added to the reaction mixture and the products were isolated by filtration. The ionic liquid was recovered from the filtrate by removing the water under reduced pressure. The recovered ionic liquid was further tested up to four more reaction cycles. Recycling and reuse of the ionic

**Table 6** Reusability of [Et<sub>3</sub>NH][HSO<sub>4</sub>] in the synthesis of (**4a**)<sup>a</sup>

Entry	Reaction cycle	Isolated yield (%) <sup>b</sup>
1	1 <sup>st</sup> (fresh run)	98
2	2 <sup>nd</sup> cycle	92
3	3 <sup>rd</sup> cycle	89
4	4 <sup>th</sup> cycle	85
5	5 <sup>th</sup> cycle	80

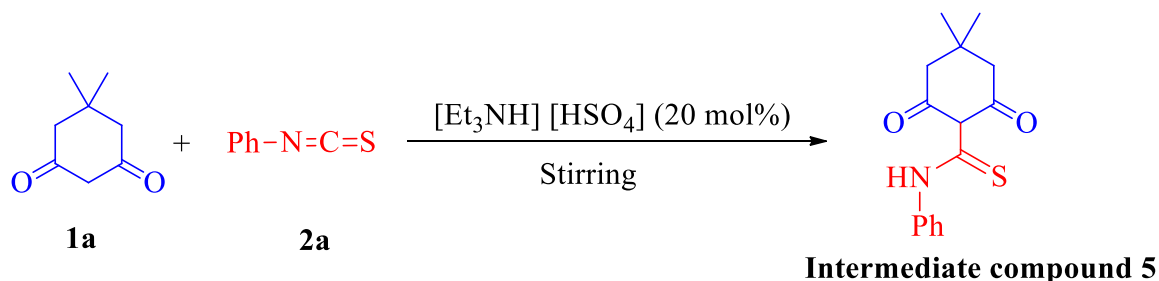
<sup>a</sup>**Reaction conditions:** 5,5-dimethylcyclohexane-1,3-dione (**1a**, 2 mmol), phenylisothiocyanate (**2a**, 2 mmol) and ethylchloroacetate (**3**, 2 mmol), [Et<sub>3</sub>NH][HSO<sub>4</sub>] (20 mol%), 120 °C

<sup>b</sup>Isolated yield of products

liquid showed minimal decreases in yields. The product **4a** was obtained in 92%, 89%, 85%, 80% yields after successive cycles. (**Table 6**, entries 2-5), thus proving the catalyst's reusability. The results demonstrate that our ionic liquid is almost stable towards moisture. Although the reaction rate get decreased gradually with repetition of the reaction cycle, however we succeeded in getting the desired product **4a** in satisfactory yield (80%) even after 5<sup>th</sup> repetition of the model reaction without any addition of the fresh catalyst (**Table 6**, entry 5). This gradual but consistent dip in reaction rate is assumed to be due to remains of traces of water in ionic liquid during reaction work-up process. The traces of water in the ionic liquid is believed to react with active

reaction reactants (phenylisothiocyanate) leading to by-product formation, consequently lowering the yields of desired product **4a** in the subsequent cycles.<sup>86</sup>

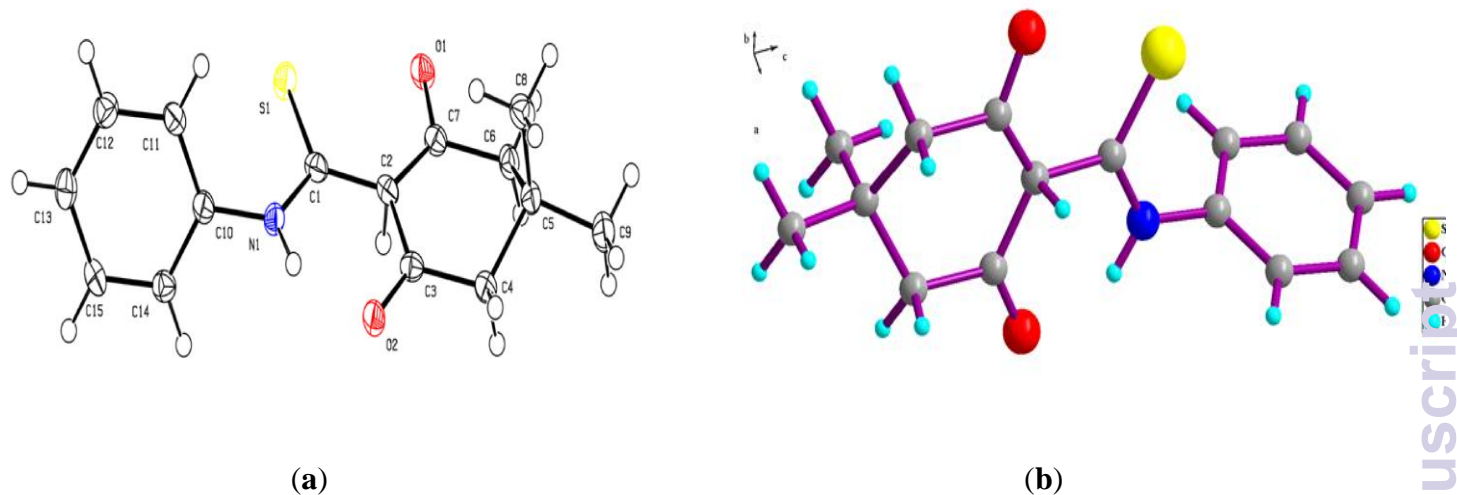
To ascertain the intermediate involved in the reaction pathway, the reaction of 5,5-dimethyl-cyclohexane-1,3-dione (**1a**) and phenylisothiocyanate (**2a**) was ceased without the addition of ethylchloroacetate (**3**) (**scheme 2**).



**Scheme: 2** Synthetic route for the synthesis of intermediate compound **5**

Water was added and the reaction mixture was further stirred for 5 min. The solid obtained was removed by filtration, washed with appropriate solvents and then crystallized from methanol to yield block shaped crystals of intermediate compound **5** (**Fig. S3**). The structural authentication of intermediate compound **5** was confirmed on the basis of <sup>1</sup>H and <sup>13</sup>C NMR spectral analysis (**Fig. S4-S5**), finally verified by single crystal X-ray crystallographic studies (**Fig. 3**). Pertinent crystallographic data for compound **5** is summarized in **Table S1** (see supplementary information).

In light of the above results, a plausible mechanistic pathway (**scheme 3**) is proposed to illustrate the synthesis of thiazolidine/oxazolidine derivatives catalyzed by [Et<sub>3</sub>NH][HSO<sub>4</sub>]. The initial step is believed to be the protonation of the cyanates (**I**) by protic ionic liquid [Et<sub>3</sub>NH][HSO<sub>4</sub>] to form intermediate (**II**), which facilitates the nucleophilic attack of substituted 1,3-diketone to promote the formation of C-C bond to yield intermediate (**III**). The subsequent elimination of HCl by the reaction of intermediate (**III**) with ethylchloroacetate expedite the



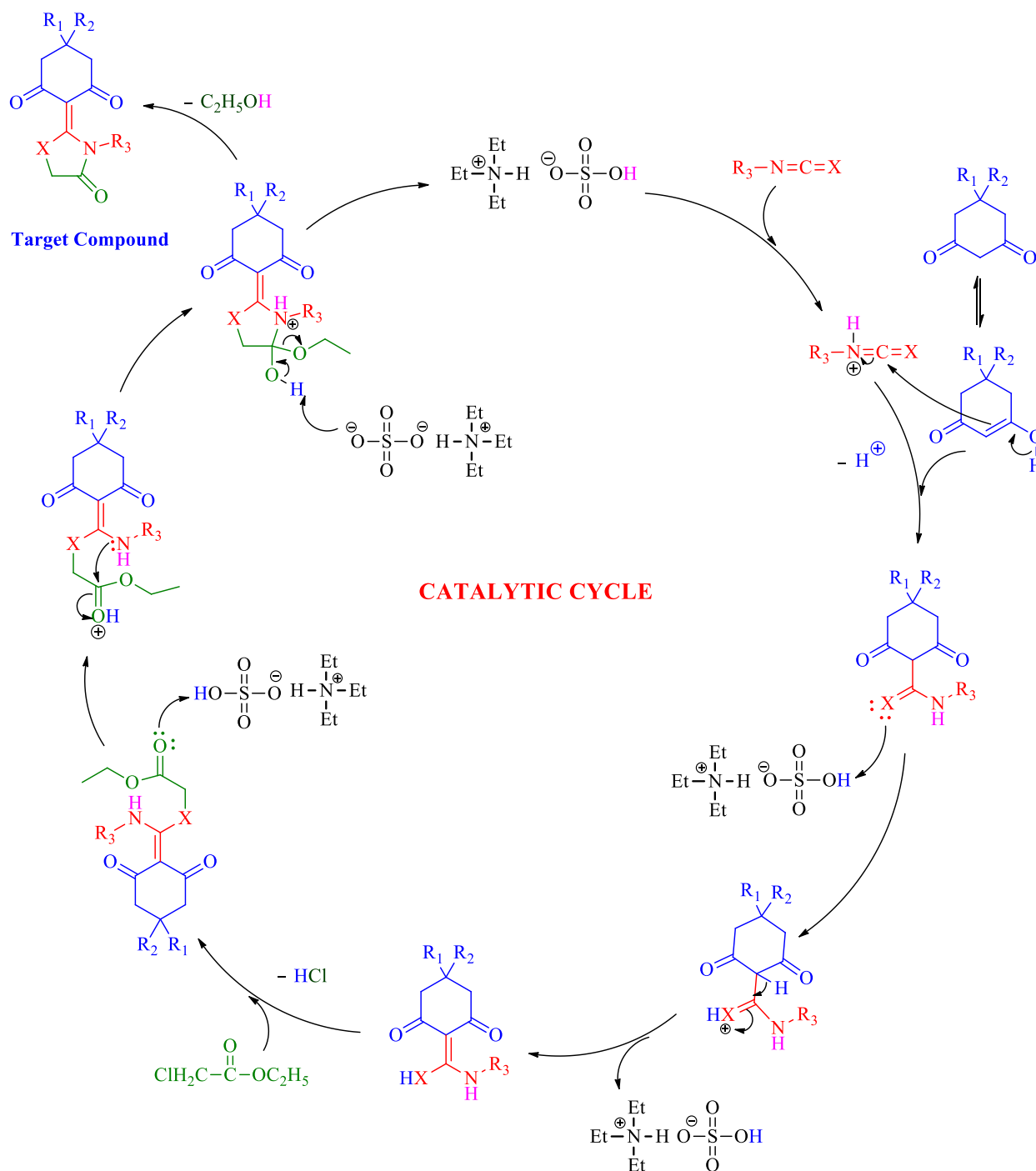
**Fig. 3** Asymmetric unit showing (a) Thermal ellipsoid (50%) plot and (b) Ball and stick model of intermediate compound (5)

formation of C-X bond to yield compound (IV). The final step involves the sequential expulsion of ethanol (EtOH) molecule by the nucleophilic attack of nitrogen to the carbonyl group to promote C-N bond formation, accelerated by ionic liquid  $[\text{Et}_3\text{NH}][\text{HSO}_4]$  eventually leads to the formation of cyclized target products **4 (a-u)**.

## Experimental section

### Materials and general methods

Chemicals and reagents were purchased from Merck and Sigma-Aldrich (India) as 'synthesis grade' and used without further purification. Melting points were determined on a Kofler apparatus and are uncorrected. Elemental analysis (C, H, N) was conducted using Carlo Erba analyzer model 1108. The IR spectra were recorded with a Shimadzu IR-408 Perkin-Elmer1800 instrument (FTIR) and the values are given in  $\text{cm}^{-1}$ .  $^1\text{H}$  NMR and  $^{13}\text{C}$  NMR spectra were run in  $\text{DMSO-}d_6$  on a Bruker Avance-II 400 MHz instrument with TMS as an internal standard and J



**Scheme: 3** Plausible mechanistic catalytic cycle for the synthesis of target thiazolidine/oxazolidine derivatives **4 (a-u)**



values were measured in Hertz (Hz). Chemical shifts are reported in ppm ( $\delta$ ) relative to TMS. Mass spectra were recorded on a JEOL D-300 mass spectrometer. Thin layer chromatography (TLC) glass plates (20×5 cm) were coated with silica gel G (Merck) and exposed to iodine vapors to check the homogeneity as well as the progress of the reaction.

### Synthesis of ionic liquids

The simple ammonium ionic liquids of general type [amine] [HSO<sub>4</sub>] were synthesized by the known standard literature methods<sup>87</sup> in the following way:

#### Triethylammonium sulfate [Et<sub>3</sub>NH] [HSO<sub>4</sub>]

The synthesis of ionic liquid was carried out in a 250 mL round-bottomed flask, which was immersed in a recirculating heated water-bath and fitted with a reflux condenser. Sulfuric acid (49 g, 0.5 mol) 98% solution in water was added drop wise into triethylamine (50.5 g, 0.5 mol) at 60 °C for 1 hour. After the addition, the reaction mixture was stirred for an additional period of 1 hour at 70 °C to ensure the reaction had proceeded to completion. The traces of water were removed by heating the residue at 80 °C in high vacuum (5 mm Hg) until the weight of the residue remained constant. The yield of [Et<sub>3</sub>NH] [HSO<sub>4</sub>] was 95%. <sup>1</sup>H NMR (400 MHz, DMSO-*d*<sub>6</sub>,  $\delta$ , ppm): 1.29 (t, 9H), 3.13 (m, 6H), 8.85 (s, 1H, D<sub>2</sub>O exchangeable). <sup>13</sup>C NMR (100 MHz, DMSO-*d*<sub>6</sub>,  $\delta$ , ppm): 10.27 (CH<sub>3</sub>), 52.09 (CH<sub>2</sub>).

The following ionic liquids were synthesized by the same procedure.<sup>87</sup>

#### Trimethylammonium sulfate [Me<sub>3</sub>NH] [HSO<sub>4</sub>]

<sup>1</sup>H NMR (400 MHz, DMSO-*d*<sub>6</sub>,  $\delta$ , ppm): 2.52 (s, 9H), 2.70 (s, 1H, D<sub>2</sub>O exchangeable).

**Diethylammonium sulfate [Et<sub>2</sub>NH<sub>2</sub>] [HSO<sub>4</sub>]**

<sup>1</sup>H NMR (400 MHz, DMSO-*d*<sub>6</sub>, δ, ppm): 1.13 (t, 6H), 2.97 (m, 4H), 8.24 (s, 2H, D<sub>2</sub>O exchangeable).

**Triethylammonium dihydrogen phosphate [Et<sub>3</sub>NH] [H<sub>2</sub>PO<sub>4</sub>]**

<sup>1</sup>H NMR (400 MHz, DMSO-*d*<sub>6</sub>, δ, ppm): 1.16 (t, 9H), 3.23 (m, 6H), 8.73 (s, 1H, D<sub>2</sub>O exchangeable).

**Trimethylammonium dihydrogen phosphate [Me<sub>3</sub>NH] [H<sub>2</sub>PO<sub>4</sub>]**

<sup>1</sup>H NMR (400 MHz, DMSO-*d*<sub>6</sub>, δ, ppm): 2.51 (s, 9H), 2.73 (s, 1H, D<sub>2</sub>O exchangeable).

**Diethylammonium dihydrogen phosphate [Et<sub>2</sub>NH<sub>2</sub>] [H<sub>2</sub>PO<sub>4</sub>]**

<sup>1</sup>H NMR (400 MHz, DMSO-*d*<sub>6</sub>, δ, ppm): 1.15 (t, 6H), 2.94 (m, 3H), 8.11 (s, 2H, D<sub>2</sub>O exchangeable).

**Triethylammonium Acetate [Et<sub>3</sub>NH] [CH<sub>3</sub>COO]**

<sup>1</sup>H NMR (400 MHz, DMSO-*d*<sub>6</sub>, δ, ppm): 1.12 (t, 9H), 2.10 (s, 3H), 3.14 (m, 6H), 8.81 (s, 1H, D<sub>2</sub>O exchangeable).

**Trimethylammonium Acetate [Me<sub>3</sub>NH] [CH<sub>3</sub>COO]**

<sup>1</sup>H NMR (400 MHz, DMSO-*d*<sub>6</sub>, δ, ppm): 2.57 (s, 9H), 2.15 (s, 3H), 2.73 (s, 1H, D<sub>2</sub>O exchangeable).

**General procedure for the synthesis of thiazolidine/oxazolidine derivatives**

To a mixture of substituted 1,3-diketone **1 (a-g)** (2 mmol) and cyanate **2 (a-c)** (2 mmol), 20 mol % of [Et<sub>3</sub>NH][HSO<sub>4</sub>] was added and the reaction mixture was allowed to stir at room temperature for 5 min. After 5 min, ethylchloroacetate (2 mmol) was added and the reaction mixture was heated at 120 °C with stirring. During the reaction process, the reaction mixture

spontaneously solidified. After completion of the reaction as evident from thin layer chromatography (TLC), the reaction mixture was allowed to cool at room temperature. Water was added and the reaction mixture was further stirred for 5 min. The solid obtained was removed by filtration, washed with appropriate solvents and then recrystallized from ethanol. The water was removed from filtrate under reduced pressure to recover [Et<sub>3</sub>NH] [HSO<sub>4</sub>], which was then reused in subsequent cycles.

### Spectral characterization

#### 5,5-dimethyl-2-(4-oxo-3-phenyl-thiazolidin-2-yl)-cyclohexane-1,3-dione (4a)

Compound **4a** crystallized from CHCl<sub>3</sub>-MeOH as colorless solid; Yield: 98%; m.p. 128-129 °C; Anal. Calc. for C<sub>17</sub>H<sub>17</sub>NO<sub>3</sub>S: C, 64.74; H, 5.43; N, 4.44; Found: C, 64.70; H, 5.41; N, 4.39. IR  $\nu_{\text{max}}^{\text{KBr}}$  cm<sup>-1</sup>: 1744 (C=O), 1640 (-CON), 1613 (C=C), 2874 (CH<sub>2</sub> Str.). <sup>1</sup>H NMR (400 MHz, DMSO-*d*<sub>6</sub>,  $\delta$ , ppm): 1.12 (s, 6H, 2×CH<sub>3</sub>), 1.57 (s, 2H, CH<sub>2</sub>), 2.48 (s, 2H, CH<sub>2</sub>), 2.65 (s, 2H, CH<sub>2</sub>, thiazolidine ring), 7.26-7.47 (m, 5H, phenyl ring). <sup>13</sup>C NMR (100 MHz, DMSO-*d*<sub>6</sub>,  $\delta$ , ppm): 27.9 (2×CH<sub>3</sub>), 30.22 (C-5), 46.9 (C-5'), 52.5 (C-4 and C-6), 108 (C-2), 125.7, 127.3, 128.9, 131.5 (phenyl ring), 137.0 (C-2'), 180.0 (C=O, C-4'), 191.5 (C=O), 199.3 (C=O). MS (ESI) m/z: 315 [M+H]<sup>+</sup>

#### 5,5-dimethyl-2-(4-oxo-3-phenyl-oxazolidin-2-yl)-cyclohexane-1,3-dione (4b)

Compound **4b** crystallized from CHCl<sub>3</sub>-EtOH as white solid; Yield: 95%; m.p 125-126 °C; Anal. Calc. for C<sub>17</sub>H<sub>17</sub>NO<sub>4</sub>: C, 68.21; H, 5.72; N, 4.68; Found: C, 68.24; H, 5.70; N, 4.63. IR  $\nu_{\text{max}}^{\text{KBr}}$  cm<sup>-1</sup>: 2945 (CH<sub>2</sub> Str.), 1744 (C=O), 1649 (-CON), 1597 (C=C). <sup>1</sup>H NMR (400 MHz, DMSO-*d*<sub>6</sub>,  $\delta$ , ppm): 1.12 (s, 6H, 2×CH<sub>3</sub>), 1.57 (s, 2H, CH<sub>2</sub>), 2.48 (s, 2H, CH<sub>2</sub>), 2.65 (s, 2H, CH<sub>2</sub>, oxazolidine ring), 7.0-7.38 (m, 5H, phenyl ring). <sup>13</sup>C NMR (100 MHz, DMSO-*d*<sub>6</sub>,  $\delta$ , ppm): 22.2 (2×CH<sub>3</sub>),

29.9 (C-5), 36.4 (C-5'), 48.3 (C-4 and C-6), 108 (C-2), 119.8, 121.9, 128.8, 131.5 (phenyl ring), 139.1 (C-2'), 155.7 (C=O, C-4'), 192.2 (C=O), 195.5 (C=O). MS (ESI) m/z: 299 [M+H]<sup>+</sup>.

### **2-(3-allyl-4-oxo-thiazolidin-2-yl)-5,5-dimethyl-cyclohexane-1,3-dione (4c)**

Compound **4c** crystallized from CHCl<sub>3</sub>-MeOH as brownish solid; Yield: 96%; m.p. 145-146 °C.

Anal. Calc. for C<sub>14</sub>H<sub>17</sub>NO<sub>3</sub>S: C, 60.19; H, 6.13; N, 5.01; Found: C, 60.15; H, 6.15; N, 5.04. IR  $\nu_{\max}^{KBr}$  cm<sup>-1</sup>: 1739 (C=O), 1645 (-CON), 1592 (C=C), 29631 (CH<sub>2</sub> Str.). <sup>1</sup>H NMR (400 MHz,

DMSO-*d*<sub>6</sub>,  $\delta$ , ppm): 1.07 (s, 6H, 2×CH<sub>3</sub>), 1.59 (s, 2H, CH<sub>2</sub>), 2.57 (s, 2H, CH<sub>2</sub>), 2.70 (s, 2H, CH<sub>2</sub>, thiazolidine ring), 2.98 (d, 2H, N-CH<sub>2</sub>), 4.53 (dd, 2H, =CH<sub>2</sub>), 6.03 (m, 1H, =CH-). <sup>13</sup>C NMR (100 MHz, DMSO-*d*<sub>6</sub>,  $\delta$ , ppm): 26.5 (2×CH<sub>3</sub>), 31.6 (C-5), 46.9 (N-CH<sub>2</sub>), 52.5 (C-4 and C-6), 105.2 (C-2), 116.4 (=CH<sub>2</sub>), 137 (C-2'), 139.2 (=CH-), 172.3 (C=O, C-4'), 189.5 (C=O), 190.1 (C=O). MS (ESI) m/z: 279 [M+H]<sup>+</sup>.

### **5-(4-chlorophenyl)-2-(4-oxo-3-phenylthiazolidin-2-ylidene)-cyclohexane-1,3-dione (4d)**

Compound **4d** crystallized from CHCl<sub>3</sub>-MeOH as colorless solid; Yield: 94%; m.p. 198 °C;

Anal. Calc. for C<sub>21</sub>H<sub>16</sub>ClNO<sub>3</sub>S: C, 63.39; H, 4.05; N, 3.52; found: C, 63.37; H, 4.06; N, 3.53. IR

$\nu_{\max}^{KBr}$  cm<sup>-1</sup>: 1746 (C=O), 1630 (-CON), 1611 (C=C), 2870 (CH<sub>2</sub> str.). <sup>1</sup>H NMR (400 MHz, DMSO-*d*<sub>6</sub>,  $\delta$ , ppm): 3.20 (m, 1H, C-5), 3.38 (m, 4H, C-4 and C-6), 4.20 (s, 2H, C-5' thiazolidine ring), 7.10-7.45 (m, 9H, phenyl ring). <sup>13</sup>C NMR (100 MHz, DMSO-*d*<sub>6</sub>,  $\delta$ , ppm): 31.9 (C-5), 33.9 (C-2'), 43.9 (C-5'), 46.8 (C-4 and C-6), 106.3 (C-2), 126.5 (C-2'' and C-6''), 129.5 (C-3'' and C-5''), 132.1 (C-4''), 133.5, 127.8, 124.9, 118.8 (phenyl ring), 140.5 (C-1''), 166.6 (C-4'), 199.0 (C-1 and C-3). MS (ESI) m/z: 397.05 [M+H]<sup>+</sup>.

### **5-(4-chlorophenyl)-2-(4-oxo-3-phenyloxazolidin-2-ylidene)-cyclohexane-1,3-dione (4e)**

Compound **4e** crystallized from CHCl<sub>3</sub>-acetone as orange solid; Yield: 97%; m.p. 175 °C; Anal.

Calc. for C<sub>21</sub>H<sub>16</sub>ClNO<sub>4</sub>: C, 66.06; H, 4.22; N, 3.67; found: C, 66.01; H, 4.25; N, 3.69. IR  $\nu_{\max}^{KBr}$

cm<sup>-1</sup>: 1736 (C=O), 1635 (-CON), 1619 (C=C), 2878 (CH<sub>2</sub> str.). <sup>1</sup>H NMR (400 MHz, DMSO-*d*<sub>6</sub>, δ, ppm): 3.24 (m, 1H, C-5), 3.31 (m, 4H, C-4 and C-6), 4.82 (s, 2H, C-5' oxazolidine ring), 7.22-7.40 (m, 9H, phenyl ring). <sup>13</sup>C NMR (100 MHz, DMSO-*d*<sub>6</sub>, δ, ppm): 33.5 (C-5), 46.82 (C-4 and C-6), 48.9 (C-2'), 73.5 (C-5'), 106.7 (C-2), 126.2 (C-2'' and C-6''), 128.8 (C-3'' and C-5''), 131.5 (C-4''), 133.1, 126.8, 125.9, 117.8 (phenyl ring), 140.7 (C-1''), 165.6 (C-4'), 197.8 (C-1 and C-3). MS (ESI) m/z: 381.08 [M+H]<sup>+</sup>.

#### **2-(3-allyl-4-oxothiazolidin-2-ylidene)-5-(4-chlorophenyl)-cyclohexane-1,3-dione (4f)**

Compound **4f** crystallized from CHCl<sub>3</sub>-MeOH as white solid; Yield: 92%; m.p. 182 °C; Anal. Calc. for C<sub>18</sub>H<sub>16</sub>ClNO<sub>3</sub>S: C, 59.75; H, 4.46; N, 3.87; found: C, 59.72; H, 4.47; N, 3.89. IR ν<sub>max</sub><sup>KBr</sup> cm<sup>-1</sup>: 1746 (C=O), 1639 (-CON), 1616 (C=C), 2870 (CH<sub>2</sub> str.). <sup>1</sup>H NMR (400 MHz, DMSO-*d*<sub>6</sub>, δ, ppm): 3.22 (m, 1H, C-5), 3.35 (m, 4H, C-4 and C-6), 3.98 (d, 2H, N-CH<sub>2</sub>), 4.13 (dd, 2H, =CH<sub>2</sub>), 4.89 (s, 2H, C-5' thiazolidine ring), 6.13 (m, 1H, =CH-), 7.27 (d, 2H, C-2'' and C-6''), 7.36 (d, 2H, C-3'' and C-5''). <sup>13</sup>C NMR (100 MHz, DMSO-*d*<sub>6</sub>, δ, ppm): 14.5 (C-4''), 31.9 (C-5), 33.8 (C-5'), 45.5 (C-2'), 46.8 (C-4 and C-6), 46.9 (N-CH<sub>2</sub>), 106.1 (C-2), 116.4 (=CH<sub>2</sub>), 126.9 (C-2'' and C-6''), 127.8 (C-3'' and C-5''), 139.2 (=CH-), 141.7 (C-1''), 166.6 (C-4'), 197.6 (C-1 and C-3). MS (ESI) m/z: 361.05 [M+H]<sup>+</sup>.

#### **5-(3,4-dimethoxyphenyl)-2-(4-oxo-3-phenylthiazolidin-2-ylidene)-cyclohexane-1,3-dione (4g)**

Compound **4g** crystallized from CHCl<sub>3</sub>-EtOH as reddish solid; Yield: 93%; m.p. 201 °C; Anal. Calc. for C<sub>23</sub>H<sub>21</sub>NO<sub>5</sub>S: C, 65.23; H, 5.00; N, 3.3; found: C, 65.20; H, 5.03; N, 3.3. IR ν<sub>max</sub><sup>KBr</sup> cm<sup>-1</sup>: 1732 (C=O), 1639 (-CON), 1620 (C=C), 2888 (CH<sub>2</sub> str.). <sup>1</sup>H NMR (400 MHz, DMSO-*d*<sub>6</sub>, δ, ppm): 3.11 (m, 4H, C-4 and C-6), 3.20 (m, 1H, C-5), 3.53 (s, 6H, 2×-OCH<sub>3</sub>), 4.72 (s, 2H, C-5' thiazolidine ring), 7.12-7.70 (m, 8H, phenyl ring). <sup>13</sup>C NMR (100 MHz, DMSO-*d*<sub>6</sub>, δ, ppm): 31.9

(C-5), 33.5 (C-5'), 46.62 (C-4 and C-6), 57.0 (2×-OCH<sub>3</sub>), 106.9 (C-2), 112.0 (C-6''), 113.8 (C-3''), 121.2 (C-2''), 133.8, 126.2, 124.9, 118.8 (phenyl ring), 143.5 (C-4''), 145.7 (C-1''), 149.6 (C-5''), 165.7 (C-2'), 178.9 (C-4'), 196.8 (C-1 and C-3). MS (ESI) m/z: 423.11 [M+H]<sup>+</sup>.

### **5-(3,4-dimethoxyphenyl)-2-(4-oxo-3-phenyloxazolidin-2-ylidene)-cyclohexane-1,3-dione**

#### **(4h)**

Compound **4h** crystallized from CHCl<sub>3</sub>-acetone as white solid; Yield: 96%; m.p. 215 °C; Anal. Calc. for C<sub>23</sub>H<sub>21</sub>NO<sub>6</sub>: C, 67.80; H, 5.20; N, 3.44; found: C, 67.80; H, 5.22; N, 3.42. IR ν<sub>max</sub><sup>KBr</sup> cm<sup>-1</sup>: 1733 (C=O), 1632 (-CON), 1614 (C=C), 2858 (CH<sub>2</sub> str.). <sup>1</sup>H NMR (400 MHz, DMSO-*d*<sub>6</sub>, δ, ppm): 3.10 (m, 1H, C-5), 3.21 (m, 4H, C-4 and C-6), 3.69 (s, 6H, 2×-OCH<sub>3</sub>), 4.79 (s, 2H, C-5' oxazolidine ring), 7.32-7.72 (m, 8H, phenyl ring). <sup>13</sup>C NMR (100 MHz, DMSO-*d*<sub>6</sub>, δ, ppm): 31.54 (C-5), 46.35 (C-4 and C-6), 56.2 (2×-OCH<sub>3</sub>), 73.5 (C-5'), 104.9 (C-2), 112.1 (C-3''), 112.5 (C-6''), 120.6 (C-2''), 132.9, 126.8, 124.1, 118.5 (phenyl ring), 143.0 (C-4''), 147.1 (C-1''), 147.9 (C-2'), 148.2 (C-5''), 165.1 (C-4'), 195.1 (C-1 and C-3). MS (ESI) m/z: 407.14 [M+H]<sup>+</sup>.

### **2-(3-allyl-4-oxothiazolidin-2-ylidene)-5-(3,4-dimethoxyphenyl)-cyclohexane-1,3-dione (4i)**

Compound **4i** crystallized from CHCl<sub>3</sub>-MeOH as yellowish solid; Yield: 94%; m.p. 173 °C; Anal. Calc. for C<sub>20</sub>H<sub>21</sub>NO<sub>5</sub>S: C, 62.00; H, 5.46; N, 3.62; found: C, 62.04; H, 5.42; N, 3.60. IR ν<sub>max</sub><sup>KBr</sup> cm<sup>-1</sup>: 1738 (C=O), 1622 (-CON), 1620 (C=C), 2852 (CH<sub>2</sub> str.). <sup>1</sup>H NMR (400 MHz, DMSO-*d*<sub>6</sub>, δ, ppm): 3.14 (m, 1H, C-5), 3.26 (m, 4H, C-4 and C-6), 3.79 (s, 6H, 2×-OCH<sub>3</sub>), 4.21 (s, 2H, C-5' thiazolidine ring), 4.93 (dd, 2H, =CH<sub>2</sub>), 4.98 (d, 2H, N-CH<sub>2</sub>), 6.03 (m, 1H, =CH-), 6.13 (d, 1H, C-2''), 7.17 (s, 1H, C-6''), 7.37 (d, 1H, C-3''). <sup>13</sup>C NMR (100 MHz, DMSO-*d*<sub>6</sub>, δ, ppm): 31.59 (C-5), 32.6 (C-5'), 45.1 (N-CH<sub>2</sub>), 46.31 (C-4 and C-6), 56.4 (2×-OCH<sub>3</sub>), 108.9 (C-2), 112.4 (C-3''), 112.8 (C-6''), 116.8 (=CH<sub>2</sub>), 120.9 (C-2''), 135.2 (=CH-), 143.6 (C-4''), 146.7 (C-2'), 147.8 (C-1''), 148.7 (C-5''), 165.6 (C-4'), 193.9 (C-1 and C-3). MS (ESI) m/z: 387.11 [M+H]<sup>+</sup>.

**5-(4-(dimethylamino)phenyl)-2-(4-oxo-3-phenylthiazolidin-2-ylidene)-cyclohexane-1,3-dione (4j)**

Compound **4j** crystallized from CHCl<sub>3</sub>-EtOH as colorless solid; Yield: 92%; m.p. 156 °C; Anal. Calc. for C<sub>23</sub>H<sub>22</sub>N<sub>2</sub>O<sub>3</sub>S: C, 67.96; H, 5.46; N, 6.89; found: C, 67.93; H, 5.47; N, 6.91. IR  $\nu_{\max}^{KBr}$  cm<sup>-1</sup>: 1739 (C=O), 1634 (-CON), 1627 (C=C), 2878 (CH<sub>2</sub> str.). <sup>1</sup>H NMR (400 MHz, DMSO-*d*<sub>6</sub>,  $\delta$ , ppm): 3.11 (m, 4H, C-4 and C-6), 3.19 (s, 6H, 2×CH<sub>3</sub>), 3.25 (m, 1H, C-5), 4.22 (s, 2H, C-5' thiazolidine ring), 7.05-7.50 (m, 9H, phenyl ring). <sup>13</sup>C NMR (100 MHz, DMSO-*d*<sub>6</sub>,  $\delta$ , ppm): 31.9 (C-5), 33.9 (C-5'), 42.6 (2×-CH<sub>3</sub>), 46.6 (C-4 and C-6), 106.3 (C-2), 108.9 (C-2'), 116.1 (C-3'' and C-5''), 128.9 (C-2'' and C-6''), 133.1, 126.5, 124.7, 119.7 (phenyl ring), 139.5 (C-1''), 147.1 (C-4''), 165.7 (C-4'), 196.5 (C-1 and C-3). MS (ESI) m/z: 406.14 [M+H]<sup>+</sup>.

**5-(4-(dimethylamino)phenyl)-2-(4-oxo-3-phenyloxazolidin-2-ylidene)-cyclohexane-1,3-dione (4k)**

Compound **4k** crystallized from CHCl<sub>3</sub>-methanol bluish solid; Yield: 98%; m.p. 167 °C; Anal. Calc. for C<sub>23</sub>H<sub>22</sub>N<sub>2</sub>O<sub>4</sub>: C, 70.75; H, 5.68; N, 7.17; found: C, 70.74; H, 5.66; N, 7.20. IR  $\nu_{\max}^{KBr}$  cm<sup>-1</sup>: 1737 (C=O), 1636 (-CON), 1625 (C=C), 2875 (CH<sub>2</sub> str.). <sup>1</sup>H NMR (400 MHz, DMSO-*d*<sub>6</sub>,  $\delta$ , ppm): 3.16 (m, 4H, C-4 and C-6), 3.19 (m, 1H, C-5), 3.20 (s, 6H, 2×CH<sub>3</sub>), 4.86 (s, 2H, C-5' oxazolidine ring), 7.28-7.48 (m, 9H, phenyl ring). <sup>13</sup>C NMR (100 MHz, DMSO-*d*<sub>6</sub>,  $\delta$ , ppm): 31.9 (C-5), 37.3 (C-5'), 42.8 (2×-CH<sub>3</sub>), 46.67 (C-4 and C-6), 106.4 (C-2), 108.6 (C-2'), 139.5, 126.9, 118.1, 147.1, 133.1, 126.5, 124.7, 118.2 (phenyl ring), 165.9 (C-4'), 196.2 (C-1 and C-3). MS (ESI) m/z: 390.16 [M+H]<sup>+</sup>.

**2-(3-allyl-4-oxothiazolidin-2-ylidene)-5-(4-(dimethylamino)phenyl)-cyclohexane-1,3-dione****(4l)**

Compound **4l** crystallized from  $\text{CHCl}_3$ -acetone as white solid; Yield: 95%; m.p. 163 °C; Anal. Calc. for  $\text{C}_{20}\text{H}_{22}\text{N}_2\text{O}_3\text{S}$ : C, 64.84; H, 5.99; N, 7.56; found: C, 64.82; H, 5.99; N, 7.58. IR  $\nu_{\text{max}}^{\text{KBr}}$   $\text{cm}^{-1}$ : 1734 (C=O), 1627 (-CON), 1625 (C=C), 2858 ( $\text{CH}_2$  str.).  $^1\text{H}$  NMR (400 MHz,  $\text{DMSO}-d_6$ ,  $\delta$ , ppm): 3.09 (s, 6H,  $2\times\text{-CH}_3$ ), 3.16 (m, 4H, C-4 and C-6), 3.17 (m, 1H, C-5), 4.19 (s, 2H, C-5' thiazolidine ring), 4.95 (d, 2H, N- $\text{CH}_2$ ), 5.03 (dd, 2H, = $\text{CH}_2$ ), 6.00 (m, 1H, =CH-), 6.12 (dd, 2H, C-2'' and C-6''), 7.34 (dd, 1H, C-3'' and C-5'').  $^{13}\text{C}$  NMR (100 MHz,  $\text{DMSO}-d_6$ ,  $\delta$ , ppm): 32.5 (C-5), 32.6 (C-5'), 42.5 ( $2\times\text{-CH}_3$ ), 45.4 (N- $\text{CH}_2$ ), 46.31 (C-4 and C-6), 108.2 (C-2), 112.7 (C-3'' and C-5''), 116.7 (C-2'), 117.7 (=CH $_2$ ), 128.9 (C-2'' and C-6''), 132.8 (C-1''), 134.2 (=CH-), 145.6 (C-4''), 165.6 (C-4'), 193.6 (C-1 and C-3). MS (ESI) m/z: 370.14 [M+H] $^{++}$ .

**5-(benzo[d][1,3]dioxol-5-yl)-2-(4-oxo-3-phenylthiazolidin-2-ylidene)-cyclohexane-1,3-dione**  
**(4m)**

Compound **4m** crystallized from  $\text{CHCl}_3$ -MeOH as light yellowish solid; Yield: 96%; m.p. 204 °C; Anal. Calc. for  $\text{C}_{22}\text{H}_{17}\text{NO}_5\text{S}$ : C, 64.85; H, 4.21; N, 3.44; found: C, 64.88; H, 4.20; N, 3.42. IR  $\nu_{\text{max}}^{\text{KBr}}$   $\text{cm}^{-1}$ : 1730 (C=O), 1640 (-CON), 1632 (C=C), 2872 ( $\text{CH}_2$  str.).  $^1\text{H}$  NMR (400 MHz,  $\text{DMSO}-d_6$ ,  $\delta$ , ppm): 3.16 (m, 4H, C-4 and C-6), 3.27 (m, 1H, C-5), 4.17 (s, 2H, C-5' thiazolidine ring), 6.12 (s, 2H, - $\text{CH}_2$ ), 7.23-7.47 (m, 8H, phenyl ring).  $^{13}\text{C}$  NMR (100 MHz,  $\text{DMSO}-d_6$ ,  $\delta$ , ppm): 31.9 (C-5), 33.5 (C-5'), 46.6 (C-4 and C-6), 102.0 (- $\text{CH}_2$ ), 105.9 (C-2), 109.8 (C-3''), 112.2 (C-6''), 120.2 (C-2''), 133.1, 126.8, 124.3, 118.3 (phenyl ring), 143.2 (C-1'), 145.5 (C-4''), 149.6 (C-5''), 166.7 (C-2'), 168.9 (C-4'), 196.8 (C-1 and C-3). MS (ESI) m/z: 407.08 [M+H] $^{++}$ .



**5-(benzo[*d*][1,3]dioxol-5-yl)-2-(4-oxo-3-phenyloxazolidin-2-ylidene)-cyclohexane-1,3-dione****(4n)**

Compound **4n** crystallized from CHCl<sub>3</sub>-benzene as colorless solid; Yield: 93%; m.p. 219 °C;

Anal. Calc. for C<sub>22</sub>H<sub>17</sub>NO<sub>6</sub>: C, 67.51; H, 4.38; N, 3.58; found: C, 67.50; H, 4.36; N, 3.61. IR  $\nu$

$\overset{KBr}{max} \text{ cm}^{-1}$ : 1732 (C=O), 1647 (-CON), 1636 (C=C), 2879 (CH<sub>2</sub> str.). <sup>1</sup>H NMR (400 MHz, DMSO-*d*<sub>6</sub>,  $\delta$ , ppm): 3.17 (m, 4H, C-4 and C-6), 3.29 (m, 1H, C-5), 4.93 (s, 2H, C-5' oxazolidine ring), 6.16 (s, 2H, -CH<sub>2</sub>), 7.21-7.48 (m, 8H, phenyl ring). <sup>13</sup>C NMR (100 MHz, DMSO-*d*<sub>6</sub>,  $\delta$ , ppm): 32.9 (C-5), 46.6 (C-4 and C-6), 72.5 (C-5'), 102.9 (-CH<sub>2</sub>), 105.9 (C-2), 109.6 (C-3''), 112.3 (C-6''), 121.2 (C-2''), 133.9, 126.5, 124.6, 118.2 (phenyl ring), 144.1 (C-1''), 145.8 (C-4''), 149.7 (C-5''), 154.9 (C-2'), 165.7 (C-4'), 194.3 (C-1 and C-3). MS (ESI) *m/z*: 391.11 [M+H]<sup>+</sup>.

**2-(3-allyl-4-oxothiazolidin-2-ylidene)-5-(benzo[*d*][1,3]dioxol-5-yl)-cyclohexane-1,3-dione****(4o)**

Compound **4o** crystallized from CHCl<sub>3</sub>-acetone as orange solid; Yield: 97%; m.p. 196 °C; Anal.

Calc. for C<sub>19</sub>H<sub>17</sub>NO<sub>5</sub>S: C, 61.44; H, 4.61; N, 3.77; found: C, 61.45; H, 4.60; N, 3.77. IR  $\nu$   $\overset{KBr}{max} \text{ cm}^{-1}$

<sup>1</sup>: 1736 (C=O), 1632 (-CON), 1617 (C=C), 2854 (CH<sub>2</sub> str.). <sup>1</sup>H NMR (400 MHz, DMSO-*d*<sub>6</sub>,  $\delta$ , ppm): 3.14 (m, 4H, C-4 and C-6), 3.21 (m, 1H, C-5), 4.19 (s, 2H, C-5' thiazolidine ring), 4.93 (d, 2H, N-CH<sub>2</sub>), 5.00 (dd, 2H, =CH<sub>2</sub>), 6.03 (m, 1H, =CH-), 6.12 (s, 2H, -CH<sub>2</sub>), 7.25-7.45 (m, 3H, phenyl ring). <sup>13</sup>C NMR (100 MHz, DMSO-*d*<sub>6</sub>,  $\delta$ , ppm): 32.7 (C-5'), 33.9 (C-5), 45.9 (N-CH<sub>2</sub>), 46.6 (C-4 and C-6), 95.6 (O-CH<sub>2</sub>-O), 105.9 (C-2), 109.6 (C-3''), 112.9 (C-6''), 117.1 (=CH<sub>2</sub>), 120.6 (C-2''), 133.2 (=CH-), 144.8 (C-1''), 145.5 (C-4''), 149.8 (C-5''), 154.9 (C-2'), 167.4 (C-4'), 196.2 (C-1 and C-3). MS (ESI) *m/z*: 371.08 [M+H]<sup>+</sup>.

**5-(furan-2-yl)-2-(4-oxo-3-phenylthiazolidin-2-ylidene)-cyclohexane-1,3-dione (4p)**

Compound **4p** crystallized from  $\text{CHCl}_3$ -MeOH as creamy solid; Yield: 93%; m.p. 137 °C; Anal. Calc. for  $\text{C}_{19}\text{H}_{15}\text{NO}_4\text{S}$ : C, 64.58; H, 4.28; N, 3.96; found: C, 64.55; H, 4.27; N, 3.98. IR  $\nu_{\text{max}}^{\text{KBr}}$   $\text{cm}^{-1}$ : 1749 (C=O), 1637 (-CON), 1618 (C=C), 2876 ( $\text{CH}_2$  str.).  $^1\text{H}$  NMR (400 MHz,  $\text{DMSO-}d_6$ ,  $\delta$ , ppm): 3.37 (m, 4H, C-4 and C-6), 3.40 (m, 1H, C-5), 4.18 (s, 2H, C-5' thiazolidine ring), 6.12 (d, 1H, C-3''), 6.45 (dd, 1H, C-4''), 7.24-7.46 (m, 5H, phenyl ring), 7.52 (d, 1H, C-5'').  $^{13}\text{C}$  NMR (100 MHz,  $\text{DMSO-}d_6$ ,  $\delta$ , ppm): 27.1 (C-5), 34.9 (C-5'), 48.8 (C-4 and C-6), 105.3 (C-2), 108.1 (C-3''), 112.1 (C-4''), 132.6, 127.1, 124.7, 118.1 (phenyl ring), 154.4 (C-5''), 156.9 (C-2''), 166.9 (C-2'), 167.9 (C-4'), 198.0 (C-1 and C-3). MS (ESI)  $m/z$ : 353.07  $[\text{M}+\text{H}]^+$ .

**5-(furan-2-yl)-2-(4-oxo-3-phenyloxazolidin-2-ylidene)-cyclohexane-1,3-dione (4q)**

Compound **4q** crystallized from  $\text{CHCl}_3$ -MeOH as silver-white solid; Yield: 95%; m.p. 147 °C; Anal. Calc. for  $\text{C}_{19}\text{H}_{15}\text{NO}_5$ : C, 67.65; H, 4.48; N, 4.15; found: C, 67.62; H, 4.49; N, 4.17. IR  $\nu_{\text{max}}^{\text{KBr}}$   $\text{cm}^{-1}$ : 1743 (C=O), 1632 (-CON), 1619 (C=C), 2878 ( $\text{CH}_2$  str.).  $^1\text{H}$  NMR (400 MHz,  $\text{DMSO-}d_6$ ,  $\delta$ , ppm): 3.35 (m, 4H, C-4 and C-6), 3.48 (m, 1H, C-5), 4.08 (s, 2H, C-5' oxazolidine ring), 6.16 (d, 1H, C-3''), 6.49 (dd, 1H, C-4''), 7.23-7.47 (m, 5H, phenyl ring), 7.50 (d, 1H, C-5'').  $^{13}\text{C}$  NMR (100 MHz,  $\text{DMSO-}d_6$ ,  $\delta$ , ppm): 25.1 (C-5), 48.3 (C-4 and C-6), 74.9 (C-5'), 90.3 (C-2), 108.7 (C-3''), 111.1 (C-4''), 132.1, 127.5, 124.9, 118.4 (phenyl ring), 150.4 (C-5''), 156.9 (C-2''), 161.2 (C-2'), 178.9 (C-4'), 198.3 (C-1 and C-3). MS (ESI)  $m/z$ : 337.10  $[\text{M}+\text{H}]^+$ .

**2-(3-allyl-4-oxothiazolidin-2-ylidene)-5-(furan-2-yl)-cyclohexane-1,3-dione (4r)**

Compound **4r** crystallized from  $\text{CHCl}_3$ -acetone as white solid; Yield: 97%; m.p. 153 °C; Anal. Calc. for  $\text{C}_{16}\text{H}_{15}\text{NO}_4\text{S}$ : C, 60.55; H, 4.76; N, 4.41; found: C, 60.53; H, 4.79; N, 4.40. IR  $\nu_{\text{max}}^{\text{KBr}}$   $\text{cm}^{-1}$ : 1743 (C=O), 1634 (-CON), 1619 (C=C), 2877 ( $\text{CH}_2$  str.).  $^1\text{H}$  NMR (400 MHz,  $\text{DMSO-}d_6$ ,  $\delta$ , ppm): 3.32 (m, 4H, C-4 and C-6), 3.49 (m, 1H, C-5), 4.15 (s, 2H, C-5' thiazolidine ring), 4.97 (d,

2H, N-CH<sub>2</sub>), 5.18 (dd, 2H, =CH<sub>2</sub>), 6.01 (m, 1H, =CH-), 6.15 (d, 1H, C-3''), 6.41 (dd, 1H, C-4''), 7.50 (d, 1H, C-5''). <sup>13</sup>C NMR (100 MHz, DMSO-*d*<sub>6</sub>, δ, ppm): 26.1 (C-5), 34.2 (C-5'), 45.0 (N-CH<sub>2</sub>), 48.8 (C-4 and C-6), 105.3 (C-2), 109.1 (C-3''), 111.5 (C-4''), 117.8 (=CH<sub>2</sub>), 133.9 (=CH-), 142.4 (C-5''), 147.9 (C-2'), 156.7 (C-2''), 165.8 (C-4'), 196.2 (C-1 and C-3). MS (ESI) *m/z*: 317.07

#### 5-(4-fluorophenyl)-2-(4-oxo-3-phenylthiazolidin-2-ylidene)-cyclohexane-1,3-dione (4s)

Compound **4s** crystallized from CHCl<sub>3</sub>-MeOH as brownish solid; Yield: 98%; m.p. 186 °C; Anal. Calc. for C<sub>21</sub>H<sub>16</sub>FNO<sub>3</sub>S: C, 66.13; H, 4.23; N, 3.67; found: C, 66.10; H, 4.25; N, 3.68; IR  $\nu_{\text{max}}^{\text{KBr}}$  cm<sup>-1</sup>: 1745 (C=O), 1636 (-CON), 1615 (C=C), 2878 (CH<sub>2</sub> str.). <sup>1</sup>H NMR (400 MHz, DMSO-*d*<sub>6</sub>, δ, ppm): 3.21 (m, 1H, C-5), 3.36 (m, 4H, C-4 and C-6), 4.18 (s, 2H, C-5' thiazolidine ring), 7.20-7.46 (m, 9H, phenyl ring). <sup>13</sup>C NMR (100 MHz, DMSO-*d*<sub>6</sub>, δ, ppm): 32.9 (C-5), 43.2 (C-5'), 46.8 (C-4 and C-6), 106.6 (C-2), 128.7 (C-2'' and C-6''), 133.1, 127.5, 124.2, 118.7 (phenyl ring), 139.0 (C-1''), 152.4 (C-3'' and C-5''), 161.1 (C-4''), 166.6 (C-2'), 168.9 (C-4'), 199.6 (C-1 and C-3). MS (ESI) *m/z*: 381.08 [M+H]<sup>+</sup>.

#### 5-(4-fluorophenyl)-2-(4-oxo-3-phenyloxazolidin-2-ylidene)-cyclohexane-1,3-dione (4t)

Compound **4t** crystallized from CHCl<sub>3</sub>-EtOH as colorless solid; Yield: 93%; m.p. 171 °C; Anal. Calc. for C<sub>21</sub>H<sub>16</sub>FNO<sub>4</sub>: C, 69.04; H, 4.41; N, 3.83; found: C, 69.03; H, 4.42; N, 3.80; IR  $\nu_{\text{max}}^{\text{KBr}}$  cm<sup>-1</sup>: 1742 (C=O), 1633 (-CON), 1617 (C=C), 2880 (CH<sub>2</sub> str.). <sup>1</sup>H NMR (400 MHz, DMSO-*d*<sub>6</sub>, δ, ppm): 3.26 (m, 1H, C-5), 3.38 (m, 4H, C-4 and C-6), 4.82 (s, 2H, C-5' oxazolidine ring), 7.23-7.49 (m, 9H, phenyl ring). <sup>13</sup>C NMR (100 MHz, DMSO-*d*<sub>6</sub>, δ, ppm): 32.5 (C-5), 46.5 (C-4 and C-6), 73.2 (C-5'), 90.5 (C-2), 128.8 (C-2'' and C-6''), 133.2, 127.6, 124.8, 118.1 (phenyl ring), 139.7 (C-1''), 152.1 (C-3'' and C-5''), 161.1 (C-4''), 156.8 (C-2'), 170.9 (C-4'), 198.5 (C-1 and C-3). MS (ESI) *m/z*: 365.11 [M+H]<sup>+</sup>.

**2-(3-allyl-4-oxothiazolidin-2-ylidene)-5-(4-fluorophenyl)-cyclohexane-1,3-dione (4u)**

Compound **4u** crystallized from CHCl<sub>3</sub>-MeOH as reddish solid; Yield: 95%; m.p. 167 °C; Anal. Calc. for C<sub>18</sub>H<sub>16</sub>FNO<sub>3</sub>S; C, 62.59; H, 4.67; N, 4.06; found: C, 62.56; H, 4.69; N, 4.07. IR  $\nu_{\max}^{KBr}$  cm<sup>-1</sup>: 1749 (C=O), 1638 (-CON), 1619 (C=C), 2882 (CH<sub>2</sub> str.). <sup>1</sup>H NMR (400 MHz, DMSO-*d*<sub>6</sub>,  $\delta$ , ppm): 3.26 (m, 1H, C-5), 3.37 (m, 4H, C-4 and C-6), 4.19 (s, 2H, C-5' thiazolidin ring), 4.95 (d, 2H, N-CH<sub>2</sub>), 5.17 (dd, 2H, =CH<sub>2</sub>), 6.09 (m, 1H, =CH-), 7.27-7.49 (m, 4H, phenyl ring). <sup>13</sup>C NMR (100 MHz, DMSO-*d*<sub>6</sub>,  $\delta$ , ppm): 32.3 (C-5), 43.7 (C-5'), 45.7 (N-CH<sub>2</sub>), 46.2 (C-4 and C-6), 106.9 (C-2), 117.1 (=CH<sub>2</sub>), 128.5 (C-2'' and C-6''), 133.4, 127.7, 124.9, 118.7 (phenyl ring), 133.5 (=CH-), 139.8 (C-1''), 152.6 (C-3'' and C-5''), 158.4 (C-2'), 161.4 (C-4''), 168.5 (C-4'), 198.2 (C-1 and C-3). MS (ESI) *m/z*: 345.08 [M+H]<sup>+</sup>.

**4,4-dimethyl-2,6-dioxo-N-phenylcyclohexanecarbothioamide (5)**

It was crystallized from CHCl<sub>3</sub>-acetone as colorless block shaped crystals; Yield: 98%; m.p 120 °C [lit.<sup>88</sup>]; Anal. Calc. for C<sub>15</sub>H<sub>17</sub>NO<sub>2</sub>S: C, 65.43; H, 6.22; N, 5.09; O, 11.62; Found: C, 65.40; H, 6.21; N, 5.03; O, 11.65. IR  $\nu_{\max}^{KBr}$  cm<sup>-1</sup>: 2961 (CH<sub>2</sub> Str.), 1739 (C=O), 1613 (C=C), 1153 (C=S), 1074 (C-N). <sup>1</sup>H NMR (400 MHz, DMSO-*d*<sub>6</sub>,  $\delta$ , ppm): 1.12 (s, 6H, 2×CH<sub>3</sub>), 2.71 (s, 4H, 2×CH<sub>2</sub>), 4.35 (s, 1H), 7.32-7.58 (m, 5H, aromatic), 13.96 (s, 1H, NH, D<sub>2</sub>O.exchangeable). <sup>13</sup>C NMR (100 MHz, DMSO-*d*<sub>6</sub>,  $\delta$ , ppm): 28.2 (2×CH<sub>3</sub>), 30.7 (C-4), 56.2 (C-3 and C-5), 86.8 (C-1), 131.2, 128.6, 127, 125.7 (phenyl ring), 164.6 (C=S), 191.5 (C=O), 199.3 (C=O). MS (ESI) *m/z*: 275.10.

**Single crystal X-ray crystallographic studies of intermediate compound (5)**

Single crystal X-ray data of intermediate compound (**5**) was collected at 100 K on a Bruker SMART APEX CCD diffractometer using graphite monochromated MoK <sub>$\alpha$</sub>  radiation ( $\lambda$  = 0.71073 Å). The linear absorption coefficients, scattering factors for the atoms and the

anomalous dispersion corrections were taken from the International Tables for X-ray Crystallography.<sup>89</sup> The data integration and reduction were carried out with SAINT<sup>90</sup> software. Empirical absorption correction was applied to the collected reflections with SADABS<sup>91</sup> and the space group was determined using XPREP.<sup>92</sup> The structure was solved by the direct methods using SHELXTL-97<sup>93</sup> and refined on  $F^2$  by full-matrix least-squares using the SHELXL-97<sup>94</sup> program package. All non-hydrogen atoms were refined anisotropically.

## Conclusions

The present protocol reports one-pot convenient and eco-friendly approach for the synthesis of thiazolidine/oxazolidine derivatives in excellent yields in ionic liquid  $[\text{Et}_3\text{NH}][\text{HSO}_4]$ . This solvent-free, green synthetic procedure eliminates the use of toxic solvents and thus makes it distinctive one in organic synthesis. The notable feature of this synthetic strategy is that, the ionic liquid possesses both catalytic as well as medium engineering potential in this protocol. The protocol not only offers substantial yield of products and shorter reaction time but also affords high purity, mild reaction conditions, operational simplicity, cleaner reaction profile, enhanced reaction rates and easy workup procedure. The ionic liquid  $[\text{Et}_3\text{NH}][\text{HSO}_4]$  employed in the present study exhibits stability towards water and air and is easy to prepare from cheap amine and acid. The present protocol possesses wide substrate tolerance. We believe that this synthetic approach provides a better scope for the synthesis of thiazolidine/oxazolidine analogues and will be a more practical alternative to the other existing methods.

## Supplementary information

Crystallographic data for structural analysis has been deposited with the Cambridge Crystallographic Data Center, (CCDC) bearing no. 917624.

### Acknowledgements

A. M. Malla thanks the Chairman, Department of Chemistry, AMU, Aligarh, for providing the necessary research facilities, University Sophisticated Instrumentation Facility (USIF), AMU, Aligarh and Sophisticated Analytical Instrumentation Facility (SAIF), Chandigarh, is credited for spectral analysis. Indian Institute of Technology (IIT), Kanpur, is thanked for single crystal X-ray analysis. UGC is also gratefully acknowledged for research fellowship to A. M. Malla.

## References

- 1 Roberto Ballini, *Eco-Friendly Synthesis of Fine Chemicals*, Royal Society of Chemistry, 2009.
- 2 V. I. Parvulescu, C. Hardacre, *Chem. Rev.*, 2007, **107**, 2615.
- 3 A. Kumar, S. S. Pawar, *J. Org. Chem.*, 2004, **69**, 1419.
- 4 P. Wasserscheid, T. Welton, *Ionic Liquids in Synthesis*, Wiley-VCH, Weinheim, 2003, p. 41.
- 5 H. M. Zerth, N. M. Leonard, R. S. Mohan, *Org. Lett.*, 2003, **5**, 55.
- 6 J. Dupont, R. F. de Souza, P. A. Z. Suarez, *Chem. Rev.*, 2002, **102**, 3667.
- 7 J. S. Wilkes, *Green Chem.*, 2002, **4**, 73.
- 8 H. Matsumoto, M. Yanagida, K. Tanimoto, K. Nomura, Y. Kitagawa, Y. Miyazaki, *Chem. Lett.*, 2000, **29**, 922.
- 9 M. Kosmulski, J. Gustafsson, J. B. Rosenholm, *Thermochim. Acta*, 2004, **412**, 47.
- 10 P. Wasserscheid, W. Keim, *Angew. Chem. Int. Ed.*, 2000, **39**, 3772.
- 11 T. Welton, *Chem. Rev.*, 1999, **99**, 2071.
- 12 Q. Yao, *Org. Lett.*, 2002, **4**, 2197.
- 13 J. S. Wilkes, J. A. Levisky, R. A. Wilson, C. L. Hussey, *Inorg. Chem.*, 1982, **21**, 1263.
- 14 J. S. Wilkes, M. J. Zaworotko, *J. Chem. Soc., Chem. Commun.*, 1992, 965.
- 15 T. Welton, *Chem. Rev.*, 1999, **99**, 2071.
- 16 M. E. V. Valkenburg, R. L. Vaughn, M. Williams, J. S. Wilkes, *Thermochim. Acta*, 2005, **425**, 181.
- 17 D. S. Silvester, *Analyst*, 2011, **136**, 4871.

- 18 R. F. de Souza, J. C. Padilha, R. S. Goncalves, J. Dupont, *Electrochem. Commun.*, 2003, **5**, 728.
- 19 T. Sato, G. Masuda, K. Takagi, *Electrochim. Acta*, 2004, **49**, 3603.
- 20 F. Zhou, Y. Liang, W. Liu, *Chem. Soc. Rev.*, 2009, **38**, 2590.
- 21 V. Chakrapani, F. Rusli, M. A. Filler, P. A. Kohl, *J. Phys. Chem. C*, 2011, **115**, 22048.
- 22 M. P. Scott, C. S. Brazel, M. G. Benton, J. W. Mays, J. D. Holbrey, R. D. Rogers, *Chem. Commun.*, 2002, 1370.
- 23 B. Tang, W. Bi, M. Tian, K. H. Row, *J. Chromatogr. B Anal. Technol. Biomed. Life Sci.*, 2012, **904**, 1.
- 24 M. Volland, V. Seitz, M. Maase, M. Flores, R. Papp, K. Massonne, V. Stegmann, K. Halaritter, R. Noe, M. Bartsch, W. Siegel, M. Becker, O. Huttenloch, *Chem. Eng. News*, 2003, **81**, 9.
- 25 A. Kumar, G. Gupta, S. Srivastava, *Green Chem.*, 2011, **13**, 2459.
- 26 S. S. Chavan, M. S. Degani, *Green Chem.*, 2012, **14**, 296.
- 27 V. V. Thorat, S. A. Dake, S. U. Deshmukh, E. Rasokkiyam, M. F. Uddin, R. P. Pawar, *Lett. Org. Chem.*, 2013, **10**, 178.
- 28 A. Dandia, R. Singh, D. Saini, *J. Chem. Sci.*, 2013, **125**, 1045.
- 29 S. H. Chen, Q. Zhao, X. W. Xu, *J. Chem. Sci.*, 2008, **120**, 481.
- 30 S. Kanakaraju, B. Prasanna, G. V. P. Chandramouli, *J. Chem. Pharm. Res.*, 2012, **4**, 2994.
- 31 A. R. M. Zare, M. A. Zolfigol, O. Khaledian, V. Khakyzadeh, M. D. Farahani, H. G. Kruger, *New J. Chem.*, 2014, **38**, 2342.
- 32 R. Sugimura, K. Qiao, D. Tomida, C. Yokoyama, *Catal. Commun.*, 2007, **8**, 770.



- 33 N. S. Suryawanshi, P. Jain, M. Singhal, I. Khan, *J. Appl. Chem.*, 2012, **1**, 18.
- 34 Z. Zhou, X. Deng, *J. Mol. Catal. A: Chem.*, 2013, **367**, 99.
- 35 J. Weng, C. Wang, H. Li, Y. Wang, *Green Chem.*, 2006, **8**, 96.
- 36 C. Wang, W. Zhao, H. Li, L. Guo, *Green Chem.*, 2009, **11**, 843.
- 37 H. Jiang, C. Wang, H. Li, Y. Wang, *Green Chem.*, 2006, **8**, 1076.
- 38 E. M. Beccalli, G. Broggini, A. Fasana, M. Rigamonti, *J. Organomet. Chem.*, 2011, **696**, 277.
- 39 K. Bahrami, M. M. Khodaei, A. M. Sheikh, *J. Org. Chem.*, 2010, **75**, 6208.
- 40 N. Fukuda, T. Ikemoto, *J. Org. Chem.*, 2010, **75**, 4629.
- 41 Y. Pandey, P. K. Sharma, N. Kumar, A. Singh, *Int.J. Pharm. Tech. Res.*, 2011, **3**, 980.
- 42 V. Gududuru, E. Hurh, J. T. Dalton, D. D. Miller, *Bioorg. Med. Chem. Lett.*, 2004, **14**, 5289.
- 43 A. D. Taranalli, N. V. Thimmaiah, S. Srinivas, E. Saravanan, *A. J. Pharm. Clinical Res.*, 2009, **2**, 79.
- 44 (a) J. Balzarini, B. Orzeszko, J. K. Maurin, A. Orzeszko, *Eur. J. Med. Chem.*, 2007, **42**, 993; (b) M. L. Barreca, J. Balzarini, A. Chimirri, E. D. Clercq, L. D. Luca, H. D. Holtje, M. Holtje, A. M. Monforte, P. Monforte, C. Pannecouque, A. Rao, M. Zappala, *J. Med.Chem.*, 2002, **45**, 5410.
- 45 V. R. Solomon, W. Haq, K. Srivastava, S. K. Puri, S. B. Katti, *J. Med.Chem.*, 2007, **50**, 394.
- 46 A. Agarwal, S. Lata, K. K. Saxena, V. K. Srivastava, A. Kumar, *Eur. J. Med. Chem.*, 2006, **41**, 1223.
- 47 A. Upadhyay, *Eur. J. Med. Chem.*, 2010, **45**, 3541.

- 48 O. Unsal-Tan, K. Ozadali, K. Piskin, A. Balkan, *Eur. J. Med. Chem.*, 2012, **57**, 59.
- 49 M. V. Diurno, O. Mazzoni, E. Piscopo, A. Calignano, F. Giordano, A. Bolognesell, *J. Med. Chem.*, 1992, **35**, 2910.
- 50 M. D. Ascenzio, B. Bizzarri, C. D. Monte, S. Carradori, A. Bolasco, D. Secci, D. Rivanera, N. Faulhaber, C. Bordon, L. Jones-Brando, *Eur. J. Med. Chem.*, 2014, **86**, 17.
- 51 T. Kato, T. Ozaki, K. Tamura, Y. Suzuki, M. Akima, N. Ohi, *J. Med. Chem.*, 1998, **41**, 4309.
- 52 X. Zhang, X. Li, D. Li, G. Qua, J. Wang, P. M. Loiseau, X. Fan, *Bioorg. Med. Chem. Lett.*, 2009, **19**, 6280.
- 53 P. T. Holte, B. C. J. V. Esseveldt, L. Thijs, B. Zwanenburg, *Eur. J. Org. Chem.*, 2001, **2001**, 2965.
- 54 V. Sriramurthy, G. A. Barcan, O. Kwon, *J. Am. Chem. Soc.*, 2007, **129**, 12928.
- 55 C. Palomo, M. Oiarbide, R. Lopez, P. B. Gonzalez, E. G. Bengoa, J. M. Saa, A. Linden, *J. Am. Chem. Soc.*, 2006, **128**, 15236.
- 56 A. F. Ward, J. P. Wolfe, *Org. Lett.*, 2011, **13**, 4728.
- 57 V. Tiwari, J. S. Meshram, *Jord. J. Chem.*, 2011, **6**, 371.
- 58 R. V. Patel, S. W. Park, *Med. Chem. Res.*, 2014, **23**, 4099.
- 59 H. Varshney, A. Ahmad, N. N. Farshori, A. Ahmad, A. U. Khan, A. Rauf, *Med. Chem. Res.*, 2013, **22**, 3204.
- 60 T. Nishitani, H. Shiraishi, S. Sakaguchi, Y. Ishii, *Tet. Lett.*, 2000, **41**, 3389.
- 61 N. F. Brégeot, A. Voituriez, P. Retailleau, A. Marinetti, *Tet. Lett.*, 2009, **50**, 4700.
- 62 S. J. Brickner, *Curr. Pharm. Des.*, 1996, **2**, 175.
- 63 A. Buzas, F. Gagosz, *Synlett*, 2006, **17**, 2727.

- 64 R. R. Machi'n, J. Adrio, J. C. Carretero, *J. Org. Chem.*, 2006, **71**, 5023.
- 65 T. Munegumi, I. Azumaya, T. Kato, H. Masu, S. Saito, *Org. Lett.*, 2006, **8**, 379.
- 66 S. Riyaz, A. Naidu, P. K. Dubey, *Synth. Commun.*, 2011, **41**, 2756.
- 67 A. A. Aly, A. B. Brown, M. A. Aziz, G. E. A. A. A. Rahma, M. F. Radwan, M. Ramadan, A. M. G. Eldeen, *J. Heterocycl. Chem.*, 2012, **49**, 726.
- 68 E. M. Beccalli, G. Brogini, A. Fasana, M. Rigamonti, *J. Organomet. Chem.*, 2011, **696**, 277.
- 69 C. E. Song, M. Y. Yoon, D. S. Choi, *Bull. Korean Chem.Soc.*, 2005, **26**, 1321.
- 70 S. J. S. Suresh, *Green Chem. Lett. Rev.*, 2011, **4**, 289.
- 71 S. J. S. Suresh, *Green Chem. Lett. Rev.*, 2011, **4**, 311.
- 72 X. Zhang, X. Li, D. Li, G. Qua, J. Wang, P. M. Loiseau, X. Fan, *Bioorg. Med. Chem. Lett.*, 2009, **19**, 6280.
- 73 R. Jain, K. Sharma, D. Kumar, *Helv. Chim. Acta*, 2013, **96**, 414.
- 74 Suresh, J. S. Sandhu, *Org. Med. Chem. Lett.*, 2013, **3**, 1.
- 75 D. V. Jawale, U. R. Pratap, D. L. Lingampalle, R. A. Mane, *Chin. J. Chem.*, 2011, **29**, 942.
- 76 K.F. Shelke, S.B. Sapkal, B. R. Madje, B. B. Shingate, M. S. Shingare, *Bull. Catal. Soc. India*, 2009, **8**, 30.
- 77 J. Zhang, Y. Zhang, Z. Zhou, *Green Chem. Lett. Rev.*, 2014, **7**, 90.
- 78 M. Kalantari, *Hetero. Lett.*, 2013, **3**, 325.
- 79 M. Parveen, A. M. Malla, A. Ali, M. Alam, M. F. Mustafa, *Chem. Res. Chin. Univ.*, 2014, **30**, 55.

- 80 M. Parveen, A. M. Malla, M. Alam, M. Ahmad, S. Rafiq, *New J. Chem.*, 2014, **38**,  
1655.
- 81 J. W. Baker, J. B. Holdsworth, *J. Chem. Soc.*, 1947, 713.
- 82 J. W. Baker, J. Gaunt, *J. Chem. Soc.*, 1949, 9.
- 83 H. Zhang, Q. Shen, L. Lu, *Tet. Lett.*, 2011, **52** 349.
- 84 G. Sommen, A. Comel, G. Kirsch, *Tet. Lett.*, 2002, **43**, 257.
- 85 (a) *Toxicological Profile for Toluene (Draft)*, Agency for Toxic Substances and Disease  
Registry, U.S. Public Health Service, U.S. Department of Health and Human  
Services, Atlanta, GA, 1992; (b) *Integrated Risk Information System on Toluene*, U.S.  
Environmental Protection Agency, Environmental Criteria and Assessment Office,  
Office of Health and Environmental Assessment, Office of Research and Development,  
Cincinnati, OH, 1993.
- 86 G. Shkapenko, G. T. Gmitter, E. E. Gruber, *Ind. Eng. Chem.*, 1960, **52**, 605.
- 87 C. Wang, L. Guo, H. Li, Y. Wang, J. Weng, L. Wu, *Green Chem.*, 2006, **8**, 603.
- 88 N. M. Rateb, *Phosph. Sulfur, Silicon, Rel. Elem.*, 2005, **180**, 2361.
- 89 *International tables for X-Ray crystallography*, Kynoch Press, Birmingham,  
England, 1952, Vol. III.
- 90 *SAINT, Version 6.02*, Bruker AXS, Madison, WI, 1999.
- 91 G. M. Sheldrick, *SADABS: Empirical absorption correction program*. Gottingen,  
University of Gottingen, 1997.
- 92 *XPREP, version 5.1*, Siemens industrial automation inc. Madison, WI, 1995.
- 93 G. M. Sheldrick, *SHELXTL Reference Manual, version 5.1*, Bruker AXS, Madison, WI,  
1997.

- 94 G. M. Sheldrick, *SHELXL-97: Program for crystal structure refinement*. Gottingen, University of Gottingen, 1997.