

PCN Ligands for Selective Tri-/Tetramerization of Ethylene with Chromium

James E Radcliffe, Andrei S. Batsanov, David M. Smith, John Scott, Philip W Dyer, and Martin J Hanton

ACS Catal., **Just Accepted Manuscript** • DOI: 10.1021/acscatal.5b02106 • Publication Date (Web): 30 Oct 2015

Downloaded from <http://pubs.acs.org> on November 2, 2015

Just Accepted

“Just Accepted” manuscripts have been peer-reviewed and accepted for publication. They are posted online prior to technical editing, formatting for publication and author proofing. The American Chemical Society provides “Just Accepted” as a free service to the research community to expedite the dissemination of scientific material as soon as possible after acceptance. “Just Accepted” manuscripts appear in full in PDF format accompanied by an HTML abstract. “Just Accepted” manuscripts have been fully peer reviewed, but should not be considered the official version of record. They are accessible to all readers and citable by the Digital Object Identifier (DOI®). “Just Accepted” is an optional service offered to authors. Therefore, the “Just Accepted” Web site may not include all articles that will be published in the journal. After a manuscript is technically edited and formatted, it will be removed from the “Just Accepted” Web site and published as an ASAP article. Note that technical editing may introduce minor changes to the manuscript text and/or graphics which could affect content, and all legal disclaimers and ethical guidelines that apply to the journal pertain. ACS cannot be held responsible for errors or consequences arising from the use of information contained in these “Just Accepted” manuscripts.

PCN Ligands for Selective Tri-/Tetramerization of Ethylene with Chromium

James E. Radcliffe,[†] Andrei S. Batsanov,[†] David M. Smith,[‡] John A. Scott,[‡] Philip W. Dyer^{*,†} and Martin J. Hanton^{*,‡}

[†] Centre for Sustainable Chemical Processes, Department of Chemistry, Durham University, South Road, Durham DH1 3LE, U.K.

[‡] Sasol Technology UK Ltd, Purdie Building, North Haugh, St Andrews, Fife, KY16 9ST, U.K.

KEYWORDS: oligomerization, trimerization, tetramerization, ethylene, catalysis, α -olefins, chromium, P,N-ligands

Supporting Information Placeholder

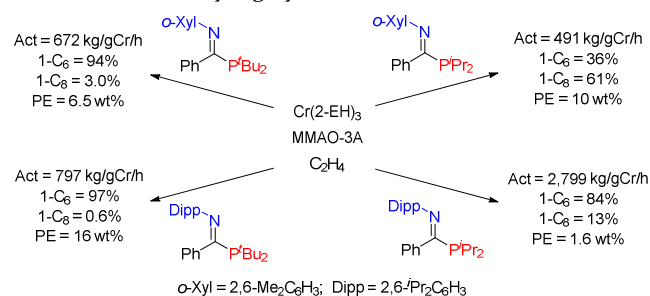
ABSTRACT: 1-Phosphanil methanimine ligands, $R_2P-C(Ph)=NR'$, may be prepared via a modular, convergent synthesis in good overall yield. Coordination chemistry studies with chromium confirm they bind in a bidentate κ^2 -P,N mode. In combination with chromium and an activator, these ligands promote the selective oligomerization of ethylene to 1-hexene and 1-octene with high activity. Notably, an exceptionally high liquid fraction selectivity to saleable products (1-hexene + 1-octene) is observed (>95%) along with a potent ligand dependence, such that selectivity can be varied from pure trimerization through to tri-/tetramerization with a 1-octene to 1-hexene (OTH) ratio of 1.7.

The selective oligomerization of ethylene to 1-hexene and 1-octene, commonly referred to as trimerization and tetramerization, has attracted considerable and sustained attention over the last 15 years.^{1,2,3,4} These efforts have culminated in the construction of trimerization plants by CPChem, Axens and Mitsui,^{5,6} and a tetramerization plant by Sasol,⁵ with numerous other companies also active in the field.² From an industrial perspective, 1-hexene and 1-octene are in higher demand, and more profitable, relative to the rest of the broad product slate resulting from classical oligomerization technologies. Thus, the ability to target the production of these specific Linear Alpha Olefins (LAOs) remains highly desirable.^{5,7} Simultaneously, academic interest has been fuelled by gaining an understanding of the origins of the unusual selectivity achieved in these catalytic transformations.^{2,8} Although aspects of the general mechanism have been established,^{2,8} most notably the role of a metallacyclic reaction manifold,⁹ definitive answers relating to the oxidation state of chromium and specific aspects of ligand control remain elusive.^{10,11} Furthermore, work is continuing apace to rationalize and expand the very narrow set of ligands that engender the high levels of chemo- and regio-selectivity required for the commercialization of trimerization and tetramerization processes.

Remarkably, despite the extensive work in the field of olefin oligomerization, less than twenty distinct initiator sys-

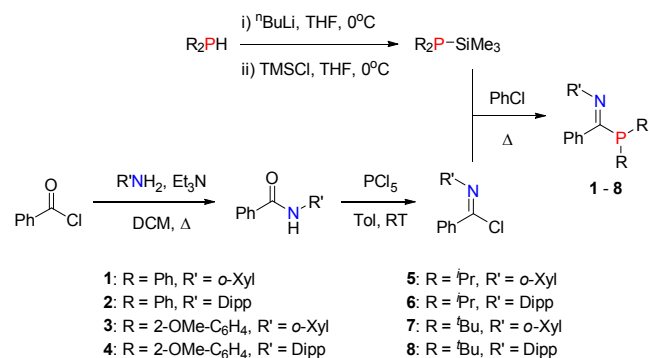
tems capable of selective trimerization and/or tetramerization are known, the majority of which are based upon chromium.¹⁻⁵ This is in stark contrast to the hundreds of systems known to deliver statistical distributions of olefinic products.^{5,12} Furthermore, the number of catalysts capable of promoting ethylene tetramerization, in preference to trimerization, is yet more limited,¹⁻⁵ and a truly 1-octene-selective system remains unknown.¹³ The first and most ubiquitous class of ligand for the promotion of tetramerization are PNP diphosphines used in combination with chromium.¹⁴ Attempts to further enhance tetramerization performance have largely focused on the development of alternative diphosphines including PNNP,^{14a} PCP,^{15,16} PCCP,^{14a,15} PCNCP,¹⁷ and PN(C)_nNP scaffolds,¹⁸ but without success. Only recently have ligands other than diphosphines been located for this transformation, most notably reports of PNCN scaffolds from CPChem,⁶ and various bidentate P,N systems described by Duchateau and Gambarotta.¹⁹ To-date, PNP-based catalysts remain the best performing systems for tetramerization, giving the highest activities, lowest polymer formation and highest 1-octene to 1-hexene ratios.

Herein, we report the first use of 1-phosphanil methanimine (PCN) ligands for the selective oligomerization of ethylene (Scheme 1). Through judicious modification of the PCN framework, a wide range of product selectivities are achievable, from pure trimerization through to mixed tri-/tetramerization with 1-octene to 1-hexene (OTH) ratios well above one, with very high yields of 1-hexene + 1-octene.



Scheme 1. The tunable oligomerization selectivity achievable with PCN ligands.

The target PCN ligands **1-8** are obtained through a new, modular, convergent approach (Scheme 2). Our strategy involves the preparation of imidoyl chlorides, which are readily synthesized *via* condensation of the corresponding acyl chloride and primary amine, both of which are low cost and available with a wide variety of substitution patterns. Separately, trimethylsilylphosphines are prepared in a facile one-pot procedure from either phosphine or chlorophosphine precursors. Subsequent reaction of the chosen trimethylsilylphosphines with the desired imidoyl chlorides affords the target PCN ligands in high yields.²⁰ Although *i*-phosphanyl methanimines and their coordination chemistry with Au, Rh and Ir have recently been described,²¹ the ligands were prepared using a more complex, less flexible synthetic strategy.

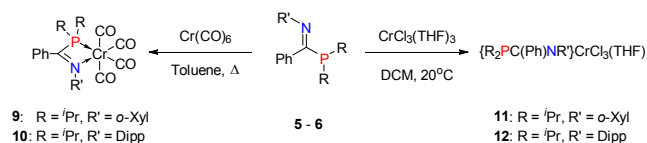


Scheme 2. The convergent, modular synthesis of PCN ligands.

PCN ligands **1-8** present a characteristic doublet resonance by ¹³C NMR spectroscopy (δ -177 – 180 ppm; ²J_{PC} -10 – 30 Hz), together with a distinctive C=N absorption in their infrared spectra in the range 1549 – 1636 cm⁻¹, indicative of conjugation of the backbone phenyl group with the C=N bond.²² In solution, the PCN ligands bearing diarylphosphanyl groups (**1-4**) exist as slowly interconverting mixtures of *E* and *Z* isomers, something that is readily apparent from their ³¹P NMR spectra, which show two resonances at 298 K; this is in accord with previous observations.^{21a} In contrast, the dialkylphosphanyl derivatives **5-8**, each exhibit a single phosphorus resonance over the temperature regime 223 – 323 K consistent with no isomerization taking place.

An exploratory study of the coordination chemistry of selected PCN ligands with chromium has been undertaken (Scheme 3), with particular emphasis upon probing the ability of these scaffolds to attain a κ^2 -P,N bidentate binding mode, akin to that for established Cr/PNP selective oligomerization systems. The chromium carbonyl complexes Cr(CO)₄(κ^2 -P,N-*i*Pr₂PC(Ph)N-Ar) (Ar = 2,6-Me₂-C₆H₃ (**9**), 27%; Ar = 2,6-*i*Pr₂-C₆H₃ (**10**), 25%) were prepared *via* displacement of CO from Cr(CO)₆ by ligands **5** and **6** in toluene at reflux. Single-crystal X-ray structures of **9** and **10** (recrystallized from CH₂Cl₂/hexane) confirm distorted octahedral geometries with *cis* bidentate P,N coordination of the PCN ligands. Acute P-Cr-N bite angles of 65.64(14) [9] and 65.79(2)° [10] are comparable with the P-Cr-P angles of typical PNP tri-/tetramerization initiators (Figure 1).^{14a,23} In a parallel study, the chromium(III) complexes of ligands **5** and **6** were prepared by reaction of CrCl₃(THF)₃ with 1.1 equivalents of ligand in CH₂Cl₂. Upon recrystallization from CH₂Cl₂/hexane the complexes CrCl₃(THF)(κ^2 -P,N-

*i*Pr₂PC(Ph)N-Ar) (Ar = 2,6-Me₂-C₆H₃ (**11**); Ar = 2,6-*i*Pr₂-C₆H₃ (**12**) were obtained in good yields (90 and 81%, respectively). Consistent with paramagnetic *d*³ complexes, neither ¹H nor ³¹P NMR spectra could be obtained. The room temperature magnetic susceptibilities μ_{eff} for complexes **11** and **12**, 3.8 and 3.9 μ_B respectively, determined *via* Evans' method in CH₂Cl₂, are in accordance with the spin-only μ_{eff} value for S = 3/2 species.



Scheme 3. The synthesis of chromium PCN complexes.

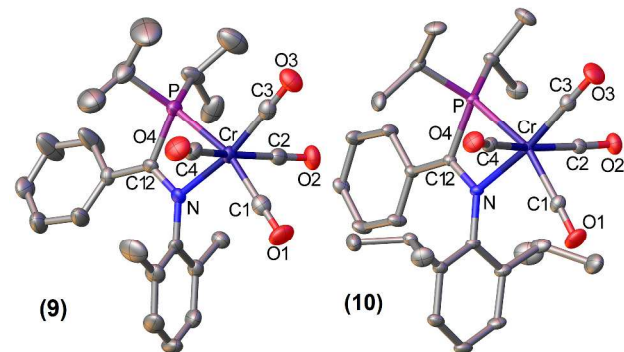


Figure 1. Molecular structures of complexes **9** (one of the two independent molecules) and **10** with thermal ellipsoids at the 50% probability level; H atoms are omitted for clarity. Selected bond distances (Å) and angles (°): [9] Cr-P, 2.385(2); Cr-N, 2.162(5); P-C12, 1.837(6); N-C12, 1.290(8); P-Cr-N, 65.64(14); P-C12-N, 103.0(4). [10] Cr-P, 2.3829(3); Cr-N, 2.1425(9); P-C12, 1.869(1); N-C12, 1.305(1); P-Cr-N, 65.79(2); P-C12-N, 100.48(6).

Ligands **1-8**, when combined with Cr(2-EH)₃ {2-EH = 2-ethylhexanoate} and MMAO-3A in methylcyclohexane (MCH) as solvent and ZnEt₂ as additive,²⁴ prove to be highly active catalysts for the oligo-/polymerization of ethylene (Table 1). Dialkylphosphanyl derivatives **5-8** perform much better than their diaryl counterparts **1-4**; polymer formation is significantly lower and activity is much higher for the former. Within the product liquid fraction all ligands show good selectivity towards selective tri-/tetramerization, although the dialkylphosphanyl variants again perform the best. An overall consideration of the data for **5-8**, reveals that the OTH ratio obtained shows a strong dependence upon the ligand steric bulk, with less bulky ligands giving more tetramerization, as might be expected.^{14,25} Ligands **3** and **4** with *ortho*-methoxyphenyl groups at phosphorus, both show a similar OTH ratio despite differing steric bulk. In this case a pendant coordination of the *ortho*-methoxy group most likely occurs to give tridentate coordination as has been observed previously in related systems,^{14b,26} and this presumably overrides other steric factors. A second run is included using ligand **6** that demonstrates, for comparison, catalysis in the absence of ZnEt₂ as additive. It will be noted that whilst the liquid fraction selectivity remains essentially unchanged, the polymer formation doubles, whilst the activity is somewhat reduced.

Table 1. Ethylene oligomerization results.^a

L	Rxn Time {min}	Prod. {kg/gCr}	Activity {kg/gCr/h}	1-C ₈ : 1-C ₆	Total 1-C ₆ +1-C ₈ {wt%} ^a	C ₄ {wt%} ^b (% 1-C ₄)	C ₆ {wt%} ^b (% 1-C ₆)	Cyc-C ₆ {wt%} ^b (% C ₆)	C ₈ {wt%} ^b (% 1-C ₈)	C ₁₀₋₁₄ {wt%} ^b	C ₁₅₊ {wt%} ^b	PE {wt%} ^c
1 ^d	60	84	84	1.0	65.6	0.9 (85.5)	50.8 (66.2)	13.8 (27.1)	34.4 (92.9)	3.6	10.3	72.2
2 ^d	60	133	133	1.8	79.7	1.1 (68.2)	32.4 (87.4)	3.5 (10.7)	54.0 (95.2)	5.1	7.4	74.5
3 ^d	64	93	87	0.7	87.2	1.0 (87.0)	54.1 (96.0)	0.9 (1.7)	38.5 (91.6)	2.7	3.7	84.4
4 ^d	168	191	68	0.7	96.2	0.2 (100)	57.4 (98.5)	0.8 (1.4)	40.1 (99.0)	1.1	1.2	60.2
5	200	1,639	491	1.7	96.7	0.0 (100)	36.4 (97.9)	0.8 (2.1)	61.2 (99.8)	2.1	0.2	9.8
6 ^e	64	2,950	2,799	0.2	96.2	0.0 (100)	83.8 (99.7)	0.2 (0.2)	12.6 (99.9)	3.5	0.0	1.6
6 ^f	88	2,874	1,964	0.2	96.7	0.0 (100)	81.9 (99.6)	0.3 (0.3)	15.2 (99.8)	2.9	0.0	3.6
7	139	1,562	672	0.0	97.0	0.0 (100)	94.0 (99.9)	0.0 (0.0)	3.0 (99.6)	2.7	0.3	6.5
8	173	2,293	797	0.0	97.9	0.0 (100)	97.3 (99.9)	0.0 (0.0)	0.6 (98.0)	2.0	0.1	16.4

General conditions: Cr(2-EH)₃ (1.25 μmol); 1.0 eq PCN ligand **1-8**; MMAO-3A (500 eq); ZnEt₂ (100 eq); MCH (283 mL); p(C₂H₄) 40 barg; 60 °C. ^a Full details of catalysis procedures, including ethylene uptake data, are available in the SI. The catalyst was active for the full duration of the reaction time. ^b wt% of liquid fraction. ^c wt% of total product. ^d p(C₂H₄) 45 barg. ^e Average of two runs – see SI for details and analysis. ^f No ZnEt₂.

Focusing on specific examples, ligands **7** and **8** favor trimerization with liquid fraction selectivities to 1-hexene of 93.9 and 97.2 wt%, making them some of the most selective systems known, although the polymer formation is slightly high.^{1,5} For ligand **6**, the activity and polymer formation are in the league of PNP-based catalysis; additionally the total formation of 1-hexene and 1-octene combined is exceptionally high at 96.2 wt% of the liquid fraction, which contrasts with the best PNP systems which deliver in the region of 80-89 wt%.²⁵ This high selectivity to saleable products results from a comparatively low level of formation of C₆-cyclic products and significantly reduced incorporation of primary products to form C₁₀₋₁₄ material.^{25,27} All of the systems examined here gave active catalysis for periods from 1-3 hours, allowing operation to the high catalyst productivities essential for potentially economic commercial operation.

In summary, we have reported a facile and convergent synthesis for 1-phospanyl methanimine (PCN) ligands, which should allow more widespread utilization of these deceptively simple ligands for coordination chemistry and catalysis. Furthermore, we have demonstrated their coordination chemistry with chromium, whilst exemplifying their potential in facilitating the selective tri-/tetramerization of ethylene with high activity. Depending upon the choice of substituent, selectivity may be tuned from high selectivity towards trimerization, through to mixed tri-/tetramerization

with exceptionally high selectivity to saleable 1-hexene and 1-octene products. Further studies to fully explore the potential of these ligands for selective oligomerization are in progress.

ASSOCIATED CONTENT

Supporting Information

Synthetic procedures, characterizing data, catalysis procedures, ethylene uptake data and crystallographic data in CIF format.

The Supporting Information is available free of charge via the Internet at <http://pubs.acs.org>.

AUTHOR INFORMATION

Corresponding Authors

* p.w.dyer@durham.ac.uk

* martin.hanton@eu.sasol.com

Notes

The authors declare no competing financial interests.

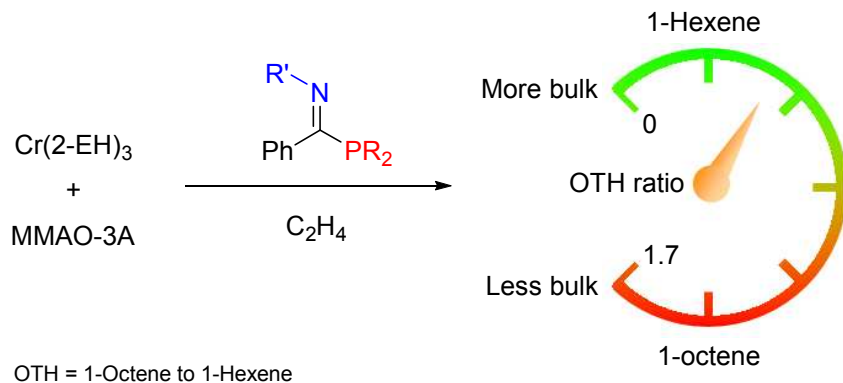
ACKNOWLEDGMENT

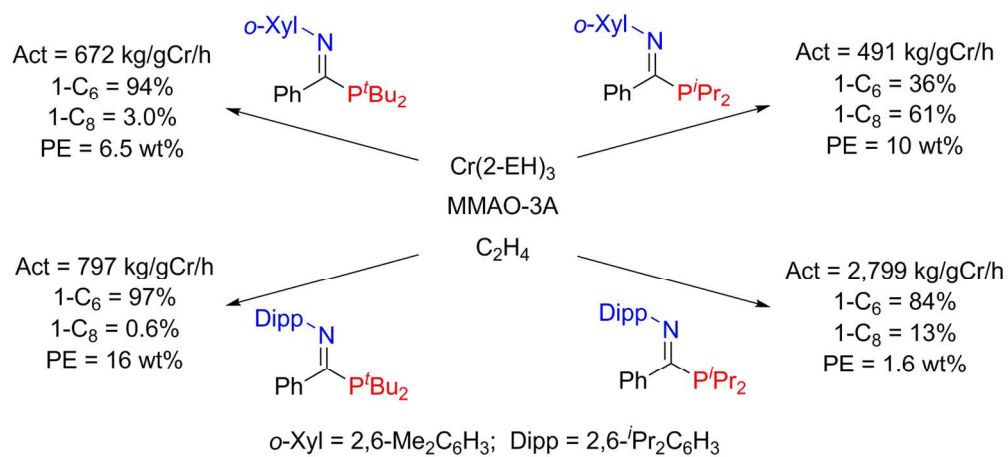
The authors would like to thank Sasol Technology, the EPSRC, and Durham University for funding and permission to publish this work.

REFERENCES

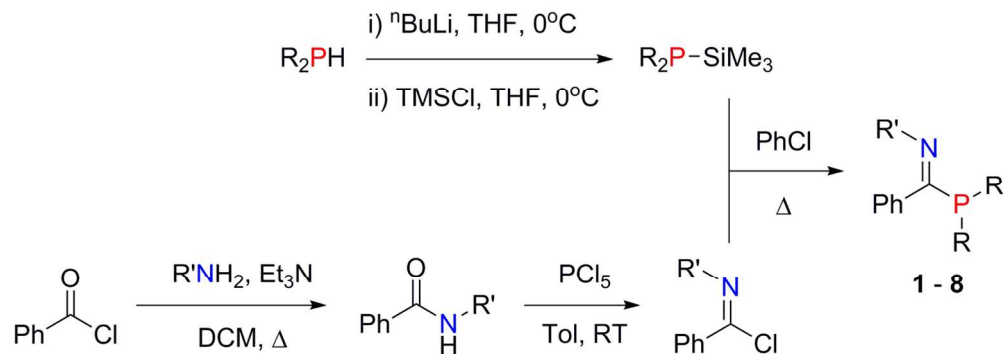
- (1) Dixon, J. T.; Green, M. J.; Hess, F. M.; Morgan, D. H. *J. Organomet. Chem.* **2004**, *689*, 3641-3668.
- (2) McGuinness, D. S. *Chem. Rev.* **2011**, *111*, 2321-2341.
- (3) Agapie, T. *Coord. Chem. Rev.* **2011**, *255*, 861-880.
- (4) van Leeuwen, P. W. N. M.; Clément, N. D.; Tschan, M. J. L. *Coord. Chem. Rev.* **2011**, *255*, 1499-1517.
- (5) Breuil, P.-A. R.; Magna, L.; Olivier-Bourbigou, H. *Catal. Lett.* **2015**, *145*, 173-192.
- (6) The Linde Group also announced in 2015 via press release, an intention to commercialize a process based upon PNPNH. (a) Peitz, S.; Peulecke, N.; Aluri, B. R.; Hansen, S.; Müller, B. H.; Spannenberg, A.; Rosenthal, U.; Al-Hazmi, M.; Mosa, F. M.; Wöhl, A.; Müller, W. *Eur. J. Inorg. Chem.*, **2010**, *8*, 1167-1171. (b) Müller, W.; Wöhl, A.; Peitz, S.; Peulecke, N.; Aluri, B. R.; Müller, B. H.; Heller, D.; Rosenthal, U.; Al-Hazmi, M. H.; Mosa, F. M. *Chem. Cat. Chem.*, **2010**, *2*, 1130-1142. (c) Peitz, S.; Peulecke, N.; Aluri, B. R.; Müller, B. H.; Spannenberg, A.; Rosenthal, U.; Al-Hazmi, M. H.; Mosa, F. M.; Wöhl, A.; Müller, W. *Chem. Eur. J.*, **2010**, *16*, 12127-12132. (d) Peulecke, N.; Müller, B. H.; Peitz, S.; Aluri, B. R.; Rosenthal, U.; Wöhl, A.; Müller, W.; Al-Hazmi, M. H.; Mosa, F. M. *Chem. Cat. Chem.*, **2010**, *2*, 1079-1081. (e) Müller, B. H.; Peulecke, N.; Peitz, S.; Aluri, B. R.; Rosenthal, U.; Al-Hazmi, M. H.; Mosa, F. M.; Wöhl, A.; Müller, W. *Chem. Eur. J.*, **2011**, *17*, 6935-6938. (f) Fritz, P. M.; Bölt, H.; Müller, B. H.; Winkler, F.; Wellenhofer, A.; Hapke, M.; Aliyev, V. O.; Peulecke, N.; Peitz, S.; Aluri, B. R.; Rosenthal, U.; Al-Hazmi, M. H.; Mosa, F. M.; Wöhl, A.; Müller, W. Linde AG/SABIC, WO 2009/006979 A2, **2009**. (g) Fritz, P. M.; Bölt, H.; Müller, B. H.; Winkler, F.; Wellenhofer, A.; Hapke, M.; Aliyev, V. O.; Peulecke, N.; Peitz, S.; Aluri, B. R.; Rosenthal, U.; Al-Hazmi, M. H.; Mosa, F. M.; Wöhl, A.; Müller, W. Linde AG/SABIC, WO 2009/121456 A1, **2009**.
- (7) Sydora, O. L.; Jones, T. C.; Small, B. L.; Nett, A. J.; Fischer, A. A.; Carney, M. J. *ACS Catal.* **2012**, *2*, 2452-2455.
- (8) Bryliakov, K. P.; Talsi, E. P. *Coord. Chem. Rev.* **2012**, *256*, 2994-3007.
- (9) (a) Briggs, J. R. *J. Chem. Soc., Chem. Commun.* **1989**, 674-675. (b) Emrich, R.; Heinemann, O.; Jolly, P. W.; Kruger, C.; G. P. J. Verhovnik, G. P. *J. Organometallics* **1997**, *16*, 1511-1513. (c) Meijboom, N.; Schaveien, C.; Orpen, A. G.; *Organometallics* **1990**, *9*, 774-782. (d) Agapie, T.; Schofer, S. J.; Labinger, J. A.; Bercaw, J. E. *J. Am. Chem. Soc.* **2004**, *125*, 1304-1305. (e) Overett, M. J.; Blann, K.; Bollmann, A.; Dixon, J. T.; Haasbroek, D.; Killian, E.; Maumela, H.; McGuinness, D. S.; Morgan, D. H. *J. Am. Chem. Soc.* **2005**, *127*, 10723-10730.
- (10) (a) Thapa, I.; Gambarotta, S.; Korobkov, I.; Duchateau, R.; Vadake Kulangara, S.; Chevalier, R. *Organometallics* **2010**, *29*, 4080-4089. (b) Albahily, K.; Koc, E.; Al-Baldawi, D.; Savard, D.; Gambarotta, S.; Burchell, T. J.; Duchateau, R. *Angew. Chem. Int. Ed.* **2008**, *47*, 5816-5819. (c) Jabri, A.; Crewdson, P.; Gambarotta, S.; Korobkov, I.; Duchateau, R. *Organometallics* **2006**, *25*, 715-718. (d) Jabri, A.; Temple, C.; Crewdson, P.; Gambarotta, S.; Korobkov, I.; Duchateau, R. *J. Am. Chem. Soc.* **2006**, *128*, 9238-9247.
- (11) (a) McDyre, L. E.; Hamilton, T.; Cavell, K. J.; Murphy, D. M.; Gabrielli, W. F.; Hanton, M. J.; Smith, D. M.; *Dalton Trans.*, **2010**, 39, 7792-7799. (b) Brückner, A.; Jabor, J. K.; McConnell, A. E. C.; Webb, P. B.; *Organometallics*, **2008**, *27*, 3849-3856. (c) Rabeah, J.; Bauer, M.; Baumann, W.; McConnell, A. E. C.; Gabrielli, W. F.; Webb, P. B.; Selent, D.; Brückner, A. *ACS Catal.*, **2013**, *3*, 95-102. (d) McDyre, L. E.; Carter, E.; Cavell, K. J.; Murphy, D. M.; Platts, J. A.; Hallett, A. J.; Gabrielli, W. F.; Hanton, M. J.; Smith, D. M. *Organometallics*, **2013**, *32*, 1924-1931. (e) McDyre, L. E.; Carter, E.; Cavell, K. J.; Murphy, D. M.; Platts, J. A.; Sampford, K.; Ward, B. D.; Gabrielli, W. F.; Hanton, M. J.; Smith, D. M. *Organometallics*, **2011**, *30*, 4505-4508.
- (12) (a) Gibson, V. C.; Redshaw, C.; Solan, G. A. *Chem. Rev.* **2007**, *107*, 1745-1776. (b) Skupińska, J. *Chem. Rev.* **1991**, *91*, 613-648.
- (13) Numerous trimerization catalysts are known that promote almost exclusively this mode, and hence give yields of 1-hexene in excess of 95%. In contrast, even the best tetramerization catalysts give a yield of 1-octene in the region of 70 %, with the remainder being ~20% 1-hexene, and 10% other products. Typically, yields of 1-octene are lower, and any catalyst that produces more 1-octene than 1-hexene may be considered a tetramerization system.
- (14) (a) Bollmann, A.; Blann, K.; Dixon, J. T.; Hess, F. M.; Killian, E.; Maumela, H.; McGuinness, D. S.; Morgan, D. H.; Neveling, A.; Otto, S.; Overett, M.; Slawin, A. M. Z.; Wasserscheid, P.; Kuhlmann, S. *J. Am. Chem. Soc.* **2004**, *126*, 14712-14713. (b) Overett, M. J.; Blann, K.; Bollmann, A.; Dixon, J. T.; Hess, F.; Killian, E.; Maumela, H.; Morgan, D. H.; Neveling, A.; Otto, S. *Chem. Comm.* **2005**, 622-624. (c) Blann, K.; Bollmann, A.; Dixon, J. T.; Hess, F. M.; Killian, E.; Maumela, H.; Morgan, D. H.; Neveling, A.; Otto, S.; Overett, M. J. *Chem. Comm.* **2005**, 620-621.
- (15) (a) Overett, M. J.; Blann, K.; Bollmann, A.; de Villiers, R.; Dixon, J. T.; Killian, E.; Maumela, M. C.; Maumela, H.; McGuinness, D. S.; Morgan, D. H.; Rucklidge, A.; Slawin, A. M. Z. *J. Mol. Cat. A: Chem.* **2008**, *283*, 114-119. (b) Zhang, J.; Wang, X.; Zhang, X.; Wu, W.; Zhang, G.; Xu, S.; Shi, M. *ACS Catal.* **2013**, *3*, 2311-2317.
- (16) Dulai, A.; de Bod, H.; Hanton, M. J.; Smith, D. M.; Downing, S.; Mansell, S. M.; Wass, D. F. *Organometallics* **2009**, *28*, 4613-4616.
- (17) Klemps, C.; Payet, E.; Magna, L.; Saussine, L.; F. Le Goff, X. F.; Le Floch, P. *Chem. Eur. J.* **2009**, *15*, 8259-8268.
- (18) Shaikh, Y.; Albahily, K.; Sutcliffe, M.; Fomitcheva, V.; Gambarotta, S.; Korobkov, I.; Duchateau, R. *Angew. Chem. Int. Ed.* **2012**, *51*, 1366-1369.
- (19) (a) Yang, Y.; Gurnham, J.; Liu, B.; Duchateau, R.; Gambarotta, S.; Korobkov, I. *Organometallics* **2014**, *33*, 5749-5757. (b) Shaikh, Y.; Gurnham, J.; Albahily, K.; Gambarotta, S.; Korobkov, I. *Organometallics* **2012**, *31*, 7427-7433. (c) Yang, Y.; Liu, Z.; Liu, B.; Duchateau R. *ACS Catal.* **2013**, *3*, 2353-2361.
- (20) (a) Issleib, K.; Schmidt, H.; Meyer, H. *J. Organomet. Chem.* **1978**, *160*, 47-57. (b) Walther, D.; Liesicke, S.; Fischer, R.; Görls, H.; Weston, J.; Batista, A. *Eur. J. Inorg. Chem.* **2003**, *24*, 4321-4331.
- (21) (a) van Dijk, T.; Burck, S.; Rong, M. K.; Rosenthal, A. J.; Nieger, M.; Sloatweg, J. C.; Lammertsma, K. *Angew. Chem. Int. Ed.* **2014**, *53*, 9068-9071. (b) van Dijk, T.; Burck, S.; Rosenthal, A. J.; Nieger, M.; Ehlers, A. W.; Sloatweg, J. C.; Lammertsma, K. *Chem. Eur. J.* **2015**, *21*, 9328-9331.
- (22) Sandorfy, C. In *Carbon-Nitrogen Double Bonds*; Patai, S., Ed.; John Wiley & Sons: London, U.K.; **1970**; pp 37-46.
- (23) (a) Rucklidge, A. J.; McGuinness, D. S.; Tooze, R. P.; Slawin, A. M. Z.; Pelletier, J. D. A.; Hanton, M. J.; Webb, P. B. *Organometallics* **2007**, *26*, 2782-2787. (b) Stennett, T. E.; Haddow, M. F.; Wass, D. F. *Organometallics* **2012**, *31*, 6960-6965.
- (24) The addition of dialkyl zinc reagents to selective oligomerization catalysts has been shown to reduce polymer formation, see for example: (a) Son K.-S.; Waymouth, R. M. *Organometallics* **2010**, *29*, 3515-3520. (b) Hanton, M. J.; Smith, D. M.; Gabrielli, W. F.; Kelly, M. W. WO/2011/048527 A1, Sasol Technology, **2011**.
- (25) Blann, K.; Bollmann, A.; de Bod, H.; Dixon, J. T.; Killian, E.; Nongodlwana, P.; Maumela, M. C.; Maumela, H.; McConnell, A. E.; Morgan, D. H.; Overett, M. J.; Prétorius, M.; Kuhlmann, S.; Wasserscheid, P. *J. Catal.* **2007**, *249*, 244-249.
- (26) (a) Carter, A.; Cohen, S. A.; Cooley, N. A.; Murphy, A.; Scutt, J.; Wass, D. F. *Chem. Comm.* **2002**, 858-859. (b) Schofer, S. J.; Day, M. W.; Henling, L. M.; Labinger, J. A.; Bercaw, J. E. *Organometallics* **2006**, *25*, 2743-2749.
- (27) The incorporation of 1-hexene and 1-octene into further tri-/tetramerization cycles to form branched C₁₀₋₁₄ products is well documented. However, this incorporation is highly dependent upon the standing concentration of 1-hexene and 1-octene present in the reaction, and is hence strongly influenced by the product to solvent (P:S) ratio to which catalysis is operated. The catalysis herein, and that to which it is compared, was all operated to a P:S ratio in the region of 1:1.

1-Phosphanyl methanimine ligands, $R_2P-C(Ph)=NR'$, may be prepared *via* a modular, convergent synthesis in good overall yield. Coordination chemistry studies with chromium confirm the ligands bind in a bidentate κ^2-P,N mode. In combination with a chromium source and an activator, these ligands promote the selective oligomerization of ethylene to 1-hexene and 1-octene with high activity. Notably, an exceptionally high liquid fraction selectivity to saleable products (1-hexene + 1-octene) is observed (>95%) along with a potent ligand dependence, such that selectivity can be varied from pure trimerization through tetramerization with a 1-octene to 1-hexene (OTH) ratio of 1.7.



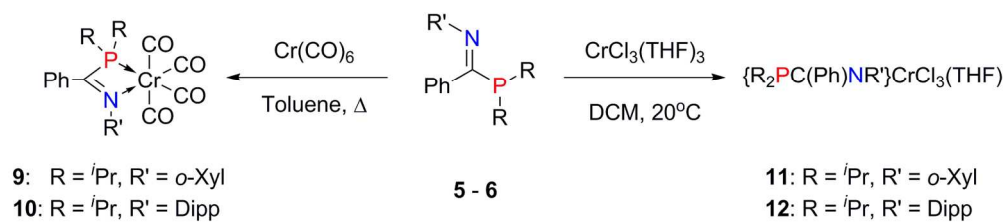


Scheme 1. The tunable oligomerization selectivity achievable with PCN ligands.
147x66mm (300 x 300 DPI)

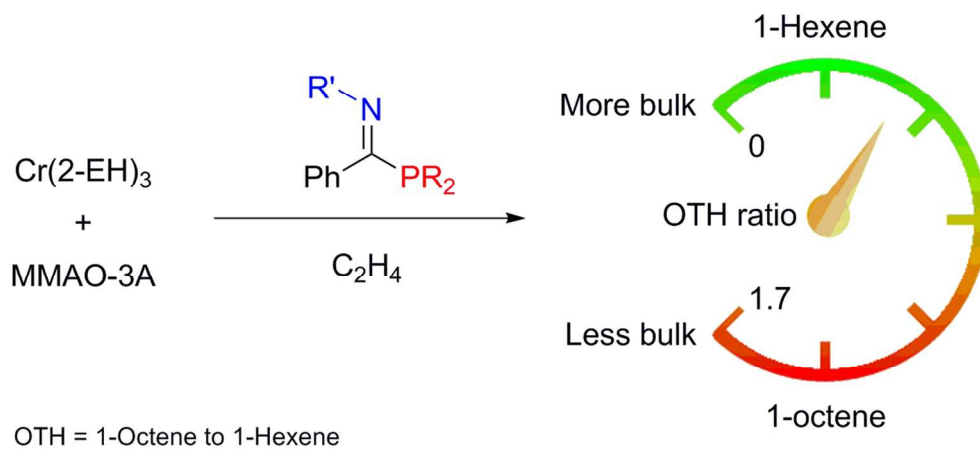


- 1:** R = Ph, R' = *o*-Xyl
2: R = Ph, R' = Dipp
3: R = 2-OMe-C₆H₄, R' = *o*-Xyl
4: R = 2-OMe-C₆H₄, R' = Dipp
5: R = *i*Pr, R' = *o*-Xyl
6: R = *i*Pr, R' = Dipp
7: R = *t*Bu, R' = *o*-Xyl
8: R = *t*Bu, R' = Dipp

Scheme 2. The convergent, modular synthesis of PCN ligands.
135x75mm (300 x 300 DPI)



Scheme 3. The synthesis of chromium PCN complexes.
159x35mm (300 x 300 DPI)



113x51mm (300 x 300 DPI)