

Photoinduced Synthesis of Dibenzofurans. Intramolecular and Intermolecular Comparative Methodologies.

Patricia Camargo Solórzano, Federico Brigante, Adriana Beatriz Pierini, and Liliana Beatriz Jimenez

J. Org. Chem., **Just Accepted Manuscript** • DOI: 10.1021/acs.joc.8b00742 • Publication Date (Web): 01 Jun 2018

Downloaded from <http://pubs.acs.org> on June 1, 2018

Just Accepted

“Just Accepted” manuscripts have been peer-reviewed and accepted for publication. They are posted online prior to technical editing, formatting for publication and author proofing. The American Chemical Society provides “Just Accepted” as a service to the research community to expedite the dissemination of scientific material as soon as possible after acceptance. “Just Accepted” manuscripts appear in full in PDF format accompanied by an HTML abstract. “Just Accepted” manuscripts have been fully peer reviewed, but should not be considered the official version of record. They are citable by the Digital Object Identifier (DOI®). “Just Accepted” is an optional service offered to authors. Therefore, the “Just Accepted” Web site may not include all articles that will be published in the journal. After a manuscript is technically edited and formatted, it will be removed from the “Just Accepted” Web site and published as an ASAP article. Note that technical editing may introduce minor changes to the manuscript text and/or graphics which could affect content, and all legal disclaimers and ethical guidelines that apply to the journal pertain. ACS cannot be held responsible for errors or consequences arising from the use of information contained in these “Just Accepted” manuscripts.



1
2
3 **Photoinduced Synthesis of Dibenzofurans.**
4
5
6
7 **Intramolecular and Intermolecular**
8
9
10
11 **Comparative Methodologies**
12
13
14
15
16
17
18
19

20 *Patricia Camargo Solórzano, Federico Brigante, Adriana B. Pierini,[†]*
21
22

23
24 *Liliana B. Jimenez**
25
26
27
28
29

30
31 INFIQC, Departamento de Química Orgánica, Facultad de Ciencias Químicas, Universidad Nacional
32
33 de Córdoba, Ciudad Universitaria, X5000HUA, Córdoba, Argentina.
34
35
36
37

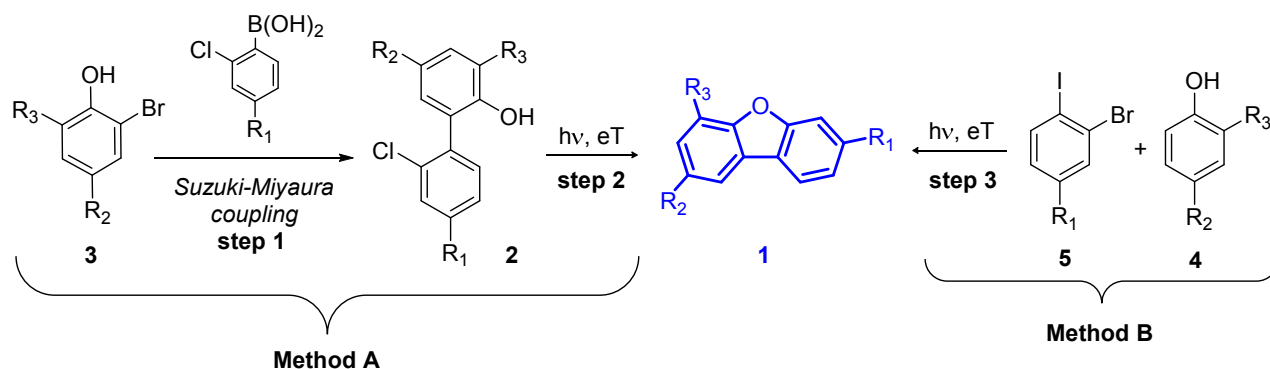
38
39 **RECEIVED DATE (to be automatically inserted after your manuscript is accepted if required**
40
41 **according to the journal that you are submitting your paper to)**
42
43

44 CORRESPONDING AUTHOR FOOTNOTE (Phone number: (+54) 351-5353867 int.53330, e-mail:
45
46 ljimenez@fcq.unc.edu.ar)
47
48
49
50
51

52
53 [†]*Prof. Adriana B. Pierini deceased on 29th of July, 2016*
54
55
56
57
58
59
60

1
2
3
4
5
6
7
8
9
10
11
12
13
14
15
16
17
18
19
20
21
22
23
24

GRAPHICAL ABSTRACT



25
26
27

ABSTRACT

28
29
30
31
32
33
34
35
36
37
38
39
40
41
42
43
44
45
46
47
48
49
50
51
52
53
54
55
56
57
58
59
60

The $S_{RN}1$ reaction has been used as a powerful tool for the synthesis of heterocycles, only few studies about photoinduced intramolecular cyclization to generate a new C-O bond by a radical pathway have been reported. This work introduces two strategies for the synthesis of substituted dibenzofurans by electron transfer (eT) reactions. The first one is a three-step process that comprises bromination of *o*-arylphenols, Suzuki-Miyaura cross-coupling and photoinduced cyclization in order to obtain the above-mentioned products. The second one is a metal-free procedure and does not require any photocatalyst. Different solvents were tested and the yields ranged from low to moderate. A comparison was established between both methodologies showing the second one is the most suitable for the synthesis of dibenzofurans.

INTRODUCTION

The dibenzofuran nucleus provides chemical characteristics that enable it to position itself as a versatile molecule in different fields of chemical research. Different potential applications have been studied such as anticancer,^{1,2} antioxidant,³ antibacterial⁴⁻⁷ and as enzyme inhibitors.^{8,9} In addition, substituted dibenzofurans have been used in the development of OLED.¹⁰

Due to its promising activity in the development of optoelectronic materials and their intriguing biological properties, in the last decade, the chemical synthetic community has focused on improving the methodologies that allow to access to the substituted dibenzofuran nucleus. The synthetic approaches to prepare dibenzofurans can be classified into two main categories. One involves the construction of the dibenzofuran from diaryl ethers.¹¹⁻¹³ The mechanism proposed for the formation of the new C-C bond proceeds through three sequential steps, in the presence of Pd,^{14,15} Rh¹⁶ or Ag.¹⁷

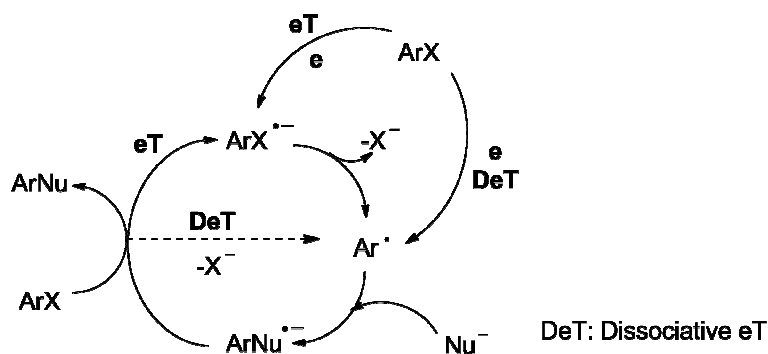
The second category refers to the intramolecular *o*-arylation of 2-arylphenols. This method is mainly based on the activation of C-H bonds catalyzed by Pd¹⁸⁻²¹ or Cu²² and a subsequent intramolecular etherification. The last step can also be achieved by starting from 2'-halo-arylphenols.^{23,24} Moreover, a few examples are reported where dibenzofurans are generated from 2'-halo-arylphenols in metal-free conditions, employing light or high temperatures. An example is the synthesis of naphtho[1,2-*b*]benzofuran, which was reported by photocyclization of 1-(2-chlorophenoxy)naphthalene.²⁵ Furthermore, intramolecular O-/N-arylations afford dibenzofurans and carbazoles respectively by a typical S_NAr pathway, in presence of potassium-*tert*-butoxide and high temperatures.²⁰ Recently, a combination of *in situ* diazotization and a later photocatalytic process promoted by a photosensitizer was reported for the synthesis of dibenzofurans from 2-(2'-aminoaryl)phenols. These substrates were synthesized previously by C-H bond activation mainly, using metal catalysts as Pd or Ni.²⁶

In the last years, a third approach has emerged, in which the synthesis of dibenzofurans is planned from simpler substrates and all together react in a one-pot methodology. This is the case of a Michael-

oxidation-oxa-Michael reaction sequence to obtain dibenzo[*b,d*]furan scaffolds from the binding of substituted phenols and *o*-benzoquinones.²⁷ The construction of dibenzofuran from 6-diazo-2-cyclohexenone and *o*-haliodobenzene in a one-pot synthesis has also been developed. In this case, the process involves two metal-catalyzed cross-coupling reactions.²⁸

However, up to now the great majority of the synthetic methods used present drawbacks such as high temperatures, use of transition metals, tedious procedures and extensive reaction times.

On the other hand, radical synthesis has proved to be an advantageous alternative in comparison with other mechanisms due to shorter reaction times, simpler methodologies and also involves a synthetic route free of heavy metals.²⁹ In particular, the radical nucleophilic substitution mechanism ($S_{RN}1$) is a chain process that involves radicals and radical anions as intermediates.^{30,31} The initiation step is an electron transfer (eT) from a suitable donor (e.g., the nucleophile) to afford the radical anion of the substrate ($ArX\bullet^-$) as shown in Scheme 1.



Scheme 1. $S_{RN}1$ mechanism

This process can be induced by light, inorganic salts, electrochemically, by solvated electrons or thermally (spontaneous reactions). The $S_{RN}1$ mechanism offers the possibility of achieving substitution in compounds that are non-reactive under classical nucleophilic substitutions, is also compatible with many substituents and in addition, several nucleophiles such as carbanions and heteroatomic anions can be used to form new C-C or C-heteroatom bonds with good yields respectively. The scope of this

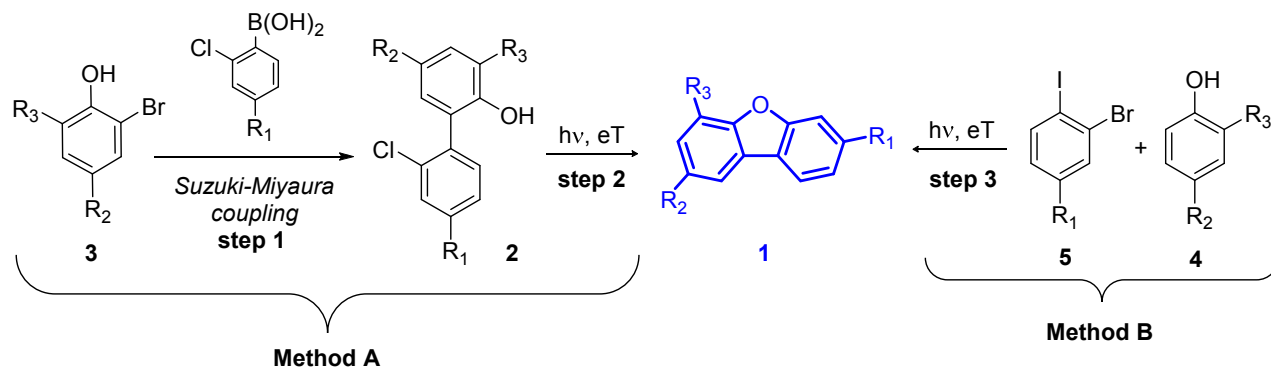
1
2 process has increased considerably and currently serves as an important synthetic route for different
3
4 types of compounds.^{30,31}
5

6 The S_{RN1} mechanism has clearly manifested to be useful for obtaining heterocyclic compounds.³²
7
8 Recently, the S_{RN1} reaction was applied to form new C-C bonds in the synthesis of heterocycles such
9
10 as phenanthridines and benzophenanthridines,³³ phenanthrolines,³⁴ 1-phenyl-1-oxazolyl-indane
11
12 derivatives,³⁵ cyclopenta-oxazolo-isoquinolin-6-ones³⁶ carbazoles and carbolines,^{37,38} pyrrole, indole,
13
14 and pyrazole fused azaheterocycles.³⁹ The formation of C-heteroatom bonds is also reported as a
15
16 consequence of an intramolecular cyclization to generate compounds such as 9*H*-carbazoles,⁴⁰ among
17
18 others. Although, the intramolecular reaction S_{RN1} has been shown to be a powerful tool for the
19
20 synthesis of heterocycles, only few reports about photoinduced intramolecular cyclization to generate a
21
22 new C-O bond by a radical pathway have been found. Benzoxazoles from pyrrole-2-carboxamide or
23
24 indole-2-carboxamide,⁴¹ naphtho[2,1-*b*]benzofurans from the photostimulated reaction between *o*-
25
26 bromiodobenzene and the 2-naphthoxide ion⁴² and phenanthro[9,10-*b*]benzofuran from the *o*-
27
28 dihalobenzene and the anion of phenanthren-9-ol.⁴³
29
30
31
32
33

34 Therefore, we were interested in developing a complementary approach to have access to the
35
36 dibenzofuran framework by photostimulated eT reactions. Two synthetic pathways were studied to
37
38 obtain the same substituted dibenzofuran. In the first one, substituted *o*-arylphenols were used and, in
39
40 the second pathway, substituted phenols and *o*-dihalobenzene react in a one-pot method for the
41
42 synthesis of dibenzofurans.
43
44

45 In the present work we first carried out the construction of 2'-chloro-3-R₃-5-R₂-[1,1'-biphenyl]-2-ol
46
47 (**2**, R: substituent), which both, leaving group and nucleophile, are located within the same molecule
48
49 (step 1, Method A in Scheme 2). In a second phase, the formation of a new C-O bond by a
50
51 photoinduced intramolecular reaction of **2**, to give the corresponding substituted dibenzofurans (**1**) was
52
53 studied as a key step (step 2, Method A in Scheme 2). On the other hand, the development of a one-pot
54
55
56
57
58
59
60

methodology involving the photoinduced $S_{RN}1$ process to obtain **1** was also studied. This is the reaction between 2-bromo-1-iodo-4- R_1 benzene (**5**) and the substituted phenol **4** (step 3, Method B in Scheme 2).



Scheme 2. Synthesis of substituted dibenzofurans by electron transfer reactions.

RESULTS AND DISCUSSION

Method A:

1. Synthesis of substituted 2'-chloro-3- R_3 -5- R_2 -[1,1'-biphenyl]-2-ol (**2**) compounds (step 1, Method A)

Substituted 2-halo-phenylphenols were prepared by a cross-coupling Suzuki-Miyaura reaction⁴⁴⁻⁴⁶ from 2-chlorophenylboronic acid and *p*-substituted *o*-brominated phenols (**3**) as substrates. Compounds **2a-d** were synthesized employing PPh_3 as ligand⁴⁷⁻⁴⁹ and a palladium source such as $Pd(OAc)_2$ or $Pd(dba)_2$. Instead, Pd/C was used for the synthesis of compounds **2e-h** and no ligand was taken into account (Table 1). It is noteworthy that several reaction conditions were carried out changing the solvent, ligands or bases with the objective of improving yields of the Suzuki-Miyaura cross coupling products.

1
2 K_3PO_4 were added. Heating was performed by MW^{50,51} at 150°C for the specific time in atmosphere of N_2 .^c 1
3 equiv of *o*-iodophenol was used as substrate. ^d For the method B: solvent: H_2O (5 mL). It was used a 6% of
4 NBu_4Br . $T = 80^\circ C$. ^e It was used 2-chloro-4-methylphenylboronic acid ($R_1 = CH_3$).
5
6
7

8 Regardless of the methodology used, 2,2'-dichloro-1,1'-biphenyl was observed as a byproduct from
9
10 the homocoupling of boronic acid.^{1,52} *o*-Bromophenols with electron withdrawing groups (EWG) as
11 substituents, such as **3d** and **3g** (Table 1, entries 4 and 7), gave the lowest yields of this set of reactions,
12
13 **2d** and **2g** respectively.
14
15

16
17 On the other hand, substituted phenols with electron donating groups (EDG) showed better yields
18 such as products **2b** and **2e** (Table 1, entries 2 and 5). The exceptions are products **2c** and **2f**, which
19
20 were obtained with low yields.
21
22

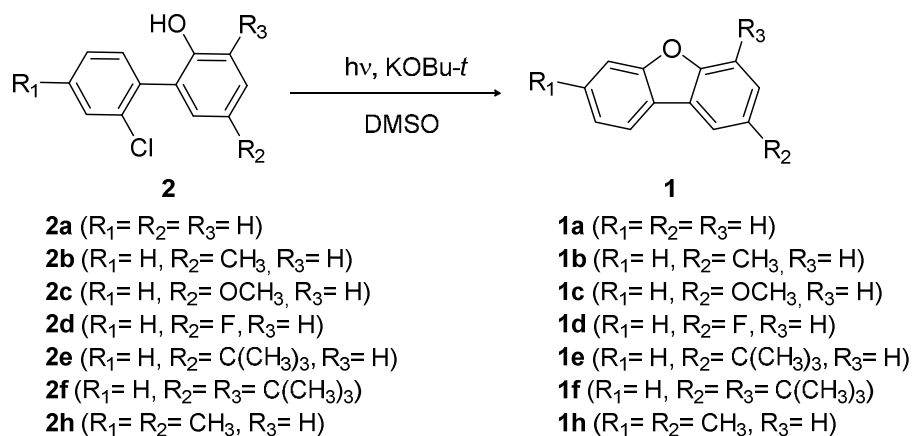
23
24 In many cases, the electronic effects have been used to rationalize different reactivity of haloarenes
25 in cross-coupling reactions, such as the Suzuki-Miyaura one, which is important for the regioselective
26 transformations of polyhalogenated aromatic compounds.⁵³⁻⁵⁶ On the other hand, Fauvarque et al.⁵⁷
27 proposed an analogy between aromatic nucleophilic substitution (S_NAr) and the oxidative addition of
28 transition metals to the C-halogen bond of haloarenes. They postulated that brominated phenols would
29 behave as nucleophiles, and that their performance would be determined by the inductive effect, charge
30 effect or steric hindrance that each substituent could contribute on the molecule.
31
32

33
34 For the phenol **3c**, the presence of the methoxy group could generate an inductive effect on the
35 molecule, converting it into a deficient substrate (analogy with a weak nucleophile) to the oxidative
36 addition step with palladium. Otherwise, the presence of the two *t*-butyl groups in **3f**, would generate a
37 difficulty to the oxidative addition step by steric hindrance, decreasing the yield of **2f**.
38
39

40
41 Product **2g** was evidenced by GC-MS in the reaction mixture. It was isolated in very low quantity,
42
43 enough just to characterize it by NMR.
44
45
46
47
48

2. Synthesis of substituted dibenzofurans (**1**) by photoinduced intramolecular reaction (step 2, method A)

The substrates (**2a-h**) were then engaged in the $S_{RN}1$ reaction in order to achieve the synthesis of the substituted dibenzofurans was further explored (Scheme 4). The results are presented in Table 2.



Scheme 4. Photostimulated intramolecular reaction of substituted 2'-chloro-[1,1'-biphenyl]-2-ols

(2).

Table 2. Photostimulated intramolecular reaction of substituted 2'-chloro-[1,1'-biphenyl]-2-ol (**2**) in DMSO.^a

Entry	2	1 (% isolated yield)	Conversion (%)
1 ^b	2a (R ₁ = R ₂ = R ₃ = H)	1a (89)	93
2	2a (R ₁ = R ₂ = R ₃ = H)	1a (84)	88
3 ^c	2a (R ₁ = R ₂ = R ₃ = H)	1a (38)	55
4 ^d	2a (R ₁ = R ₂ = R ₃ = H)	1a --	--
5 ^e	2a (R ₁ = R ₂ = R ₃ = H)	1a --	--
6 ^f	2a (R ₁ = R ₂ = R ₃ = H)	1a (53)	60
7	2b (R ₁ =H, R ₂ = CH ₃ , R ₃ = H)	1b (51)	90
8	2c (R ₁ =H, R ₂ = OCH ₃ , R ₃ = H)	1c (49)	73
9	2d (R ₁ =H, R ₂ = F, R ₃ = H)	1d (60)	92
10	2e (R ₁ = H, R ₂ = C(CH ₃) ₃ , R ₃ = H)	1e (67)	84
11	2f (R ₁ = H, R ₂ = R ₃ = C(CH ₃) ₃)	1f (50)	84
12	2h (R ₁ = R ₂ = CH ₃ , R ₃ = H)	1h (78)	79

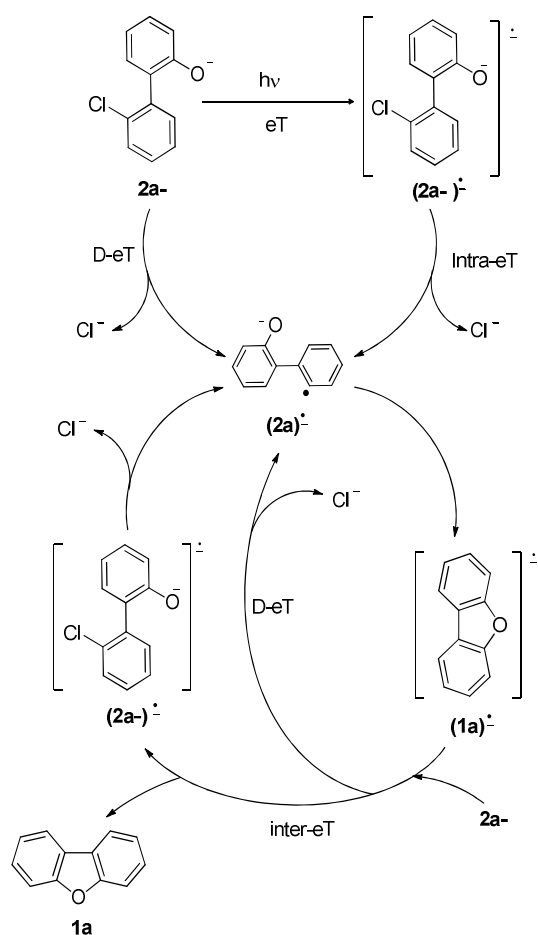
^a [2]= 50 mM, [KOBu-*t*]= 0.1 M. Irradiation time= 3 h, N₂ atmosphere. Conversion was determined potentiometrically by titration of chloride anions with AgNO₃. ^b The reaction was carried out in 60 mL of NH₃(l) (-33 °C), [2a]= 4 mM, [KOBu-*t*]= 8 mM ^c Irradiation time= 2 h. ^d Absence of light. ^e In the absence of KOBu-*t*. ^f Addition of 30 mol% of *m*-DNB respect to **2a**.

After 180 min of irradiation, the reaction of 2'-chloro-[1,1'-bifenil]-2-ol (**1a**) in liquid ammonia with excess of KOBu-*t* (2 equiv) afforded the dibenzofuran (**1a**) in 89% yield (Table 2, entry 1). A similar result was obtained in DMSO as solvent (Table 2, entry 2). As the yields of **1a** have no significant difference with the change of the solvent, DMSO was preferred to simplify the experimental set-up.

Monosubstituted and disubstituted dibenzofurans **1b-h** were obtained in moderate to good yields using **2b-2h**. Quantification of chloride ion informs about the conversion of the substrate. The reduced product was evidenced only in traces in some of the reactions, which is obtained from the hydrogen atom abstraction by the radical (**2a**[•]), usually from the solvent. In general, the conversions are very good for all substrates studied.

There was no reaction under dark conditions (in absence of light), which excludes a benzyne mechanism (Table 2, entry 4). The effect of the base was evaluated by carrying out the photostimulated reaction in the absence of KOBu-*t* (Table 2, entry 5) and no product **2a** was observed. It is necessary to have the anion form of the substrate for the mechanism success. Also, the photostimulated reaction was partially inhibited when adding 30 mol% of *m*-dinitrobenzene (*m*-DNB), a strong electron-acceptor (Table 2, entry 6), which would indicate the presence of radical anions in the reaction mechanism.

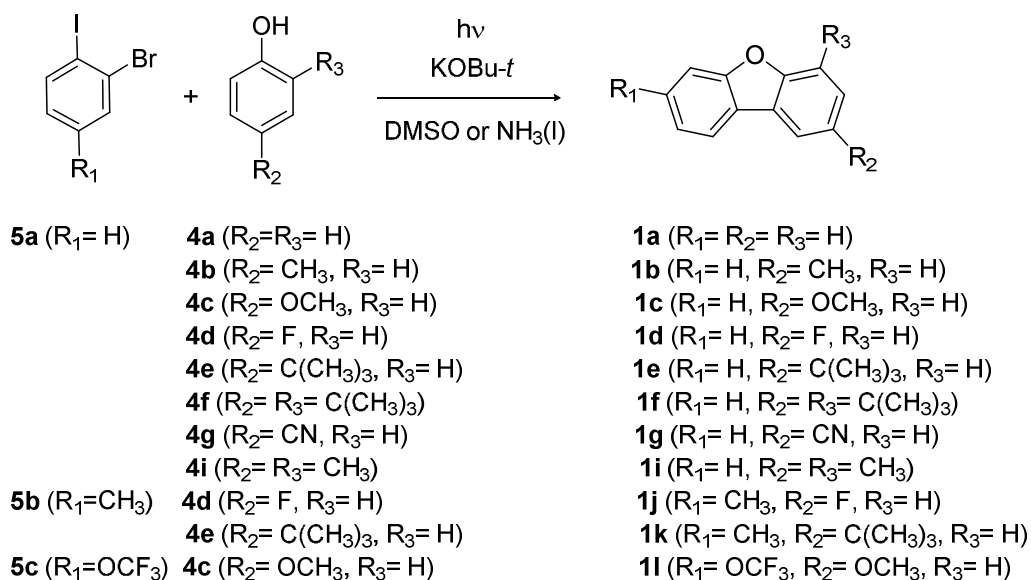
The results suggest that the formation of the new C-O bond occurs through eT reactions with radicals and radical anions as intermediates. The formation of the dibenzofuran **1a** via the nucleophilic radical substitution mechanism S_{RN}1 (scheme 5).



Scheme 5. Mechanism proposed for the synthesis of dibenzofuran **1a** by a photoinduced intramolecular S_{RN}1 reaction.

Method B:*- Synthesis of substituted dibenzofurans by photoinduced intermolecular reaction*

In order to explore deeper the synthesis of dibenzofurans by reactions that are free of heavy metals, a one-pot methodology was proposed to obtain substituted dibenzofurans following a bimolecular coupling between *p*-substituted phenols and 2-bromo-1-iodo-4- R_1 benzene under $S_{RN}1$ conditions (scheme 6).

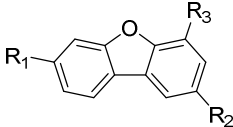


Scheme 6. Synthesis of substituted dibenzofurans (**1**) by photostimulated nucleophilic substitution of 2-bromo-1-iodo-4- R_1 benzene (**5**) with substituted phenols (**4**).

The reaction conditions and optimization were explored with **4e** as a model substrate.⁵⁸ When reaction of **4e** with 2-bromoiodobenzene (**5a**) was carried out for 3 hours, in liquid ammonia as solvent, the corresponding dibenzofuran **1e** (15% yield) was obtained. When the irradiation time has increased to 6 h, the yield of **1e** was improved (55%, Table 3, entry 5). Both results obtained for the yield of **1e** are similar in DMSO and $NH_3(l)$, 52% and 55% respectively, (Table 3, entries 1 and 5).

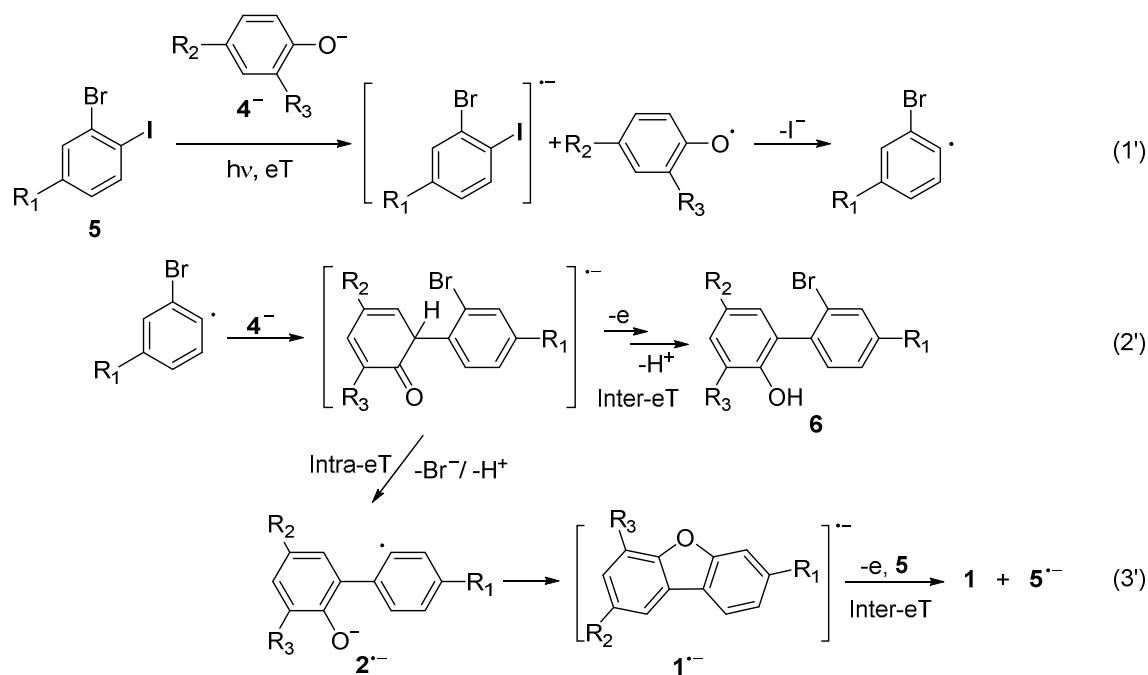
Aromatic or benzyne mechanisms were discarded because no reaction took place in absence of light. The yield of **1e** was lower when 30 mol% of *m*-DNB was added (18%, Table 3, entries 2 and 4) suggesting the participation of radical anions as intermediates. These last experiments are good evidence of a S_{RN}1 type mechanism.

Table 3. Photostimulated nucleophilic substitution of *p*-substituted phenols (**4**) with 2-bromo-1-iodo-4-R₁benzene (**5**).^a

Entry	5	4	Reaction time (h)	 1 (% isolated yield)	I ⁻ (%)	Br ⁻ (%)
1	5a (R ₁ = H)	4e (R ₂ = C(CH ₃) ₃ , R ₃ = H)	6	1e (52)	75	69
2 ^b		4e (R ₂ = C(CH ₃) ₃ , R ₃ = H)	6	--	--	--
3 ^c		4e (R ₂ = C(CH ₃) ₃ , R ₃ = H)	6	--	--	--
4 ^d		4e (R ₂ = C(CH ₃) ₃ , R ₃ = H)	2	1e (18)	77	20
5 ^e		4e (R ₂ = C(CH ₃) ₃ , R ₃ = H)	6	1e (55)	79	76
6 ^f		4a (R ₂ = R ₃ = H)	4	1a (20)	93	74
7		4b (R ₂ = CH ₃ , R ₃ = H)	6	1b (57)	88	69
8		4c (R ₂ = OCH ₃ , R ₃ = H)	4	1c (40)	99	96
9		4d (R ₂ = F, R ₃ = H)	7	1d (15)	20	15
10		4f (R ₂ = R ₃ = C(CH ₃) ₃)	6	1f (40)	98	70
11		4g (R ₂ = CN, R ₃ = H)	8	1g (31)	65	32
12		4i (R ₂ = R ₃ = CH ₃)	6	1i (47)	92	49
13 ^e	5b (R ₁ = CH ₃)	4d (R ₂ = F, R ₃ = H)	6	1j (64)	99	92
14		4e (R ₂ = C(CH ₃) ₃ , R ₃ = H)	6	1k (43)	87	80
15 ^e	5c (R ₁ = OCF ₃)	4c (R ₂ = OCH ₃ , R ₃ = H)	6	1l (48)	81	54

^a [5] = 50 mM, [4] = 0.15 M, [KOBu-*t*] = 0.15 M, N₂ atmosphere. Halide ions were determined potentiometrically by titration with AgNO₃. Bromobenzene, benzene and 2-bromiodobenzene were found as byproducts but they were not quantified. ^b Absence of light. ^c In the absence of KOBu-*t*. ^d 30 mol % of *m*-DNB was added. ^e NH₃(l) as solvent, [5] = 2 mM, [4] = 6 mM, [KOBu-*t*] = 6 mM. ^f Traces of [1,1'-biphenyl]-4-ol was detected by CG-MS.

The mechanism proposed for the synthesis of products **1** by the bimolecular pathway is shown in Scheme 7. As can be seen, the 2-bromophenyl radical generated in step 1' may couple at the *ortho*-C respecting to the C-O bond of the substituted phenolate ion to finally generate the monosubstituted product with retention of the bromine atom **6** (step 2'). On the other hand, fragmentation of the C-Br bond by intramolecular eT (intra-eT) and later deprotonation affords the radical anion intermediate **2**^{•-}, which by an intramolecular cyclization finally produces the substituted dibenzofuran **1** (step 3').



Scheme 7. Mechanism proposed to obtain dibenzofurans by a bimolecular mechanism type $S_{RN}1$.

The aim to extend this one-pot methodology for the synthesis of monosubstituted dibenzofurans was evaluated using different *p*-substituted phenols (**4**) with 2-bromo-1-iodobenzene (**5a**), (Table 3, entry 5-9 and 11). The yields ranged from low to moderate. It was observed that reactions with phenols **4d** and **4g**, having a EWG as substituent, give lower yields of their products **1d** and **1g** respectively, than the phenols with EDG substituents employed. This is in agreement with previous studies where it was shown that, under electrochemical or photostimulated initiation, the substitution yields on arylated

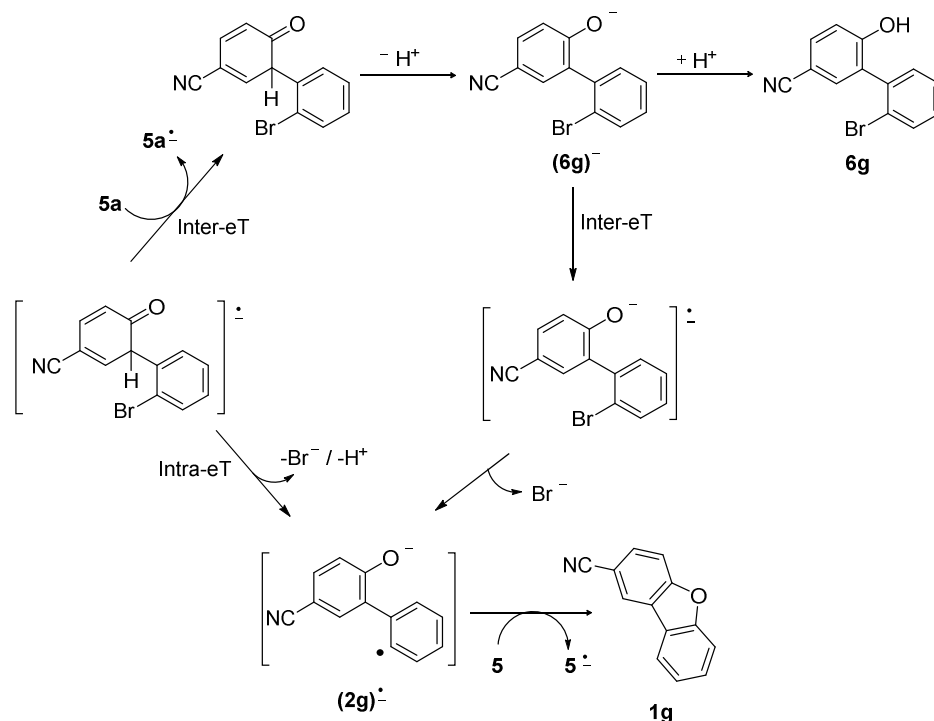
1
2 substrates increase when the phenoxy ion has electron donor groups as substituents such as *p*-OCH₃ or
3
4 2,4-di-C(CH₃)₃.⁵⁹⁻⁶²
5

6 In the same way, it can be assumed that EWG located at the *para* position in the phenol generates a
7
8 lower reactivity of the phenoxy anion by converting it into a less reactive nucleophile. For this type of
9
10 phenols, the coupling reaction between the nucleophile and the substrate radical and the eT from the
11
12 radical anion of the substitution product towards the substrate become the crucial steps. When these
13
14 steps are not efficient, the chain will be short or even non-existent and the scope of substitution will
15
16 fail.³⁰ Therefore, for these cases it is necessary that the chain restarts constantly; which means longer
17
18 irradiation times. This was also observed experimentally, products **1d** and **1g** required higher times of
19
20 photostimulation. This was also observed experimentally, products **1d** and **1g** required higher times of
21
22 photostimulation.
23

24
25 The quantification of Γ indicates the generation of the radical anion of substrate **5a** and its
26
27 subsequent mesolytic fragmentation and it seems to be efficient under this methodology. This is also
28
29 confirmed because the main byproducts found were benzene and bromobenzene for all reactions
30
31 (compounds resulting from H atom abstraction).
32

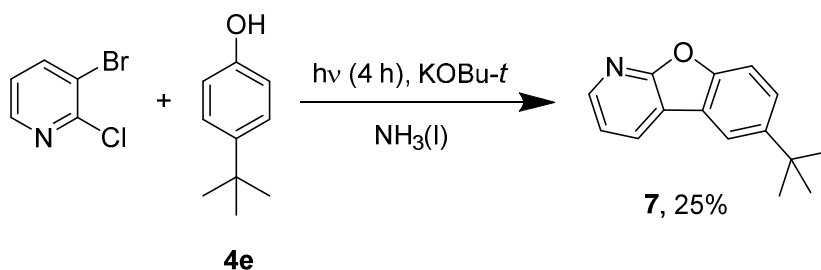
33
34 The monosubstitution compound with the second halogen retention was not observed as a
35
36 byproduct, except in the reaction of phenol **4d** (traces) and **4g**. For this last particular case, **1g** and **6g**
37
38 were found as reaction products. This can be explained by an intermolecular eT after the first
39
40 substitution (step 2', scheme 7) competing with the intramolecular eT to give the final cyclized product
41
42 (step 3', scheme 7). The ratio between monosubstituted and cyclized product depends on the relative
43
44 rate constants for both intra-eT and inter-eT pathways.^{30,63} It was observed the 2'-bromo-6-hydroxy-
45
46 [1,1'-biphenyl]-3-carbonitrile (**6g**) compound as an intermediate in the formation of the cyclized
47
48 product **1g** (scheme 8).⁶⁴
49
50
51
52
53
54
55
56
57
58
59
60

By the other hand, the intra-eT could also occur simultaneously and lead to the formation of **1g** through the intermediary of **(2g)^{•-}**.



Scheme 8. Mechanism proposed for the formation of the compound dibenzo[*b,d*]furan-2-carbonitrile **1g**.

Phenols **4f** and **4i** generate disubstituted dibenzofurans **1f** and **1i** in moderate yields, 40 and 47 % respectively. Moreover, the disubstitution in the dibenzofuran can be in both aromatic rings by changing the substrate to a substituted *o*-dihalobenzene. Dibenzofurans **1j-l** were obtained in moderate yields following the same experimental procedure, from substrates **5b** and **5c** (Table 3, entries 13-15). The versatility of this methodology is also demonstrated by the use of an *o*-dihaloheterocycle as substrate. 6-(*tert*-Butyl)benzofuro[2,3-*b*]pyridine (**7**) was obtained in 25 % isolated yield when the reaction between 3-bromo-2-chloropyridine and 4-(*tert*-butyl)phenol (**4e**) was carried out as shown in Scheme 9.



11
12
13
14
15
16
17
18
19
20
21
22
23
24
25
26
27
28
29
30

Scheme 9. Synthesis of 6-(*tert*-Butyl)benzofuro[2,3-*b*]pyridine (**7**) by photostimulated nucleophilic substitution of 3-bromo-2-chloropyridine with **4e**.

31
32
33
34
35
36
37
38
39
40
41
42
43
44
45
46
47
48
49
50
51
52
53

Finally, a comparison of the yields, for the substituted dibenzofurans synthesized by eT reactions in a one-pot methodology (bimolecular reactions from *p*-substituted phenols) and those obtained from the methodology involving Suzuki-Miyaura reactions plus intramolecular eT reactions, are presented in Table 4.

54
55
56
57
58
59
60

Table 4. Dibenzofuran yields from the two different pathways.

Entry	1	Total yield of 1 from 2'-chloro-[1,1'-biphenyl]-2-ols synthesis plus photoinduced eT cyclization (%)	Yield of the one-pot bimolecular eT reactions (%)
1	1a	49	20
2	1b	34	57
3	1c	7	40
4	1d	6	15
5	1e	27	52
6	1f	10	40
7	1g	--	31
8	1h	20	--
9	1i	--	47
10	1j	--	64
11	1k	--	43
12	1l	--	48

It is clear from Table 4 that global yields of the Suzuki-S_{RN}1 reactions are lower than the yields of the one-pot pathway, with exception of product **1a**. In general, the synthesis of 2'-chloro-[1,1'-

biphenyl]-2-ols presented several experimental difficulties, mainly due to the presence of the unprotected hydroxyl group. Also, each Suzuki-Miyaura reaction that was carried out, showed different behavior among the phenols used, so it was impossible to make only one procedure for all phenols employed. On the other hand, the bimolecular synthesis pathway is metal-free and, in general, does not have big changes in the experimental conditions, only irradiation time and solvent (NH₃(l) or DMSO) were the parameters to be considered. The same behavior was observed for the reactions when substrates **5b** and **5c** were employed.

CONCLUSIONS

This work has developed a novel one-pot strategy for the synthesis of substituted dibenzofurans by eT reactions. The one-pot synthetic route, which is free of transition metals, is carried out from commercial reagents, such as *p*-substituted phenols and 2-bromoiodobenzene, under photostimulated conditions and exhibits moderate yields, but they are very good considering those substituted dibenzofurans obtained from procedures which use photocatalyzers or transition metals. Moreover, the bimolecular procedure is a more efficient option than the pathway involving Suzuki-Miyaura coupling reactions for the formation of halogenated aryl phenols as substrates, and then, the intramolecular photoinduced eT reaction. Compounds as 2-methyldibenzo[*b,d*]furan (**1b**), 2-methoxydibenzo[*b,d*]furan (**1c**) and 2-fluorodibenzo[*b,d*]furan (**1d**) are examples of the efficiency of the one-pot synthesis since they were obtained in similar yields to those reported recently.²⁶ This methodology shows the versatility of the reaction to obtain a wide range of substituted dibenzofurans. Different substituents could be present in *p*-substituted phenols and/or substituted *o*-dihalobenzenes. This point was demonstrated by the synthesis of 5 novel dibenzofurans (**1f**, **1i**, **1j**, **1k** and **1l**).

EXPERIMENTAL SECTION

1
2 Phenols, KOBu-*t*, boronic acids, dimethoxyethane, NBS, acetonitrile, ammonium acetate,
3
4 palladium (II) acetate, Pd(dba)₂, triphenylphosphine, bases used in Suzuki-miyaura reactions, 2-
5
6 bromiodobenzene and 3-bromo-2-chloropyridine were obtained from Sigma-Aldrich and used as
7
8 received. 2-bromo-1-iodo-4-methylbenzene (**5b**) and 2-bromo-1-iodo-4-(trifluoromethoxy)benzene
9
10 (**5c**) were synthesized from their respective *o*-bromoaniline derivatives following the procedure of the
11
12 Sandmeyer reaction.⁶⁵ Dimethylformamide and dimethylsulfoxide are Carlo Erba and were stored
13
14 under molecular sieves (4Å). Dimethoxyethane (Aldrich) was used as received. Photoirradiation was
15
16 performed in a reactor equipped with two 400 W lamps (Philips model Master HPI-T Plus, air- and
17
18 water-cooled). The Figure S1 in SI shows the spectrum of the lamps. Microwave monomode CEM-
19
20 Discovery reactor was employed for Suzuki-Miyaura reactions showed in Table 1 described by method
21
22 A. Reactions were performed in a single mode instrument equipped with a noncontact infrared
23
24 temperature sensor, direct pressure control system for measuring the pressure of the reaction sealed
25
26 vessel contents and a cooling system by compressed air. The sample vessels reach the selected
27
28 temperature in about 30 s. Although, the maximum microwave power was set at 150 W, after the initial
29
30 heating pulse of maximum 100 W for 30 s, the average applied power was about 1 W to keep the
31
32 selected temperature. After 10 min of irradiation the device cooled the tube to 50 °C with compressed
33
34 air above 1 min. The average pressure in the vessel was 1.7 atm during the reaction time. After
35
36 completion of the reaction, the vessel was removed from the microwave cavity and opened to the
37
38 atmosphere for extraction of the crude. HPLC analysis were carried out on a Waters 1525 Binary
39
40 HPLC Pump connected to a Waters 2998 Photodiode Array Detector, and employing an Agilent
41
42 Zorbax Eclipse XDB-C18 Analytical column (4.6 x 150 mm, 5 μm) and Rx-Sil Analytical column (4.6
43
44 x 150 mm, 5 μm). Gas chromatographic analysis was performed on a Varian GC with a flame
45
46 ionization detector, and equipped with a VF-5ms, 30 m x 0.25 mm x 0.25 mm column. ¹H NMR and
47
48 ¹³C NMR were recorded on a 400 MHz Bruker nuclear magnetic resonance spectrometer. HR-MS were
49
50
51
52
53
54
55
56
57
58
59
60

1 recorded on a Bruker, MicroTOF Q II equipment, operated with an ESI source in (positive/negative)
2 mode, using nitrogen as nebulizing and drying gas and sodium formiate 10 mM as internal standard.
3
4 Gas Chromatographic/Mass Spectrometer analysis were carried out on a Shimadzu GC-MS QP 5050
5
6 spectrometer equipped with a VF-5ms, 30 m x 0.25 mm x 0.25 mm column. Potentiometric titration of
7
8 halide ions was performed with a pH meter (Orion) using an Ag/AgCl electrode.
9
10

11 **General procedures for the synthesis of brominated phenols (3a-g).**

12
13 The synthesis of *p*-R-*o*-bromophenols was carried out following different procedures and they were
14 slightly modified.⁶⁶⁻⁶⁸ The bromophenols were identified by GC-MS.
15

16
17 **Synthesis of 3b, 3f and 3g.** 3 mL of acetonitrile and 1 mmol of a corresponding phenol (**4b**, **4f** and **4g**)
18 were added to a 25 mL round-bottomed flask with a magnetic stirrer. After a few minutes, 0.1 eq. of
19 CH₃COONH₄ was added to the mixture. Finally, a solution of 1.05 eq. of NBS dissolved in 2 mL of
20 acetonitrile was added. It was stirred until no substrate was observed. **3b**: 55% yield (102.3 mg), **3f**:
21 58% yield (165 mg) and **3g**: 60% yield (118 mg).
22
23
24
25
26
27
28
29
30

31
32 **Synthesis of 3c and 3d.** The reaction was carried out under inert atmosphere. The phenol (1 mmol, **4c**
33 and **4d**) was dissolved in 4 mL of acetonitrile and cooled to 0 °C. The NBS solution (1.05 eq. of NBS
34 dissolved in 2 mL of CH₃CN) was added dropwise. After total addition of NBS, the mixture was stirred
35 at room temperature until total conversion of the phenol. **3c**: 64% yield (129 mg) and **3d**: 70% yield
36 (133 mg).
37
38
39
40
41
42

43
44 **Synthesis of 3e.** The reaction was carried out under inert atmosphere. The phenol (1 mmol, **4e** and **4h**)
45 was dissolved in 1 mL of acetonitrile and cooled to -20 °C. CF₃SO₃H (1.2 eq.) was added to the
46 mixture and, then, a NBS solution (1.05 eq. of NBS dissolved in 2 mL of CH₃CN) was also added, both
47 dropwise. After total addition of NBS, the mixture was stirred at room temperature until total
48 conversion of the phenol. **3e**: 76% yield (173 mg).
49
50
51
52
53

54 For all the methodologies described above, the reactions were quenched by addition of NaHCO₃ to
55 reach a pH=7. Extractions were carried out employing CH₂Cl₂ and H₂O (x3). The organic extracts were
56
57
58
59
60

dried with Na₂SO₄, filtered, and evaporated under reduced pressure. The crudes were analyzed by GC-MS and the products were purified by column chromatography using as eluent pentane / ethyl acetate (80/20).

General procedures for the synthesis of 2'-chloro-3-R₂-5-R₁-[1,1'-biphenyl]-2-ol (2).

Method with Pd-PPh₃ (synthesis of **2a-d**): Palladium (II) acetate or Pd(dba)₂, triphenylphosphine (the equivalents and Pd source are shown in Table 1) and 4 mL of dioxane were added to a microwave sealed tube and stirred for 10 minutes. Then, the corresponding brominated phenol (1 eq., 1 mmol), 2-chlorophenylboronic acid (1.5 eq., 1.5 mmol), K₃PO₄ (3 eq., 3 mmol) and 1 mL of water were added. The tube was sealed and irradiated in the MW oven at 150°C for 15 minutes.

Method with Pd/C (synthesis of **2e-h**): brominated phenol (1 eq., 0.25 mmol) and 2-chlorophenylboronic acid (1.1 eq., 0.275 mmol) were added to a Schlenk tube with 5 mL of distilled water. Then, (*n*-Bu)₄N⁺Br⁻ (6% eq.), CsF, and Pd/C (the equivalents used are indicated in Table 1) were added to the mixture and stirred for the time indicated in Table 1. The system was heated to 80°C.

Products were first identified by GC and GC-MS. Isolated by column chromatography using pentane and ethyl acetate. **2d** and **2c** were isolated by semi-preparative reversed-phase HPLC using acetonitrile and water as HPLC grade eluents.

General procedure for photostimulated intramolecular reaction of compounds 2.

A solution of compound **2** (1 eq., 0.245 mmol) and KOBu-*t* (2 eq., 0.5 mmol) in DMSO (5 mL) is stirred in a previously vacuum dried Schlenk tube, under N₂ atmosphere. The mixture is irradiated under UV light for 3 h, then quenched by the addition of NH₄NO₃ and deionized water. In dark reactions (without irradiation), the reaction flask was protected from light with aluminum foil and kept under N₂ atmosphere. For the extraction process, CH₂Cl₂ (3 x 20 mL) was used. The organic extract was washed until no residual of DMSO remained, then dried with Na₂SO₄, filtered, and evaporated under reduced pressure.

1
2 **General procedure for the synthesis of substituted dibenzofurans by photoinduced**
3
4 **intermolecular reaction of phenols (4) and substrates (5).**
5

6 Into a previously dried 20 mL Schlenk-type flask (Pyrex) equipped with nitrogen inlet and magnetic
7 stirrer, 7 mL of dried DMSO stored under molecular sieves (4Å) was added. The solvent was degassed
8 three times under vacuum and stirring, interspersed with N₂. Afterwards, KOBu-*t* (3.3 eq., 1.2 mmol)
9 and the corresponding phenol (3 eq., 1 mmol) were added. Five minutes later, substrate (5) (1 eq., 0.35
10 mmol) was added. The mixture was irradiated for 180 min then quenched by the addition of NH₄NO₃,
11 and deionized water. In dark reactions (without irradiation), the reaction flask was protected from light
12 with aluminum foil and keep under N₂ atmosphere. For the extraction process, CH₂Cl₂ (3 x 20 mL) was
13 used. The organic extract was washed until no residual of DMSO remained, then dried with Na₂SO₄,
14 filtered, and evaporated under reduced pressure.
15
16
17
18
19
20
21
22
23
24
25

26
27 **General procedure for the synthesis of substituted dibenzofurans by photoinduced eT reaction in**
28 **liquid ammonia.**
29
30

31 The following procedure is representative for all reactions in NH_{3(l)} as solvent (T= -33 °C). The
32 equipment used is a closed system, composed by a 100 mL three-necked round-bottomed pyrex-flask
33 with a Dewar condenser, N₂ inlet and NH₃ inlet (see Figure S2, SI-section 1.2). The system was dried
34 under vacuum. Liquid ammonia (100 mL), previously dried over Na metal (See Figure S3 in SI), was
35 distilled into the flask under nitrogen atmosphere. (See Figures S4 and S5 in SI). KOBu-*tert* and then
36 the precursor of the nucleophile (the substituted phenol for photoinduced bimolecular substitution)
37 were added to the distilled ammonia. After 15 min, the substrate (5a, 5b or 5c) was added to the
38 mixture (or substrates 2, Suzuki-Miyaura products, in the case of photoinduced unimolecular
39 substitution). The reaction mixture was irradiated for the time indicated in Table 3. In dark reactions
40 (without irradiation), the reaction flask was protected from light with aluminum foil and kept under N₂
41 atmosphere. After 3 hours, the mixture was quenched with an excess of NH₄NO₃. The ammonia was
42 allowed to evaporate, and deionized water (50 mL) with diluted sulphuric acid (until pH = 5) were
43
44
45
46
47
48
49
50
51
52
53
54
55
56
57
58
59
60

1
2 added to the residue and extracted twice with CH₂Cl₂ (30 mL). The organic extract was dried (Na₂SO₄)
3
4 and filtered. The solvent was removed under reduced pressure and product was purified either by
5
6 column chromatography or semipreparative TLC or HPLC.
7

8
9 **Spectroscopical information of compounds synthesized. Spectra are in Supplementary**
10
11 **Information Section.**

12
13 **Dibenzo[*b,d*]furan (1a).**¹³ Isolated as a white solid by semi-preparative TLC, employing as eluent a
14
15 mixture pentane/CH₂Cl₂ 90:10. Yield: 89% (37 mg) in step 2, 20 % (12 mg) in step 3. M.p.: 80-83 °C.
16
17 ¹H NMR (400 MHz, (CD₃)₂CO) δ 8.11 (d, 2H, *J*= 7.8 Hz); 7.64 (d, 2H, *J*= 8.2 Hz); 7.52 (t, 2H, *J*= 7.8
18
19 Hz); 7.39 (t, 1H, *J*= 7.5 Hz). ¹³C NMR (100 MHz, (CD₃)₂CO) δ 157.0 (q, 2C, C-O); 128.3 (2C, C-H);
20
21 125.0 (q, 2C); 123.8 (2C, C-H); 121.7 (2C, C-H); 112.4 (2C, C-H).
22
23

24
25 **2-Methyldibenzo[*b,d*]furan (1b).**^{13,16,69} Isolated as a white solid by semi-preparative TLC, employing
26
27 as eluent a mixture pentane/CH₂Cl₂ 90:10. Yield: 51% (23 mg) in step 2, 57% (36 mg) in step 3. M.p.:
28
29 42-44 °C. ¹H NMR (400 MHz, (CD₃)₂CO) δ 8.05 (d, 1H, *J*= 8.0 Hz); 7.88 (s, 1H); 7.60 (d, 1H, *J*= 8.0
30
31 Hz); 7.51-7.47 (m, 2H); 7.39-7.31 (m, 2H); 2.48 (s, 3H, CH₃). ¹³C NMR (100 MHz, (CD₃)₂CO) δ
32
33 157.2 (q, C-O); 155.3 (q, C-O); 133.3 (q); 129.3 (C-H); 128.1 (C-H); 125.0 (q); 124.9 (q); 123.7 (C-H);
34
35 121.6 (2C, C-H); 112.3 (C-H); 111.9 (C-H); 21.3 (CH₃).
36
37

38
39 **2-Methoxydibenzo[*b,d*]furan (1c).**^{13,16} Isolated as a white solid by semi-preparative TLC, employing
40
41 as eluent a mixture pentane/CH₂Cl₂ 90:10. Yield: 49% (24 mg) in step 2, 40 % (28 mg) in step 3. M.p.:
42
43 45-47 °C. ¹H NMR (400 MHz, (CD₃)₂CO) δ 8.07 (d, 1H, *J*= 7.7 Hz); 7.65 (sd, 1H, *J*= 2.6 Hz); 7.59 (d,
44
45 1H, *J*= 8.8 Hz); 7.54-7.47 (m, 2H); 7.36 (t, 1H, *J*= 7.4 Hz); 7.10 (dd, 1H, *J*= 8.9 Hz, 2.6 Hz); 3.90 (s,
46
47 3H, CH₃). ¹³C NMR (100 MHz, (CD₃)₂CO) δ 157.7 (q, C-O); 157.2 (q, C-O); 151.6 (q, C-O); 128.2 (C-
48
49 H); 125.5 (q); 125.4 (q); 123.5 (C-H); 121.8 (C-H); 116.3 (C-H); 112.9 (C-H); 112.4 (C-H); 104.8 (C-
50
51 H); 56.3 (CH₃).
52
53
54
55
56
57
58
59
60

2-Fluorodibenzo[*b,d*]furan (1d).^{13,16} Isolated as a white solid by semi-preparative TLC, employing as eluent a mixture pentane/CH₂Cl₂ 90:10. Yield: 60% (27 mg) in step 2, 15 % (10 mg) in step 3. M.p.: 87-89 °C. ¹H NMR (400 MHz, (CD₃)₂CO) δ 8.11 (d, 1H, *J*= 7.7 Hz); 7.86 (dd, 1H, *J*= 8.4 Hz, *J*= 2.7 Hz); 7.65-7.62 (m, 2H); 7.55 (td, 1H, *J*= 7.8 Hz, *J*= 1.3 Hz); 7.40 (t, 1H, *J*= 7.7 Hz); 7.29 (td, 1H, *J*= 9.0 Hz, 2.7 Hz). ¹³C NMR (100 MHz, (CD₃)₂CO) δ 160.0 (d, q, C-F, *J*_{C-F} = 236.2 Hz); 158.1 (q, C-O); 153.1 (q, C-O); 129.0 (C-H); 126.05 (d, q, *J*_{C-F} = 10.5 Hz); 124.7 (q); 123.9 (C-H); 122.2 (C-H); 115.4 (d, C-H, *J*_{C-F} = 26.0 Hz); 113.4 (d, C-H, *J*_{C-F} = 9.3 Hz); 112.6 (C-H); 107.7 (d, C-H, *J*_{C-F} = 25.4 Hz).

2-(*tert*-Butyl)dibenzo[*b,d*]furan (1e).⁷⁰ The product was isolated and purified as a white solid by semi-preparative TLC, employing as eluent a mixture pentane/CH₂Cl₂ 90:10. Yield: 67% (37 mg) in step 2, 52 % (41 mg) in step 3. ¹H NMR (400 MHz, (CD₃)₂CO) δ 8.16 (sd, 1H, *J*= 1.6 Hz); 8.12 (d, 1H, *J*= 7.6 Hz); 7.62-7.59 (m, 2H); 7.55-7.47 (m, 2H); 7.37 (t, 1H, *J*= 7.5 Hz); 1.43 (s, 9H). ¹³C NMR (100 MHz, (CD₃)₂CO) δ 157.4 (q, C-O); 155.2 (q, C-O); 147.0 (q); 128.0 (C_{Ar}-H); 126.0 (C_{Ar}-H); 125.4 (q); 124.6 (q); 123.6 (C_{Ar}-H); 121.6 (C_{Ar}-H); 118.1 (C_{Ar}-H); 112.3 (C_{Ar}-H); 111.7 (C_{Ar}-H); 35.5 (q); 32.2 (3C, CH₃).

2,4-di-*tert*-Butyldibenzo[*b,d*]furan (1f). The product was isolated and purified as an oil by semi-preparative TLC, employing as eluent a mixture pentane/CH₂Cl₂ 90:10. Yield: 50% (34 mg) in step 2, 40% (39 mg) in step 3. ¹H NMR (400 MHz, (CD₃)₂CO) δ 8.09 (d, 1H, *J*= 7.6 Hz); 8.00 (s, 1H); 7.64 (d, 1H, *J*= 8.2 Hz); 7.52-7.46 (m, 2H); 7.35 (t, 1H, *J*= 7.4 Hz); 1.58 (s, 9H); 1.43 (s, 9H). ¹³C NMR (100 MHz, (CD₃)₂CO) δ 156.9 (q, C-O); 153.4 (q, C-O); 146.7 (q); 134.8 (q); 127.7 (C_{Ar}-H); 125.4 (q); 125.0 (q); 123.5 (C_{Ar}-H); 122.6 (C_{Ar}-H); 121.4 (C_{Ar}-H); 115.9 (C_{Ar}-H); 112.3 (C_{Ar}-H); 35.6 (q); 35.3 (q); 32.2 (3C, CH₃); 30.2 (3C, CH₃). HRMS (ESI-TOF) *m/z*: [M+H]⁺ Calcd. for C₂₀H₂₅O: 281.1900; Found: 281.1910.

Dibenzo[*b,d*]furan-2-carbonitrile (1g).¹⁹ The product was isolated and purified as a solid by semi-preparative TLC, employing as eluent a mixture pentane/CH₂Cl₂ 90:10. Yield: 31% (21 mg). M. p.:

1
2 139-141 °C. ¹H NMR (400 MHz, (CD₃)₂CO) δ 8.61 (sd, 1H, *J* = 1.2 Hz), 8.23 (d, *J* = 8.0 Hz, 1H), 7.92
3
4 (dd, 1H, *J* = 8.4 Hz, *J* = 1.6 Hz), 7.85 (d, 1H, *J* = 8.4 Hz), 7.73 (d, 1H, *J* = 8.4 Hz); 7.64 (td, 1H, *J* =
5
6 7.2 Hz, *J* = 1.2 Hz); 7.50 (td, 1H, *J* = 8.0 Hz, *J* = 0.8 Hz). ¹³C NMR (100 MHz, (CD₃)₂CO) δ 158.8 (C-
7
8 O), 157.6 (C-O), 132.1 (C-H), 129.9 (C-H), 126.8 (C-H), 126.1 (q), 124.8 (C-H), 123.5 (q), 122.5 (C-
9
10 H), 119.6 (q), 111.9 (C-H), 113.0 (C-H), 107.7 (q, C≡N).

11
12
13 **2,7-Dimethyldibenzo[*b,d*]furan (1h).**²⁸ The product was isolated and purified as a solid by semi-
14
15 preparative TLC, employing as eluent a mixture pentane/CH₂Cl₂ 90:10. Yield: 78% (37 mg), step 2. M.
16
17 p.: 72-74 °C. ¹H NMR (400 MHz, (CD₃)₂CO) δ 7.91 (d, 1H, *J* = 7.8 Hz), 7.81 (s, 1H), 7.46 (d, 1H, *J* =
18
19 8.4 Hz), 7.41 (s, 1H), 7.28 (d, 1H, *J* = 8.4 Hz), 7.19 (d, 1H, *J* = 7.9 Hz); 2.40 (s, 3H); 2.47 (s, 3H).

20
21
22 **2,4-Dimethyldibenzo[*b,d*]furan (1i).** The product was isolated and purified as a colorless oil by semi-
23
24 preparative TLC, employing as eluent a mixture pentane/CH₂Cl₂ 70:30. Yield: 47% (32 mg). ¹H NMR
25
26 (400 MHz, (CD₃)₂CO) δ 8.03 (d, 1H, *J* = 7.6 Hz); 7.69 (s, 1H); 7.61 (d, 1H, *J* = 8.2 Hz); 7.48 (dt, 1H,
27
28 *J*₁ = 8.3 Hz, *J*₂ = 1.1 Hz); 7.35 (t, 1H, *J* = 7.3 Hz); 7.14 (s, 1H); 2.53 (s, 3H); 2.45 (s, 3H). ¹³C NMR (100
29
30 MHz, (CD₃)₂CO) δ 157.2 (q, C-O); 154.2 (q, C-O); 133.2 (q); 130.3 (C_{Ar}-H); 127.9 (C_{Ar}-H); 125.4 (q);
31
32 124.5 (q); 123.6 (C_{Ar}-H); 122.0 (C_{Ar}-H); 121.7 (C_{Ar}-H); 119.0 (C_{Ar}-H); 112.4 (C_{Ar}-H); 21.3 (CH₃); 15.1
33
34 (CH₃). HRMS (ESI-TOF) *m/z*: [M+H]⁺ Calcd. for C₁₄H₁₃O: 197.0961; Found: 197.0972.

35
36
37
38 **2-Fluoro-7-methyldibenzo[*b,d*]furan (1j).** The product was isolated and purified as a white solid by
39
40 semi-preparative TLC, employing as eluent a mixture pentane/CH₂Cl₂ 75:25. M. p.: 127-130 °C. Yield:
41
42 64% (52 mg). ¹H NMR (400 MHz, (CD₃)₂CO) δ 7.97 (d, 1H, *J* = 7.9 Hz); 7.81 (dd, 1H, *J*₁ = 8.4 Hz, *J* =
43
44 2.6 Hz); 7.60 (dd, 1H, *J*₁ = 8.8 Hz, *J* = 2.0 Hz); 7.46 (s, 1H); 7.27-7.22 (m, 2H); 2.52 (s, 3H). ¹³C NMR
45
46 (100 MHz, (CD₃)₂CO) δ 160.0 (q, C-F, *J*_F = 235.9 Hz); 158.6 (q, C-O); 153.1 (q, C-O); 139.7 (q, C-
47
48 CH₃); 126.3 (q, *J*₃ = 10.4 Hz); 125.2 (C_{Ar}-H); 122.2 (q); 121.7 (C_{Ar}-H); 114.7 (C_{Ar}-H, *J*₂ = 26.0 Hz);
49
50 113.3 (C_{Ar}-H, *J*₃ = 9.4 Hz); 112.7 (C_{Ar}-H); 107.4 (C_{Ar}-H, *J*₂ = 25.4 Hz); 21.4 (CH₃). HRMS (ESI-TOF)
51
52 *m/z*: [M+H]⁺ Calcd. for C₁₃H₁₀FO: 201.0710; Found: 201.0720.

1
2 **2-(tert-Butyl)-7-methyldibenzo[*b,d*]furan (1k).** The product was isolated and purified as a white solid
3
4 by semi-preparative TLC, employing as eluent a mixture pentane/CH₂Cl₂ 90:10. M. p.: 120-122 °C.
5
6 Yield: 43% (34 mg). ¹H NMR (400 MHz, (CD₃)₂CO) δ 8.09 (ds, 1H, *J*= 1.6 Hz); 7.97 (d, 1H, *J*= 7.9
7
8 Hz); 7.56 (dd, 1H, *J*= 8.8 Hz, *J*= 1.6 Hz); 7.49 (d, 1H, *J*= 8.7 Hz); 7.42 (s, 1H); 7.20 (d, 1H, *J*= 7.9 Hz);
9
10 2.50 (s, 3H); 1.42 (s, 9H). ¹³C NMR (100 MHz, (CD₃)₂CO) δ 157.8 (q, C-O); 155.2 (q, C-O); 146.8
11
12 (q); 138.4 (q); 125.4 (C_{Ar}-H); 124.8 (C_{Ar}-H); 124.7 (q); 122.8 (q); 121.2 (C_{Ar}-H); 117.8 (C_{Ar}-H); 112.5
13
14 (C_{Ar}-H); 111.5 (C_{Ar}-H); 35.4 (q, C(CH₃)₃); 32.2 (C-H, 3C, CH₃); 21.9 (CH₃). HRMS (ESI-TOF) m/z:
15
16 [M+H]⁺ Calcd. for C₁₇H₁₉O: 239.1430; Found: 239.1422.
17
18

19
20 **2-Methoxy-7-(trifluoromethoxy)dibenzo[*b,d*]furan (1l).** The product was isolated and purified as a
21
22 white solid by semi-preparative TLC, employing as eluent a mixture pentane/CH₂Cl₂ 80:20. M. p.: 148-
23
24 151 °C. Yield: 48% (54 mg). ¹H NMR (400 MHz, (CD₃)₂CO) δ 8.19 (d, 1H, *J*= 8.5 Hz); 7.70 (ds, 1H,
25
26 *J*= 2.6 Hz); 7.62 (s, 1H); 7.57 (d, 1H, *J*= 9.0 Hz); 7.35 (d, 1H, *J*= 7.7 Hz); 7.14 (dd, 1H, *J*= 9.0 Hz, *J*=
27
28 2.6 Hz); 3.51 (s, 3H). ¹³C NMR (100 MHz, (CD₃)₂CO) δ 157.6 (q, C-O); 157.4 (q, C-O); 152.5 (q, C-
29
30 O); 148.9 (q, C_{Ar}-O-CF₃, ³*J*= 1.9 Hz); 124.6 (q); 124.6 (q); 122.7 (C_{Ar}-H); 121.6 (q, (125.4, 122.18,
31
32 120.3, 117.7), CF₃); 117.0 (C_{Ar}-H); 116.9 (C_{Ar}-H); 113.1 (C_{Ar}-H); 106.2 (C_{Ar}-H); 105.0 (C_{Ar}-H); 56.3
33
34 (CH₃). HRMS (ESI-TOF) m/z: [M+H]⁺ Calcd. for C₁₄H₁₀F₃O₃: 283.0577; Found: 283.0571.
35
36
37

38
39 **2'-Chloro-[1,1'-biphenyl]-2-ol (2a).**²⁴ The compound was isolated from the crude by column
40
41 chromatography as an oil, employing a linear gradient of eluent composed by pentane and ethyl
42
43 acetate, from 100 % pentane to 90%. Yield: 58% (118 mg). ¹H NMR (400 MHz, (CD₃)₂CO) δ 8.28 (s,
44
45 1H, OH); 7.48 (m, 1H); 7.36-7.34 (m, 3H); 7.235 (td, 1H, ¹*J*= 7.4 Hz, ²*J*= 1.6 Hz); 7.12 (dd, 1H, ¹*J*=
46
47 7.6 Hz, ²*J*= 1.6 Hz); 6.97 (dd, 1H, ¹*J*= 8.0 Hz, ²*J*= 0.8 Hz); 6.91 (td, 1H, ¹*J*= 7.4 Hz, ²*J*= 0.8 Hz). ¹³C
48
49 NMR (100 MHz, (CD₃)₂CO) δ 155.1 (q, C-OH); 138.6 (q, C-Cl); 134.3 (q); 132.8 (C-H); 131.6 (C-H);
50
51 129.91 (C-H); 129.88 (C-H); 129.4 (C-H); 127.3 (C-H); 127.3 (q); 120.0 (C-H); 116.4 (C-H).
52
53
54
55
56
57
58
59
60

2'-Chloro-5-methyl-[1,1'-biphenyl]-2-ol (2b).⁷¹ The compound was isolated from the crude by column chromatography as a solid, employing a linear gradient of eluent composed by pentane and ethyl acetate, from 100 % pentane to 90%. Yield: 67% (37 mg). M. p.: 163-165 °C. ¹H NMR (400 MHz, (CD₃)₂CO) δ 8.04 (s, 1H, OH); 7.47 (m, 1H); 7.34-7.33 (m, 3H); 7.04 (dd, 1H, ¹J= 8.2 Hz, ²J= 1.6 Hz); 6.93 (sd, 1H, ²J= 1.6 Hz); 6.86 (d, 1H, ¹J= 8.0 Hz); 2.27 (s, 3H, CH₃). ¹³C NMR (100 MHz, (CD₃)₂CO) δ 153.1 (q, C-OH); 139.05 (q, C-Cl); 134.6 (q); 132.9 (C-H); 132.1 (C-H); 130.49 (C-H); 130.1 (C-H); 129.5 (C-H); 128.9 (q); 127.5 (C-H); 127.3 (q); 116. (C-H); 20.5 (CH₃).

2'-Chloro-5-methoxy-[1,1'-biphenyl]-2-ol (2c). The product was isolated and purified as an oil by semi-preparative HPLC, employing as eluent a gradient from 50:50 to 90:10 of a mixture acetonitrile/water and a constant flow of 2 mL/min. Yield: 15% (35 mg). ¹H NMR (400 MHz, (CD₃)₂CO) δ 7.83 (s, 1H, OH); 7.49-7.43 (m, 1H); 7.37-7.33 (m, 3H); 6.90 (d, 1H, ¹J= 8.2 Hz); 6.83 (dd, 1H, ¹J= 8.0 Hz, ²J= 2.8 Hz); 6.706 (d, 1H, ¹J= 8.0 Hz); 3.75 (s, 3H, CH₃). ¹³C NMR (100 MHz, (CD₃)₂CO) δ 153.6 (q, C-OH); 149.2 (q, C-O); 138.8 (q, C-Cl); 134.4 (q); 132.9 (C_{Ar}-H); 130.1 (C_{Ar}-H); 129.6 (C_{Ar}-H); 127.9 (q); 127.5 (C_{Ar}-H); 117.3 (C_{Ar}-H); 116.8 (C_{Ar}-H); 115.4 (C_{Ar}-H); 55.9 (CH₃). HRMS (ESI-TOF) m/z: [M+Na]⁺ Calcd. for C₁₃H₁₁ClO₂Na: 257.0340; Found: 257.0319.

2'-Chloro-5-fluoro-[1,1'-biphenyl]-2-ol (2d). The product was isolated and purified as an oil by semi-preparative HPLC, employing as eluent a gradient from 70:30 to 90:10 of a mixture acetonitrile/water and a constant flow of 2 mL/min. Yield: 10% (22 mg). ¹H NMR (400 MHz, (CD₃)₂CO) δ 8.27 (s, 1H, OH); 7.51-7.49 (m, 1H); 7.38-7.37 (m, 3H); 7.04-6.95 (m, 2H); 6.91 (dd, 1H, ¹J= 9.0 Hz, ²J= 2.9 Hz). ¹³C NMR (100 MHz, (CD₃)₂CO) δ 156.9 (q, C-F, d, ¹J_{F-C}= 234.0 Hz); 151.7 (q, C-OH); 137.8 (q); 134.4 (q, C-Cl); 132.9 (C_{Ar}-H); 130.3 (C_{Ar}-H); 130.0 (C_{Ar}-H); 128.7 (q, d, ³J_{F-C}= 7.8 Hz); 127.7 (C_{Ar}-H); 117.9 (C_{Ar}-H, d, ²J_{F-C}= 23.1 Hz); 117.6 (C_{Ar}-H, d, ³J_{F-C}= 8.1 Hz); 116.2 (C_{Ar}-H, d, ²J_{F-C}= 22.7 Hz). HRMS (ESI-TOF) m/z: [M-H]⁻ Calcd. for C₁₂H₇ClFO: 221.0175; Found: 221.0171.

1
2 **5-(*tert*-Butyl)-2'-chloro-[1,1'-biphenyl]-2-ol (2e).** The compound was isolated from the crude by
3
4 column chromatography as a pale yellow oil, employing a linear gradient of eluent composed by
5
6 pentane and CH₂Cl₂, from a ratio 90:10 to a 50:50. Yield: 40% (52 mg). ¹H NMR (400 MHz,
7
8 (CD₃)₂CO) δ 8.04 (s, 1H, OH); 7.49-7.47 (m, 1H); 7.36-7.31 (m, 3H); 7.28 (dd, 1H, ¹J= 8.4 Hz, ²J= 2.4
9
10 Hz); 7.17 (sd, 1H, ²J= 2.4 Hz); 6.90 (d, 1H, ¹J= 8.4 Hz); 1.31 (s, 9H, 3xCH₃). ¹³C NMR (100 MHz,
11
12 (CD₃)₂CO) δ 153.0 (q, C-OH); 142.5 (q, C-Cl); 139.3 (q); 134.6 (q); 133.2 (C-H); 130.2 (C-H); 129.4
13
14 (C-H); 128.7 (C-H); 127.4 (C-H); 126.8 (C-H); 116.2 (C-H); 116.1 (q); 34.6 (q); 31.9 (3C, CH₃).
15
16 HRMS (ESI-TOF) m/z: [M-H]⁻ Calcd. for C₁₆H₁₆ClO: 259.0884; Found: 259.0886.
17
18
19

20 **3,5-di-*tert*-Butyl-2'-chloro-[1,1'-biphenyl]-2-ol (2f).** The compound was isolated from the crude by
21
22 column chromatography as a colourless oil, employing a linear gradient of eluent composed by pentane
23
24 and ethyl acetate, from 100 % pentane to 95%. Yield: 20% (32 mg). ¹H NMR (400 MHz, (CD₃)₂CO) δ
25
26 7.52-7.49 (m, 1H); 7.38-7.37 (m, 4H); 6.7 (sd, 1H, ²J= 2.4 Hz); 6.85 (s, 1H, OH); 1.46 (s, 9H, 3xCH₃);
27
28 1.31 (s, 9H, 3xCH₃). ¹³C NMR (100 MHz, (CD₃)₂CO) δ 150.9 (q, C-OH); 142.0 (q, C-Cl); 138.4 (q);
29
30 136.8 (q); 135.1 (q); 133.6 (C-H); 130.7 (C-H); 130.1 (C-H); 128.1 (C-H); 127.5 (q); 126.0 (C-H);
31
32 124.4 (C-H); 35.8 (q); 34.8 (q); 32.0 (3C, CH₃); 30.2 (3C, CH₃). HRMS (ESI-TOF) m/z: [M-H]⁻ Calcd.
33
34 for C₂₀H₂₄ClO: 315.1510; Found: 315.1504.
35
36
37
38

39 **2'-Chloro-4',5-dimethyl-[1,1'-biphenyl]-2-ol (2h).** The compound was isolated from the crude by
40
41 column chromatography as an oil, employing a linear gradient of eluent composed by pentane and ethyl
42
43 acetate, from 100 % pentane to 97%. Yield: 25% (29 mg). ¹H NMR (400 MHz, (CD₃)₂CO) δ 7.97 (s,
44
45 1H, OH); 7.29 (s, 1H); 7.20 (d, 1H, ¹J= 8.0 Hz); 7.15 (d, 1H, J= 7.6 Hz); 7.02 (dd, 1H, ¹J= 8.4 Hz, ²J=
46
47 2.0 Hz); 6.90 (s, 1H); 6.84 (d, 1H, J= 8.0 Hz); 2.56 (s, 3H, CH₃); 2.36 (s, 3H, CH₃). ¹³C NMR (100
48
49 MHz, (CD₃)₂CO) δ 153.2 (q, C-OH); 139.5 (q, C-Cl); 135.9 (q); 134.2 (q); 132.7 (C-H); 132.2 (C-H);
50
51 130.5 (C-H); 130.3 (C-H); 128.8 (q); 128.2 (C-H); 127.2 (q); 116.4 (C-H); 20.8 (CH₃); 20.5 (CH₃).
52
53 HRMS (ESI-TOF) m/z: [M-H]⁻ Calcd. for C₁₄H₁₂ClO: 231.0582; Found: 231.0576.
54
55
56
57
58
59
60

1
2 **6-(tert-Butyl)benzofuro[2,3-b]pyridine (7)**. The product was isolated and purified as a white solid by
3
4 semi-preparative TLC, employing as eluent a mixture pentane/CH₂Cl₂ 95:5. M. p.: 105-108 °C. Yield:
5
6 25% (23 mg). ¹H NMR (400 MHz, (CD₃)₂CO) δ 8.62 (d, 1H, *J*= 4.5 Hz); 8.21 (ds, 1H, *J*= 1.6 Hz); 7.99
7
8 (d, 1H, *J*= 8.3 Hz); 7.74 (d, 1H, *J*= 8.8 Hz); 7.61 (d, 1H, *J*= 8.8 Hz); 7.51-7.47 (m, 1H); 1.45 (s, 9H).
9
10 ¹³C NMR (100 MHz, (CD₃)₂CO) δ 156.5 (q, C-O); 150.9 (q, C-O); 147.8 (q, C_{Ar}-C(CH₃)₃); 146.1 (C_{Ar}-
11
12 H); 145.1 (q); 128.1 (C_{Ar}-H); 123.8 (q); 122.4 (C_{Ar}-H); 119.4 (C_{Ar}-H); 117.9 (C_{Ar}-H); 112.4 (C_{Ar}-H);
13
14 35.5 (q, C(CH₃)₃); 32.0 (3C, CH₃). HRMS (ESI-TOF) *m/z*: [M+H]⁺ Calcd. for C₁₅H₁₆NO: 226.1226;
15
16 Found: 226.1218.
17
18

19
20 **Acknowledgments.** This work was partly supported by the Consejo Nacional de Investigaciones
21
22 Científicas y Técnicas (CONICET), Secretaría de Ciencia y Tecnología, Universidad Nacional de
23
24 Córdoba (SECyT), and the Agencia Nacional de Promoción Científica y Técnica (ANPCyT). P. C. S.
25
26 gratefully acknowledges a fellowship from CONICET.
27
28

29
30 **Supporting Information Available.** ¹H NMR, ¹³C NMR and 2D NMR spectra are in SI.
31
32
33
34

35 **References**

- 36
37 (1) Takahashi, S.; Suda, Y.; Nakamura, T.; Matsuoka, K.; Koshino, H. Total Synthesis of
38
39 Kehokorins A–E, Cytotoxic p-Terphenyls. *J. Org. Chem.* **2017**, *82*, 3159.
40
41 (2) Watanabe, K.; Ohtsuki, T.; Yamamoto, Y.; Ishibashi, M. New Kehokorins and Trichiols from
42
43 the Myxomycete *Trichia favoginea*. *Heterocycles* **2007**, *71*, 1807.
44
45 (3) Ye, Y. Q.; Negishi, C.; Hongo, Y.; Koshino, H.; Onose, J.; Abe, N.; Takahashi, S. Structural
46
47 elucidation and synthesis of vialinin C, a new inhibitor of TNF-α production. *Bioorg. Med. Chem.*
48
49 **2014**, *22*, 2242.
50
51 (4) Ye, Y. Q.; Koshino, H.; Yoshikawa, K.; Onose, J.; Abe, N.; Takahashi, S. Expedient
52
53 Synthesis of Vialinin B, an Extremely Potent Inhibitor of TNF-α Production. *Org. Lett.* **2009**, *11*, 5074.
54
55
56
57
58
59
60

- 1
2 (5) Wossa, S. W.; Beekman, A. M.; Ma, P.; Kevo, O.; Barrow, R. A. A Ligand-free Copper-
3 promoted Dimerization of Perylene Bisimide by Aromatic C-C Homocoupling and C-H Activation.
4 *Asian J. Org. Chem.* **2013**, *2*, 565.
5
6
7
8 (6) Beekman, A. M.; Barrow, R. A. Syntheses of the Fungal Metabolites Boletopsins 7, 11, and 12
9 from the Papua New Guinea Medicinal Mushroom *Boletopsis* sp. *J. Org. Chem.* **2014**, *79*, 1017.
10
11
12 (7) Beekman, A. M.; Wossa, S. W.; Kevo, O.; Ma, P.; Barrow, R. A. Discovery and Synthesis of
13 Boletopsins 13 and 14, Brominated Fungal Metabolites of Terrestrial Origin. *J. Nat. Prod.* **2015**, *78*,
14 2133.
15
16
17
18 (8) Chen, X.-Z.; Lu, S.-M.; Li, G.-Y.; Jiao, W.; Huang, T. F.; Yang, T.; Fang, D. M. Biphenyls
19 from aerial parts of *Ribes Takare*. *Chin. Chem. Lett.* **2014**, *25*, 127.
20
21
22 (9) Teng, H.; Thakur, G. A.; Makriyannis, A. Conformationally constrained analogs of BAY 59-
23 3074 as novel cannabinoid receptor ligands. *Bioorg. Med. Chem. Lett.* **2011**, *21*, 5999.
24
25
26 (10) Deng, L.; Li, J.; Wang, G.-X.; Wu, L.-Z. Simple bipolar host materials incorporating CN group
27 for highly efficient blue electrophosphorescence with slow efficiency roll-off. *J. Mater. Chem. C* **2013**,
28 *1*, 8140.
29
30
31 (11) Liégault, B.; Lee, D.; Huestis, M. P.; Stuart, D. R.; Fagnou, K. Intramolecular Pd(II)-Catalyzed
32 Oxidative Biaryl Synthesis Under Air: Reaction Development and Scope. *J. Org. Chem.* **2008**, *73*,
33 5022.
34
35
36 (12) Du, Z.; Zhou, J.; Si, C.; Ma, W. Synthesis of Dibenzofurans by Palladium-Catalysed Tandem
37 Denitration/C-H Activation. *Synlett* **2011**, 3023.
38
39
40 (13) Nervig, C. S.; Waller, P. J.; Kalyani, D. Palladium-Catalyzed Intramolecular C-H Arylation of
41 Arenes Using Tosylates and Mesylates as Electrophiles. *Org. Lett.* **2012**, *14*, 4838.
42
43
44 (14) Ferguson, D. M.; Rudolph, S. R.; Kalyani, D. Palladium-Catalyzed Intra- and Intermolecular C-
45 H Arylation Using Mesylates: Synthetic Scope and Mechanistic Studies. *ACS Catal.* **2014**, *4*, 2395.
46
47
48
49
50
51
52
53
54
55
56
57
58
59
60

- 1
2 (15) Panda, N.; Mattan, I.; Nayak, D. K. Synthesis of Dibenzofurans via C–H Activation of o-Iodo
3 Diaryl Ether. *J. Org. Chem.* **2015**, *80*, 6590.
4
5
6 (16) Maetani, S.; Fukuyama, T.; Ryu, I. Rhodium-Catalyzed Decarbonylative C–H Arylation of 2-
7 Aryloxybenzoic Acids Leading to Dibenzofuran Derivatives. *Org. Lett.* **2013**, *15*, 2754.
8
9
10 (17) Lockner, J. W.; Dixon, D. D.; Risgaard, R.; Baran, P. S. Practical Radical Cyclizations with
11 Arylboronic Acids and Trifluoroborates. *Org. Lett.* **2011**, *13*, 5628.
12
13
14 (18) Wei, Y.; Yoshikai, N. Oxidative Cyclization of 2-Arylphenols to Dibenzofurans under
15 Pd(II)/Peroxybenzoate Catalysis. *Org. Lett.* **2011**, *13*, 5504.
16
17
18 (19) Xiao, B.; Gong, T.-J.; Liu, Z.-J.; Liu, J.-H.; Luo, D.-F.; Xu, J.; Liu, L. Synthesis of
19 Dibenzofurans via Palladium-Catalyzed Phenol-Directed C–H Activation/C–O Cyclization. *J. Am.*
20 *Chem. Soc.* **2011**, *133*, 9250.
21
22
23 (20) Singha, R.; Ahmed, A.; Nuree, Y.; Ghosh, M.; Ray, J. K. KOtBu mediated efficient approach
24 for the synthesis of fused heterocycles via intramolecular O-/N-arylations. *RSC Adv.* **2015**, *5*, 50174.
25
26
27 (21) Schmidt, B.; Riemer, M. Microwave-Promoted Pd-Catalyzed Synthesis of Dibenzofurans from
28 Ortho-Arylphenols. *J. Heterocyclic Chem.* **2017**, *54*, 1287.
29
30
31 (22) Zhao, J.; Wang, Y.; He, Y.; Liu, L.; Zhu, Q. Cu-Catalyzed Oxidative C(sp²)–H
32 Cycloetherification of o-Arylphenols for the Preparation of Dibenzofurans. *Org. Lett.* **2012**, *14*, 1078.
33
34
35 (23) Liu, J.; Fitzgerald, A. E.; Mani, N. S. Facile Assembly of Fused Benzo[4,5]furo Heterocycles. *J.*
36 *Org. Chem.* **2008**, *73*, 2951.
37
38
39 (24) Kawaguchi, K.; Nakano, K.; Nozaji, K. Synthesis of Ladder-Type π -Conjugated Heteroacenes
40 via Palladium-Catalyzed Double N-Arylation and Intramolecular O-Arylation. *J. Org. Chem.* **2007**, *72*,
41 5119.
42
43
44 (25) Henderson, W. A. J.; Zweig, A. Photocyclization of naphthyl phenyl ethers. *Tetrahedron Lett.*
45 **1969**, *10*, 625.
46
47
48
49
50
51
52
53
54
55
56
57
58
59
60

- 1
2 (26) Cho, J. Y.; Roh, G.-B.; Cho, E. J. Visible-Light-Promoted Synthesis of Dibenzofuran
3 Derivatives. *J. Org. Chem.* **2018**, *83*, 805.
4
5
6 (27) Zhang, M. Y.; Barrow, R. A. Accessing Polyoxygenated Dibenzofurans via the Union of
7 Phenols and o-Benzoquinones: Rapid Syntheses of Metabolites Isolated from *Ribes takare*. *Org. Lett.*
8 **2017**, *19*, 2302.
9
10
11 (28) Zhao, H.; Yang, K.; Zheng, H.; Ding, R.; Yin, F.; Wang, N.; Li, Y.; Cheng, B.; Wang, H.; Zhai,
12 H. A One-Pot Synthesis of Dibenzofurans from 6-Diazo-2-cyclohexenones. *Org. Lett.* **2015**, *17*, 5744.
13
14 (29) Kita, Y.; Matsugi, M. In *Radicals in Organic Synthesis*; Renaud, P., Sibi, M. P., Eds.; Wiley-
15 VCH Verlag GmbH: Weinheim, 2001.
16
17 (30) Rossi, R. A.; Pierini, A. B.; Peñeñory, A. B. Nucleophilic Substitution Reactions by Electron
18 Transfer. *Chem. Rev.* **2003**, *103*, 71.
19
20 (31) Bardagí, J. I.; Vaillard, V. A.; Rossi, R. A. In *Encyclopedia of Radicals in Chemistry, Biology*
21 *and Materials*; Chatgililoglu, C., Studer, A., Eds.; John Wiley & Sons, Ltd.: Chichester, 2012.
22
23 (32) Rossi, R. A.; Baumgartner, M. T.; Soc. Chimica. Italiana: Rome, **1999**; Vol. 3.
24
25 (33) Budén, M. E.; Dorn, V. B.; Gamba, M.; Pierini, A. B.; Rossi, R. A. Electron-Transfer-Mediated
26 Synthesis of Phenanthridines by Intramolecular Arylation of Anions from N-(ortho-
27 Halobenzyl)arylamines: Regiochemical and Mechanistic Analysis. *J. Org. Chem.* **2010**, *75*, 2206.
28
29 (34) Peisino, L. E.; Solórzano, G. P. C.; Budén, M. E.; Pierini, A. B. Iterative Double Cyclization
30 Reaction by S_{RN}1 Mechanism. A Theoretical Interpretation of the Regiochemical Outcome of
31 Diazaheterocycles. *RSC Adv.* **2015**, *5*, 36374.
32
33 (35) Marshall, L. J.; Roydhouse, M. D.; Slawin, A. M. Z.; Walton, J. C. Effect of Chain Length on
34 Radical to Carbanion Cyclo-Coupling of Bromoaryl Alkyl-Linked Oxazolines: 1,3-Areneotropic
35 Migration of Oxazolines. *J. Org. Chem.* **2007**, *72*, 898.
36
37 (36) Roydhouse, M. D.; Walton, J. C. Formation of a Tetracyclic Isoquinoline Derivative by
38 Rearrangement of a [(Bromophenyl)butyryl]oxazolidinone. *Eur. J. Org. Chem.* **2007**, 1059.
39
40
41
42
43
44
45
46
47
48
49
50
51
52
53
54
55
56
57
58
59
60

- 1
2 (37) Budén, M. E.; Vaillard, V. A.; Martin, S. E.; Rossi, R. A. Synthesis of Carbazoles by
3
4 Intramolecular Arylation of Diarylamide Anions. *J. Org. Chem.* **2009**, *74*, 4490.
5
6 (38) Laha, J. K.; Barolo, S. M.; Rossi, R. A.; Cuny, G. D. Synthesis of Carbolines by
7
8 Photostimulated Cyclization of Anilinothalopyridines. *J. Org. Chem.* **2011**, *76*, 6421.
9
10 (39) Vaillard, V. A.; Budén, M. E.; Martin, S. E.; Rossi, R. A. Synthesis of Novel Fused
11
12 Azaheterocycles by Photostimulated Intramolecular $S_{RN}1$ Reactions with Nitrogen Nucleophiles.
13
14 *Tetrahedron Lett.* **2009**, *50*, 3829.
15
16 (40) Guerra, W.; Rossi, R. A.; Pierini, A. B.; Barolo, S. M. “Transition-Metal-Free” Synthesis of
17
18 Carbazoles by Photostimulated Reactions of 2'-Halo[1,1'-biphenyl]-2-amines. *J. Org. Chem.* **2015**, *80*,
19
20 928.
21
22 (41) Vaillard, V. A.; Guastavino, J. F.; Budén, M. E.; Bardagí, J. I.; Barolo, S. M.; Rossi, R. A.
23
24 Synthesis of 6-Substituted 2-Pyrrolyl and Indolyl Benzoxazoles by Intramolecular O-Arylation in
25
26 Photostimulated Reactions. *J. Org. Chem.* **2012**, *77*, 1507.
27
28 (42) Baumgartner, M. T.; Pierini, A. B.; Rossi, R. A. Photostimulated Reactions of *o*-
29
30 Dihalobenzenes with Nucleophiles Derived from the 2-Naphthyl System. Competition Between
31
32 Electron Transfer, Fragmentation, and Ring Closure Reactions. *J. Org. Chem.* **1993**, *58*, 2593.
33
34 (43) Tempesti, T. C.; Pierini, A. B.; Baumgartner, M. T. A Different Route to the Synthesis of 9,10-
35
36 Disubstituted Phenanthrenes. *J. Org. Chem.* **2005**, *70*, 6508.
37
38 (44) Littke, A.; Dai, C.; Fu, G. Versatile Catalysts for the Suzuki Cross-Coupling of Arylboronic
39
40 Acids with Aryl and Vinyl Halides and Triflates under Mild Conditions. *J. Am. Chem. Soc.* **2000**, *122*,
41
42 4020.
43
44 (45) Suzuki, A. Cross-Coupling Reactions Of Organoboranes: An Easy Way To Construct C–C
45
46 Bonds (Nobel Lecture). *Angew. Chem. Int. Ed.* **2011**, *50*, 6722.
47
48 (46) Lennox, A.; Lloyd-Jones, G. C. Selection of boron reagents for Suzuki–Miyaura coupling.
49
50 *Chem. Soc. Rev.* **2014**, *43*, 412.
51
52
53
54
55
56
57
58
59
60

- 1
2 (47) J. Yin, M. R.; Zhang, X.-X.; Buchwald, S. L. A Highly Active Suzuki Catalyst for the Synthesis
3 of Sterically Hindered Biaryls: Novel Ligand Coordination. *J. Am. Chem. Soc.* **2002**, *124*, 1162.
4
5
6 (48) Fu, G. The Development of Versatile Methods for Palladium-Catalyzed Coupling Reactions of
7 Aryl Electrophiles through the Use of P(t-Bu)₃ and PCy₃ as Ligands. *Acc. Chem. Res.* **2008**, *41*, 1555.
8
9
10 (49) Martin, R.; Buchwald, S. L. Palladium-Catalyzed Suzuki–Miyaura Cross-Coupling Reactions
11 Employing Dialkylbiaryl Phosphine Ligands. *Acc. Chem. Res.* **2008**, *41*, 1461.
12
13
14
15 (50) Kappe, C. O.; Pieber, B.; Dallinger, D. Microwave Effects in Organic Synthesis: Myth or
16 Reality? *Angew. Chem. Int. Ed.* **2013**, *52*, 1088.
17
18
19
20 (51) Kappe, C. O. Controlled Microwave Heating in Modern Organic Synthesis. *Angew. Chem. Int.*
21 *Ed.* **2004**, *43*, 6250.
22
23
24
25 (52) Miyaura, N. In *Metal-Catalyzed Cross-Coupling Reaction*; Meijere, A. D., Diederich, F., Eds.;
26 Wiley-VCH Verlag GmbH & Co. KGaA: Weinheim, 2004.
27
28
29 (53) Schröter, S.; Stock, C.; Bach, T. Regioselective Cross-coupling Reactions of Multiple
30 Halogenated Nitrogen-, Oxygen-, and Sulfur-Containing Heterocycles. *Tetrahedron* **2005**, *61*, 2245.
31
32
33
34 (54) Wang, J. R.; Manabe, K. Transition-Metal-Catalyzed Site-Selective Cross-Coupling of Di- and
35 Polyhalogenated Compounds. *Synthesis* **2009**, *9*, 1405.
36
37
38
39 (55) Manabe, K.; Yamaguchi, M. Catalyst-Controlled Site-Selectivity Switching in Pd-Catalyzed
40 Cross-Coupling of Dihaloarenes. *Catalysts* **2014**, *4*, 307.
41
42
43 (56) Schmidt, B.; Riemer, M. Suzuki–Miyaura Coupling of Halophenols and Phenol Boronic Acids:
44 Systematic Investigation of Positional Isomer Effects and Conclusions for the Synthesis of
45 Phytoalexins from Pyrinae. *J. Org. Chem.* **2014**, *79*, 4104.
46
47
48
49 (57) Fauvarque, J. F.; Pflüger, F.; Troupel, M. Kinetics of Oxidative Addition of Zerovalent
50 Palladium to Aromatic Iodides. *J. Organomet. Chem.* **1981**, *208*, 419.
51
52
53
54 (58) This phenol was chosen as a model compound to optimize the experimental conditions because
55 it is the least odorous of the *p*-substituted phenols employed.
56
57
58
59
60

- 1
2 (59) Alam, N.; Amatore, C.; Combellas, C.; Pinson, J.; Savéant, J.-M.; Thiébault, A.; Verpeaux, J.
3
4 N. Electrochemically Catalyzed Aromatic Nucleophilic Substitution. Phenoxide Ion as Nucleophile. *J.*
5
6 *Org. Chem.* **1988**, *53*, 1496.
7
8 (60) Amatore, C.; Combellas, C.; Pinson, J.; Savéant, J.-M.; Thiébault, A. Phenoxide Ions as
9
10 Nucleophiles in $S_{RN}1$ Aromatic Nucleophilic Substitution. *J. Chem. Soc., Chem. Comm.* **1988**, *0*, 7.
11
12 (61) Petrillo, G.; Novi, M.; Dell'Erba, C. Unsymmetrical Biaryls from Aryloxy Anions and
13
14 Arylazo Phenyl Sulfides in DMSO. *Tetrahedron Lett.* **1989**, *30*, 6911.
15
16 (62) Petrillo, G.; Novi, M.; Dell'Erba, C.; Tavani, C.; Berta, G. $S_{RN}1$ C-arylation of Potassium
17
18 Aryloxides by Arylazo Phenyl or *tert*-Butyl Sulfides in DMSO. *Tetrahedron* **1990**, *46*, 7977.
19
20 (63) Janhsen, B.; Daniliuca, C. G.; Studer, A. Intra- versus Intermolecular Electron Transfer in
21
22 Radical Nucleophilic Aromatic Substitution of Dihalo(hetero)arenes - a Tool for Estimating π -
23
24 Conjugation in Aromatic Systems. *Chem. Sci.* **2017**, *8*, 3547.
25
26 (64) The reaction profile was determined by GC, Figure S6.
27
28 (65) Lv, J.; Liu, Q.; Tang, J.; Perdih, F.; Kranjc, K. A facile synthesis of indolo[3,2,1-jk]carbazoles
29
30 via palladium-catalyzed intramolecular cyclization. *Tetrahedron Lett.* **2012**, *53*, 5248.
31
32 (66) Zysman-Colman, E.; Arias, K.; Siegel, J. S. Synthesis of arylbromides from arenes and N-
33
34 bromosuccinimide (NBS) in acetonitrile. A convenient method for aromatic bromination. *Can. J.*
35
36 *Chem.* **2009**, *87*, 440.
37
38 (67) Das, B.; Venkateswarlu, K.; Majhi, A.; Siddaiah, V.; Reddy, K. R. A facile nuclear bromination
39
40 of phenols and anilines using NBS in the presence of ammonium acetate as a catalyst. *J. Mol. Catal. A:*
41
42 *Chem.* **2007**, *267*, 30.
43
44 (68) Oberhauser, T. A New Bromination Method for Phenols and Anisoles: NBS/HBF₄·Et₂O in
45
46 CH₃CN. *J. Org. Chem.* **1997**, *62*, 4504.
47
48 (69) Barolo, S. M.; Wang, Y.; Rossi, R. A.; Cuny, G. D. Synthesis of pyrido[1,2-a]benzimidazoles
49
50 by photo-stimulated C–N bond formation via $S_{RN}1$ reactions. *Tetrahedron* **2013**, *69*, 5487.
51
52
53
54
55
56
57
58
59
60

1
2 (70) Kumar, A.; Yadav, A.; Verma, A.; Jana, S.; Sattar, M.; Kumar, S.; Prasada, C. D.; Kumar, S.
3
4 Chemoselective arylation of phenols with bromo-nitroarenes: synthesis of nitro-biaryl-ols and their
5
6 conversion into benzofurans and carbazoles. *Chem. Commun.* **2014**, *50*, 9481.
7

8
9 (71) R. Long; Yan, X.; Wu, Z.; Li, Z.; Xiang, H.; Zhou, X. Palladium-catalyzed direct arylation of
10
11 phenols with aryl iodides. *Org. Biomol. Chem.* **2015**, *13*, 3571.
12
13
14
15
16
17
18
19
20
21
22
23
24
25
26
27
28
29
30
31
32
33
34
35
36
37
38
39
40
41
42
43
44
45
46
47
48
49
50
51
52
53
54
55
56
57
58
59
60