

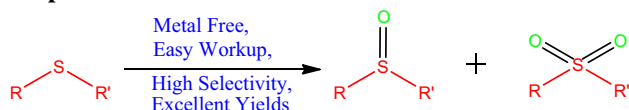
A Simple Metal Free Oxidation of Sulfide Compounds

Ravindra B. Wagh¹ · Jayashree M. Nagarkar¹

Received: 16 September 2016 / Accepted: 20 November 2016
© Springer Science+Business Media New York 2016

Abstract This work reports simple, efficient, selective protocol for the oxidation of sulfide compounds. Various sulfides were selectively and completely converted into their corresponding sulfoxides and sulfones using H₂O₂ as an oxidant in presence of catalytic amount of caprylic acid. The reaction proceeds at room temperature to give sulfoxide and by increasing the reaction temperature to 50 °C, this system provides selective formation of sulfone with high conversion and excellent yields. Green, convenient, easy work-up, chemoselectivity, broad substrate scope and regeneration of catalyst are the important highlights of this protocol.

Graphical Abstract



Using H₂O₂ as an oxidant in presence of catalytic amount of caprylic acid various sulfides were selectively and completely converted into their corresponding sulfoxides and sulfones.

Keywords Oxidation · Sulfide · Sulfoxide · Sulfone · Caprylic acid · Medium chain fatty acid (MCFA)

Electronic supplementary material The online version of this article (doi:10.1007/s10562-016-1932-1) contains supplementary material, which is available to authorized users.

✉ Jayashree M. Nagarkar
jm.nagarkar@ictmumbai.edu.in

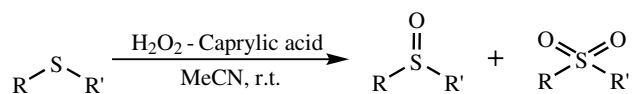
¹ Department of Chemistry, Institute of Chemical Technology, Matunga, Mumbai 400019, India

1 Introduction

Oxidation of sulfide is the most important synthetic aspects for various industries such as pharmaceuticals, chemicals and petrochemicals [1–4]. Now-a-days the chemical research is directed towards developing green processes. Innovation in a synthetic route becomes inefficient without a green approach. Oxidation of sulfide gives formation of sulfoxide or sulfone compounds with the help of oxidant. The main problem encountered during this type of oxidation is chemoselectivity and due to this the reaction results in the mixture of sulfoxide and sulfone. Therefore, selective oxidation of sulfide still remains one of the most stimulating tasks for researchers. High atom economy is also an essential contribution to the overall process efficiency. Numerous reagents and oxidative procedures are available for this transformation [5–11]. Use of oxidants such as hydrogen peroxide with various transition metal catalysts under homogenous and heterogeneous conditions for this transformation is reported [12–17]. Oxidation also worked well in supercritical carbon dioxide as an environmentally benign reaction medium [18, 19]. Previous reports also suggested that this type of oxidation of sulfides is carried out with the use of acid–oxidant system [20–24], deep eutectic solvent–oxidant system [25], tetrazole amides–H₂O₂ system [26], zirconium tetrachloride [27] and silica supported sodium periodate [28], etc. However, by acknowledging the all reported work in this field, still hazardous metal contamination or preparation and use of metal catalysts, solvents, oxidants, long reaction time, high temperature, toxic waste generation, tedious workup, formation of side products etc. significantly lower their appeal. Therefore, development of new oxidation systems to overcome these drawbacks is necessary.

The use of green oxidant, i.e. hydrogen peroxide which is cheap, attractive, readily available and eco-friendly with water as a byproduct. The oxidative power of H_2O_2 is highlighted in several publications [29–31]. As per the principles of green chemistry, the process should be ‘green’ which implies that green techniques/chemicals should be used in order to make reaction conditions eco-friendly. The inorganic acids such as HCl , H_2SO_4 are not eco-friendly and thus use of such acids should be avoided which causes pollution in environment. Medium chain fatty acids (MCFAS) have more advantages as compared to other acids such as non-toxic in nature, easy to handle and reusable. Caprylic acid is one of the medium chain fatty acid (MCFA) which is cheap and easily available. It is obtained from butter and other animal fats. It is issued as an algacide, bactericide, and fungicide in nurseries, greenhouses, garden centers, and interiorscapes on ornamentals, dairy equipment, food processing equipment, breweries, wineries, and beverage processing plants in the manufacture of perfumes and flavors. In this context, with the aim to improve the efficiency and eco-friendly conditions of catalytic processes, we have developed new oxidation system, i.e. H_2O_2 with caprylic acid as a part of our research work on oxidation of organic compounds [32]. Herein, we report selective oxidation of sulfide to sulfoxide and sulfone with hydrogen peroxide in presence of catalytic amount of caprylic acid (Scheme 1).

The present protocol is found to be effective with acetonitrile (MeCN) as a solvent. Higher selectivity was achieved in the oxidation of sulfides to sulfoxides and sulfones. By increasing the reaction temperature to 50°C for oxidation of sulfides to sulfones provides excellent conversion and maximum yield. Use of dichloromethane (CH_2Cl_2) gives product separation easily. Moreover, the sodium caprylate obtained after the workup is also used in foods as abinder, emulsifier in cosmetics etc. To best of our knowledge, this is the first oil/MCFA based oxidation system which offers high selectivity, purity, good to excellent yields, metal free approach, regeneration of catalyst, easy reaction condition with workup process which avoid expensive catalyst and harsh reaction condition.



where, R, R' = alkyl or aryl

Scheme 1 Oxidation of sulfide compounds

2 Experimental

2.1 Materials and Methods

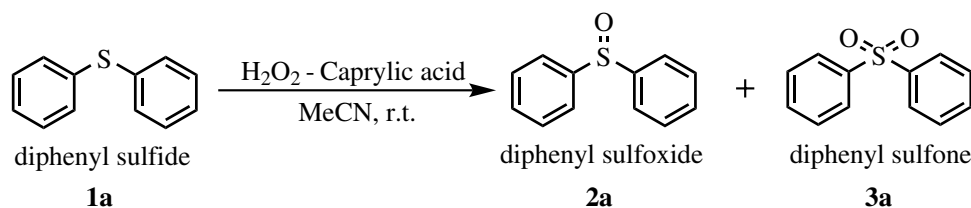
All chemicals were purchased from Sigma Aldrich, S.D Fine Chemical, commercial suppliers and used without further purifications. The MCFAS were procured from Loba Chemie Pvt Ltd. The reaction was monitored by TLC and GC analysis and performed on PerkinElmer Clarus 480. GC equipped with flame ionized detector with capillary column (Elite-1701, $30\text{ m} \times 0.32 \times 0.25$). The product mass conformed by GC–MS–QP 2010 instrument (Rtx-17, $30\text{ m} \times 25\text{ mm ID}$, film thickness $0.25\ \mu\text{m}$, column flow: 2 mL min^{-1} , $80\text{--}240^\circ\text{C}$ at 10°C/min rise). The products were purified by column chromatography using (60–120 mesh) silica gel with *n*-hexane and ethyl acetate as solvent. The pure product $^1\text{H NMR}$ spectroscopic data was recorded on a Varian Mercury plus-300 spectrometer using CDCl_3 as a solvent and TMS as internal standard. Melting or boiling points of the products were determined on a Galaxy scientific melting/boiling point apparatus.

2.2 General Procedure for Oxidation of Sulfide to Sulfoxide and Sulfone Compounds (Table 3)

An oven-dried Schlenk flask was allowed to cool to room temperature and charged sequentially with sulfide (1.0 mmol), MeCN (3.0 mL) and caprylic acid (10/20 mol%). The reaction was then activated by slow addition of 30% H_2O_2 (1.2/2.4 equiv.) and stirred at room temperature for the required time as given in Table 3. The progress of reaction was monitored by GC. After completion of the reaction, the reaction was quenched by adding aqueous solution of 10% Na_2SO_3 to the reaction mixture. Then the product was extracted with CH_2Cl_2 (30 mL) and then washed with distilled water (10 mL). The organic extract was dried over Na_2SO_4 and the solvent was removed under reduced pressure. The resultant product was purified by column chromatography using silica gel (60–120 mesh) with *n*-hexane and ethyl acetate as solvent to get the pure product. The structure of the product was confirmed by GC–MS, M.P./B.P. and $^1\text{H NMR}$ spectroscopic techniques.

2.3 General Procedure for Oxidation of Sulfide to Sulfone Compounds (Table 4)

An oven-dried Schlenk flask was allowed to cool to room temperature and charged sequentially with sulfide (1.0 mmol), MeCN (3.0 mL) and caprylic acid (20 mol%). The reaction was then activated by the addition of 30% H_2O_2 (2.4 equiv.) and stirred at 50°C for the required time as given in Table 4. The progress of reaction was monitored by GC. After completion of the reaction, the reaction

Table 1 Optimization of reaction parameters for diphenyl sulfide

Entry	Solvent	Oxidant H ₂ O ₂ (equiv.)	Caprylic acid (mol%)	Temperature (°C)	Time (min)	Conv. ^a (%)	Selectivity ^a (%)	
							2a	3a
1	MeCN	0.8	10	RT	220	59	59	–
2		1.0	10	RT	120	78	77	1
3		1.2	10	RT	30	100	97	3
4		1.4	10	RT	70	100	81	19
5		1.9	20	RT	85	100	35	65
6		2.2	20	RT	110	100	13	87
7		2.4	20	RT	90	100	–	100
8		2.4	20	50 °C	30	100	–	100
9		1.2	–	RT	24 h	63	58	5
10	Toluene	1.2	10	RT	30	45	38	7
11	DCM	1.2	10	RT	30	58	49	9
12	MeOH	1.2	10	RT	30	85	68	17
13	Hexane	1.2	10	RT	30	24	19	5
14	CHCl ₃	1.2	10	RT	30	65	57	8
15	Acetone	1.2	10	RT	30	62	59	3
16	EtOAc	1.2	10	RT	30	53	48	5
17	MeCN	TBHP (70%)	10	RT	30	64	55	9
		1.2			60	78	65	13
					300	90	70	20
18	MeCN	Oxone	10	RT	30	16	14	2
		1.2			60	21	19	2
					300	30	25	5
19	MeCN	Peracetic acid	10	RT	30	33	32	1
		1.2			60	42	38	4
					300	62	53	9
20	MeCN	m-CPBA	10	RT	30	49	39	10
		1.2			60	58	46	12
					300	67	52	15

Reaction conditions: **1a** (1 mmol), solvent (3 mL), caprylic acid, 30% H₂O₂, temp. RT (30–35 °C)

^aConversion and selectivity determined by GC with the area normalization method

was quenched by adding aqueous solution of 10% Na₂SO₃ to the reaction mixture. Then the product was extracted with CH₂Cl₂ (30 mL) and then washed with distilled water (10 mL). The organic extract dried over Na₂SO₄ and the solvent removed under reduced pressure. The resultant product was purified (if necessary) by column chromatography using silica gel (60–120 mesh) with *n*-hexane and ethyl acetate as solvent to get the pure product. The

structure of the product was confirmed by GC–MS, M.P./B.P. and ¹H NMR spectroscopic techniques.

3 Results and Discussion

Initially, for optimization purpose diphenyl sulfide **1a** (DPS) was selected as a substrate and oxidation of this

substrate was studied as a model reaction (Table 1) with acetonitrile (MeCN) and caprylic acid. Oxidant plays a key role in this reaction. The effect of the oxidant on DPS was studied by varying the amount of 30% H₂O₂ from 0.8 to 2.4 equiv. (Table 1, entry 1–7). H₂O₂ turned out to be the best oxidant as it gave 100% conversion of the products (Table 1, entry 3–7) at room temperature. It was observed that 1.2 equiv. of H₂O₂ gives 97% of diphenyl sulfoxide **2a** in 30 min (Table 1, entry 3) and 2.4 equiv. of oxidant gives 100% conversion of **1a** to diphenyl sulfone **3a** in 90 min (Table 1, entry 7). However, during conversion of **1a–3a**, time required for complete conversion was higher as compared to that of **1a–2a**. So we decided to increase the temperature to 50 °C which provided excellent yield and also helped to reduce the time during the sulfide to sulfone conversion (Table 1, entry 8). When the oxidation of diphenyl sulfide was carried out using different amounts of H₂O₂ such as 0.8 and 1.0 equiv. of oxidant, the reaction did not go to completion (Table 1, entry 1–2). However, absence of caprylic acid in model reaction showed incomplete conversion of product even after 24 h (Table 1, entry 9). It is also clear that the selectivity with respect to **3a** also increases as the caprylic acid amount increased from 10 to 20 mol% (Table 1, entry 4–8).

In further investigation, we carried out the model reaction in different solvents such as toluene, dichloromethane (DCM), methanol, hexane, chloroform (CHCl₃), acetone, ethyl acetate (EtOAc) but found less conversion and mixture of **2a** and **3a** (Table 1, entry 10–16). The oxidation was investigated with various oxidants such as tert-butyl hydrogen peroxide (TBHP), oxone, peracetic acid and m-CPBA but found less conversion of **1a–2a** (Table 1, entry 17–20).

In order to establish the catalytic activity of caprylic acid, we performed the model reaction with other MCFAS and LCFAS to investigate effect of medium chain fatty acid (MCFA) and long chain fatty acid (LCFA) on the oxidation of **1a–2a** (Table 2, entry 1–6). We found that higher conversion was obtained only with caprylic acid while others failed to give high conversion of **1a–2a**. This proves that caprylic acid is the most suitable catalyst for the oxidation of sulfides.

It was observed that higher conversion and selectivity for oxidation of sulfide to sulfoxide or sulfone is solubility dependent and excellent under homogenous conditions. Acetonitrile helps the reaction to proceed in homogeneous phase which provides proper mixing of substrate with caprylic acid and oxidant. Acetonitrile also plays an important role in this oxidation as the nitrogen atom of –CN stabilizes the partial positive charge on the sulfur atom in the transition state [23, 33]. Sulfoxide formation is an intermediate step during the oxidation of sulfide to sulfone. Since sulfoxide is less nucleophilic in nature, formation of sulfone takes longer time as compared to that of sulfoxide. We

Table 2 Comparison study between MCFAS and LCFAS

Entry	Acid (10 mol%)	Time (min)	Conv. ^a (%)	Selectivity ^a (%)	
				2a	3a
1	Caproic acid	30	93	91	2
2	Caprylic acid	30	100	97	3
3	Capric acid	30	90	87	3
4	Lauric acid	30	58	56	2
5	Palmitic acid	30	64	61	3
6	Oleic acid	30	38	35	3

Reaction condition: **1a** (1 mmol), MeCN (3 mL), Acid (10 mol%), 30% H₂O₂ (1.2 equiv.), temp. (30–35 °C)

^aConversion and selectivity determined by GC with the area normalization method

increased the amount of oxidant and caprylic acid along with increasing temperature to 50 °C. This helped to give selective and complete conversion of sulfide to sulfone without formation of sulfoxide.

In order to generalize the scope of the reaction, a series of structurally diverse sulfides were subjected to oxidation under optimized reaction conditions, and the results are presented in Table 3. Oxidation of alkyl, aryl–alkyl, diaryl sulfides etc. produced excellent yields of corresponding sulfoxides or sulfones depending upon the reaction condition (Table 3, entry 1–8). The sulfoxide and sulfone formation occurred in specified time in Table 3. DPS **1a** was easily and selectively oxidized to **2a** and **3a** with excellent yields (Table 3, entry 1). Similarly, methyl phenyl sulfide **1b** also oxidized to **2b** and **3b** selectively (Table 3, entry 2). The influence of electron donating or withdrawing group on substrate was not significant in this protocol. The substrates bearing electron donating and withdrawing groups were smoothly oxidized to the corresponding sulfoxide and sulfone selectively (Table 3, entry 3, 4). Dibenzyl sulfide **1e** and tetrahydrothiophene **1f** also oxidized selectively with good yields (Table 3, entry 5, 6). Aliphatic sulfides such as dimethyl sulfide **1g** and dibutyl sulfide **1h** were easily oxidized (Table 3, entry 7, 8).

The oxidation of sulfide to sulfone at 50 °C is achieved with high yields and selectivity and the results are presented in Table 4. A clean synthetic method was developed, in which sulfones were readily precipitated as the pure product with high yields (Table 4, entry 1–10). The sulfone formation occurred in specified time as given in Table 4. The product analysis study showed that sulfone was the only product formed under present reaction conditions. It is also clear that aromatic or aliphatic sulfides are chemoselectively oxidized to sulfones (Table 4, entry 1–10). Also no effect on sulfone formation was observed due to

Table 3 Oxidation of sulfide to sulfoxide and sulfone compounds

Entry	Substrate	Sulfoxide ^a			Sulfone ^b		
		Time (min)	Sel. ^c (%)	Yield ^d (%)	Time (min)	Sel. ^c (%)	Yield ^d (%)
1		30	97	96	90	100	97
2		30	98	94	85	100	96
3		30	98	93	95	99	95
4		30	97	94	100	98	96
5		30	97	94	100	99	94
6		25	98	88	95	98	86
7		25	97	82	90	98	92
8		25	98	84	95	99	88

^aReaction conditions: sulfide (1 mmol), MeCN (3 mL), caprylic acid (10 mol%), 30% H₂O₂ (1.2 equiv.), temp. (30–35 °C)

^bSulfide (1 mmol), MeCN (3 mL), Caprylic acid (20 mol%), 30% H₂O₂ (2.4 equiv.), temp. (30–35 °C)

^cSelectivity by GC

^dIsolated yield

electron donating or withdrawing group present on sulfides (Table 4, entry 3–7). This indicates that both the protocols, one in which without heating sulfoxide is formed selectively at room temperature and the other in which sulfone is formed by heating the reaction mass at 50 °C provide excellent yields and purity. This shows that both the protocols are very selective and easily controllable.

The regeneration of a catalyst was carried out and then the activity was tested. The oxidation of diphenyl sulfide **1a** to diphenyl sulfone **3a** was carried out by using the catalyst. After completion of the reaction, the reaction was quenched

by adding aqueous solution of 10% Na₂SO₃ to the reaction mixture. Then the product was extracted with CH₂Cl₂ (30 mL) and then washed with distilled water (10 mL). The aqueous layer obtained from this method was again acidified with 0.1 N HCl till the pH became acidic. Then aqueous layer was extracted with CH₂Cl₂ (25 mL). This extract was dried over Na₂SO₄ and the solvent was removed under reduced pressure. The resultant caprylic acid was reused in next cycle. The results of the recycling experiments with the yields of corresponding sulfone was still higher after three cycles and then slightly decreases Fig. 1. For the

Table 4 Oxidation of sulfide to sulfone compound

$$\text{R}'-\text{S}-\text{R}' \xrightarrow[\text{MeCN, } 50^\circ\text{C}]{\text{H}_2\text{O}_2 - \text{Caprylic acid}} \text{R}'-\text{S}(=\text{O})_2-\text{R}'$$

4a
5a

Entry	Substrate	Time (min)	Yield ^b (%)
1		30	98
2		30	98
3		30	98
4		30	97
5		30	98
6		30	98
7		30	98
8		30	97
9		25	92
10		25	95

Sulfide (1 mmol), MeCN (3 mL), caprylic acid (20 mol%), 30% H₂O₂ (2.4 equiv.), temp. (50 °C)

^aIsolated yield

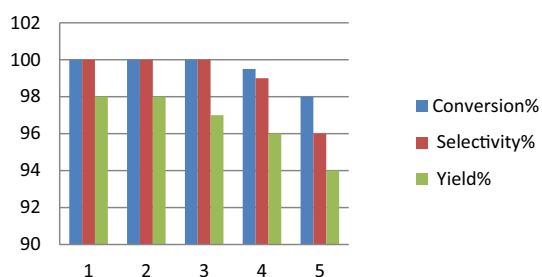


Fig. 1 Regeneration of catalyst

loss of catalyst in each reusability experiment, the diphenyl sulfide **1a** added should be decreased proportionally in each cycle.

4 Conclusions

In summary, we have developed a simple, highly efficient and environmentally benign methodology for the oxidation of sulfide compounds by using new oxidation system (H_2O_2 -caprylic acid). This MCFA based oxidation is a metal and additive free protocol for the oxidation of sulfide compounds. Here, these two protocols have a good substrate scope with excellent yields as well as high selectivity. The transformation worked well with the liquid and solid sulfides with homogeneous reaction mixture. Due to its green, convenient and easy work up procedures with regeneration of catalyst, we believe that new oxidation system surpasses previously reported systems. These developed protocols promise broad applications in organic synthesis. Importantly, significant yield and quality is achieved which is the noticeable achievement of this protocols. Other applications of this new oxidation system in organic reactions are under way in our laboratory.

Acknowledgements The author (RBW) is greatly thankful to the UGC (University Grant Commission, India) for providing the junior research fellowship (JRF).

References

1. Frenanez I, Khiar N (2003) *Chem Rev* 103:3651

2. Munoza M, Romanellia G, Bottob IL, Cabelloa CI, Lamonienc C (2010) *Appl Catal B* 100:254
3. Ghaemi A, Rayati S, Zakavi S, Safari N (2009) *Appl Catal A* 353:154
4. Spencer CM, Faulds D (2000) *Drugs* 103:321
5. Romanowski G (2013) *J Mol Catal A Chem* 368:137
6. Mba M, Prins LJ, Zonta C, Cametti M, Valkonen A, Rissanen K, Ilicini G (2010) *Dalton Trans* 39:7384
7. Khurana JM, Nand B (2010) *Can J Chem* 88:906
8. Alcon MJ, Corma A, Iglesias M, Sanchez F (2002) *J Mol Catal A Chem* 178:253
9. Das R, Chakarborty D (2010) *Tetrahedron Lett* 51:6255
10. Mandal M, Chakarborty D (2015) *RSC Adv* 5:12111
11. Chen TH, Yuan ZB, Carver A, Zhang R (2014) *Appl Catal A* 478:275
12. Bagherzadeh M, Latifi R, Tahsini L, Amini M (2008) *Catal Commun* 10:196
13. Matteucci M, Bhalay G, Bradley M (2003) *Org Lett* 5:235
14. Gao J, Guo H, Liu S, Wang M (2007) *Tetrahedron Lett* 48:8453
15. Raju BR, Sarkar S, Reddy U C, Saikia AK (2009) *J Mol Catal A Chem* 308:169
16. Jayaseeli AMI, Rajagopal S (2009) *J Mol Catal A Chem* 309:103
17. Gunaratne HQN, McKervey MA, Feutren S, Finlay J, Boyd J (1998) *Tetrahedron Lett* 39:5655
18. Mello R, Olmos A, Aragonés AA, Rodríguez AD, Núñez MEG, Asensio G (2010) *Eur J Org Chem* 32:6200
19. Karmee SK, Greiner L, Kraynov A, Muller TE, Niemeijer B, Leitner W (2010) *Chem Commun* 46:6705
20. Rostami A, Akradi J (2010) *Tetrahedron Lett* 51:3501
21. Jafarpour M, Ghahramaninezhad M, Rezaeifard A (2014) *New J Chem* 38:2917
22. Golchoubian H, Hosseinpoor F (2007) *Molecules* 12:304
23. Gayakwad EM, Patil VV, Shankarling GS (2016) *New J Chem* 40:223:24.
24. Tumula VR, Bondwal S, Bisht P, Pendem C, Kumar J (2012) *React Kinet Mech Cat* 107:449
25. Dai DY, Wang L, Chen Q, He MY (2014) *J Chem Res* 38:183
26. Secci F, Arca M, Frongia A, Piras PP (2014) *New J Chem* 38:3622
27. Bahrami K (2006) *Tetrahedron Lett* 47:2009
28. Varma RS, Saini RK, Meshram HM (1997) *Tetrahedron Lett* 38:6525
29. Rostami A, Tahmasbi B, Abedi F, Shokri Z (2013) *J Mol Catal A Chem* 378:200
30. Islam SM, Roy AS, Mondal P, Tuhina K, Mobarak M, Mondal J (2012) *Tetrahedron Lett* 53:127
31. Jereb M (2012) *Green Chem* 14:3047
32. Wagh RB, Gund SH, Nagarkar JM (2016) *J Chem Sci* 128:1321
33. Malkov AV, Derrien N, Barlog M, Kocovsky P (2014) *Chem Eur J* 20:4542