

## Palladium Nanoparticles Supported on ZIF-8 as an Efficient Heterogeneous Catalyst for Aminocarbonylation

Dang Thanh Tuan, Yinghuai Zhu, Joyce S. Y. Ngiam, Subhash Chandra Ghosh, Anqi Chen, and Abdul Majeed Seayad

*ACS Catal.*, **Just Accepted Manuscript** • DOI: 10.1021/cs400232b • Publication Date (Web): 21 May 2013

Downloaded from <http://pubs.acs.org> on May 22, 2013

### Just Accepted

“Just Accepted” manuscripts have been peer-reviewed and accepted for publication. They are posted online prior to technical editing, formatting for publication and author proofing. The American Chemical Society provides “Just Accepted” as a free service to the research community to expedite the dissemination of scientific material as soon as possible after acceptance. “Just Accepted” manuscripts appear in full in PDF format accompanied by an HTML abstract. “Just Accepted” manuscripts have been fully peer reviewed, but should not be considered the official version of record. They are accessible to all readers and citable by the Digital Object Identifier (DOI®). “Just Accepted” is an optional service offered to authors. Therefore, the “Just Accepted” Web site may not include all articles that will be published in the journal. After a manuscript is technically edited and formatted, it will be removed from the “Just Accepted” Web site and published as an ASAP article. Note that technical editing may introduce minor changes to the manuscript text and/or graphics which could affect content, and all legal disclaimers and ethical guidelines that apply to the journal pertain. ACS cannot be held responsible for errors or consequences arising from the use of information contained in these “Just Accepted” manuscripts.



# Palladium Nanoparticles Supported on ZIF-8 as an Efficient Heterogeneous Catalyst for Aminocarbonylation

Tuan T. Dang,<sup>†</sup> Yinghuai Zhu,<sup>‡</sup> Joyce S. Y. Ngiam,<sup>†</sup> Subhash C. Ghosh,<sup>†,§</sup> Anqi Chen,<sup>†</sup> Abdul M. Seayad<sup>†,\*</sup>

<sup>†</sup> Organic Chemistry, Institute of Chemical and Engineering Sciences, 8 Biomedical Grove, #07-01 Neuros, Singapore 138665.

<sup>‡</sup> Polymer chemistry, Institute of Chemical and Engineering Sciences, 1, Pesek Road, Singapore- 627833.

E-mail: abdul\_seayad@ices.a-star.edu.sg.

*Keywords:* aminocarbonylation, carbonylation, palladium nanoparticles, heterogeneous catalysis, ZIF-8, amide synthesis

## Supporting Information Placeholder

**ABSTRACT:** Pd nanoparticles supported on ZIF-8 (PdNPs/ZIF-8) is described as an efficient heterogeneous catalyst for the aminocarbonylation of bromoarenes in the presence of phosphines and iodoarenes under phosphine free conditions. The catalyst can be readily prepared and is air stable. The palladium loading can be as low as 1 wt% and the catalyst was recycled four times with negligible change in catalytic performance. A variety of pharmaceutically important amides was readily synthesized. A TON of 2540 was easily achieved in a batch reaction by scaling up to a gram scale. The catalyst reported can also be applied to the synthesis of cyclic and primary amides as well as alkoxy carbonylation reaction to form ester.

## INTRODUCTION

Amide bond formation is one of the most important transformations in organic synthesis as well as chemical and pharmaceutical industries.<sup>1</sup> Its ever-demanding simple synthesis by the atom efficient direct coupling of carboxylic acids with amines generally requires drastic conditions that are quite often not compatible with several functional groups or with less stable molecules.<sup>2</sup> To facilitate the coupling under mild conditions, high-molecular weight coupling agents or derivatives of carboxylic acids are often used, which results in generating large amount of waste that needs to be addressed for large scale industrial applications.<sup>3</sup> To address this problem, several atom economical approaches for amide synthesis have been developed using alcohols and aldehydes as starting materials under oxidative conditions.<sup>4</sup> Another convenient method is the aminocarbonylation in which the required carbonyl functional group is generated catalytically *in situ* from readily available organic halides and carbon monoxide and are directly reacted with the amine to form the desired amide product.<sup>5</sup>


Aryl iodides are generally the substrate of choice in aminocarbonylation and quantitative yields were reported in the presence of various homogeneous catalysts derived from palladium salts with or without phosphine ligands at temperatures in the range of 50 – 130°C and 1 – 10 atm of carbon monoxide pressure.<sup>5d-j</sup> The corresponding less expensive aryl bromides are more attractive

substrates but the reaction often requires harsher conditions or tailor-made ligands.<sup>6</sup> For examples, an atmospheric pressure aminocarbonylation was reported by Buchwald and co-workers using Pd(OAc)<sub>2</sub> in presence of Xantphos ligand at 80 – 120 °C for the synthesis of a variety of Weinreb amides from aryl bromides.<sup>6f</sup> Another example was reported by Beller and co-workers using CataCium A as the ligand for primary amide synthesis at 80 – 130 °C and 2 bar CO pressure from various substituted aryl bromides and hetero-aryl bromides.<sup>6e</sup> Recently, palladium based homogeneous catalysts were also reported for substrates such as benzyl chlorides and aryl chlorides.<sup>7</sup> Although these homogeneous palladium catalysts offer high selectivity and yields under relatively mild operating conditions, their industrial applicability is limited by the inherent problem of catalyst separation from the product and its recycle.<sup>8</sup> Moreover, the palladium residues in the product stream could be a serious issue in pharmaceutical industry.<sup>8</sup> In an attempt to address such limitations, Csajagi and co-workers reported supported Pd(PPh)<sub>4</sub> catalyst that provided amide products up to 81% yield at 100°C and 30 bar pressure under continuous flow mode using aryl iodides as substrates.<sup>9</sup> In the case of aryl bromides, only 2-pyridyl bromides were reported with a moderate yield of 56%. Petricci and co-workers described microwave-assisted aminocarbonylation of aryl iodides in the presence of Pd/C (palladium on charcoal) catalyst at 10 bar and 130°C.<sup>10</sup> However, the less expensive aryl bromides are more challenging substrates for heterogeneous catalysts and no efficient aminocarbonylation was reported so far with it. In our effort to develop promising catalysts for potential industrial applications, recently we reported Pd nanoparticles supported on MOF-5 (Pd/MOF-5) having low levels of palladium loading as a recyclable catalyst for the aminocarbonylation of aryl iodides under atmospheric pressure of carbon monoxide achieving quantitative yields of the corresponding amide products.<sup>11</sup> Though excellent yields were achieved for a variety of substrates including heteroaryl compounds, this catalyst needs special handling as MOF-5 is moisture sensitive and structural changes occurred that negatively affect the catalytic performance.<sup>11</sup> Herein, we report air and moisture stable Pd nanoparticles supported on ZIF-8 (Zeolitic Imidazole Framework)<sup>12</sup> as a robust and efficient catalyst for the aminocarbonylation of both aryl bromides and iodides under relatively mild operating conditions.

The advantage of using ZIF-8 as the support is due to its high surface area, easy preparation, stability in water and its high temperature tolerance even in the presence of methanol and acids/bases.<sup>12</sup> Its application as an efficient catalyst support has been demonstrated recently for various reactions such as AuNPs-catalyzed oxidation of CO, NiNPs-catalyzed hydrolysis of ammonia borane, IrNPs-catalyzed hydrogenation.<sup>13</sup>

## RESULTS AND DISCUSSION

The Pd/ZIF-8 catalyst was easily prepared with PVA<sup>15</sup> as stabilizer and hydrazine as the reductant (see SI). The morphology of ZIF-8 and Pd/ZIF-8 samples was characterized by XRD, BET & Langmuir surface area, SEM, TEM and IR methods. The XRD patterns for ZIF-8 and Pd/ZIF-8 showed no difference between both the samples. The sharp peaks showed good crystallinity of ZIF-8 (see SI). The N<sub>2</sub> adsorption isotherm measurement indicated that ZIF-8 material have a BET specific surface area of 1303 m<sup>2</sup>g<sup>-1</sup> and Langmuir surface area of 1789 m<sup>2</sup>g<sup>-1</sup> and no significant change observed upon incorporation of Pd nanoparticles. SEM images also support the conclusion that no significant changes in surface morphology occurred upon preparation of supported Pd on ZIF-8 (Figure 1, A & B). The TEM images showed that Pd nanoparticles exist as dark-gray areas ranging from 4 to 9 nm, which are easily recognized from the surrounding light-gray background of ZIF-8 (Figure 1, C & D). The Pd nanoparticles were well dispersed on the external surface of ZIF-8 and no obvious aggregation was observed with samples having low palladium loading of 1 wt%.



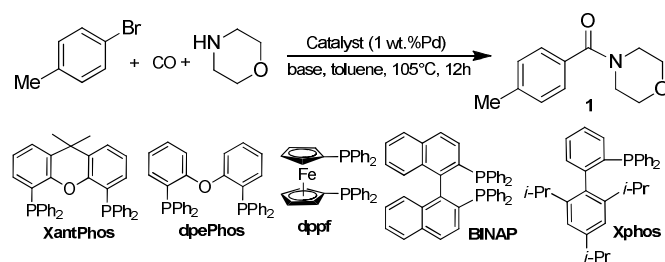
**Figure 1.** SEM images of ZIF-8 (A) & Pd/ZIF-8 (B) and TEM images of Pd/ZIF-8 (C & D).

Initial optimization studies were carried out using *p*-bromotoluene and morpholine as standard substrates at 105°C and 4 bar of CO for 12 h as shown in Table 1. Presence of a phosphine ligand was found to be necessary as no appreciable amount of product was detected in its absence. Monodentate ligands such as PPh<sub>3</sub> and XPhos gave lower yields (32% and 58% respectively). Bidentate ligands such as dppf, BINAP and Xantphos gave higher yields of 65%, 66% and 76% respectively and near quantitative yield was achieved when dpePhos was used as the ligand. The employment of phosphine ligand is crucial for the success of aminocarbonylation reaction. The adsorbed phosphine ligand could either alter the electronic properties to facilitate the oxidative addition step or promote the reductive elimination step by steric bulk around

PdNPs as suggested by Tagata and Nishida.<sup>16</sup> In addition, phosphine ligands could also stabilize PdNPs to prevent aggregation.

Other potential catalyst supports such as Al<sub>2</sub>O<sub>3</sub>, MCM-41 and MOF-5 provided only 42%, 73% and 84% respectively. The amount of dpephos can be reduced to 1 mol% without much change in the catalytic performance and a TON >400 was achieved by using 1 mmol of substrate. Insoluble inorganic bases such as K<sub>2</sub>CO<sub>3</sub> and K<sub>3</sub>PO<sub>4</sub> were found to be the best compared to the soluble organic bases such as Hünig base, DBU and Et<sub>3</sub>N. The reaction can also be carried out at atmospheric pressures and only marginal decrease in yield (89%).

**Table 1.** Optimization of conditions for aminocarbonylation of *p*-bromotoluene with morpholine.



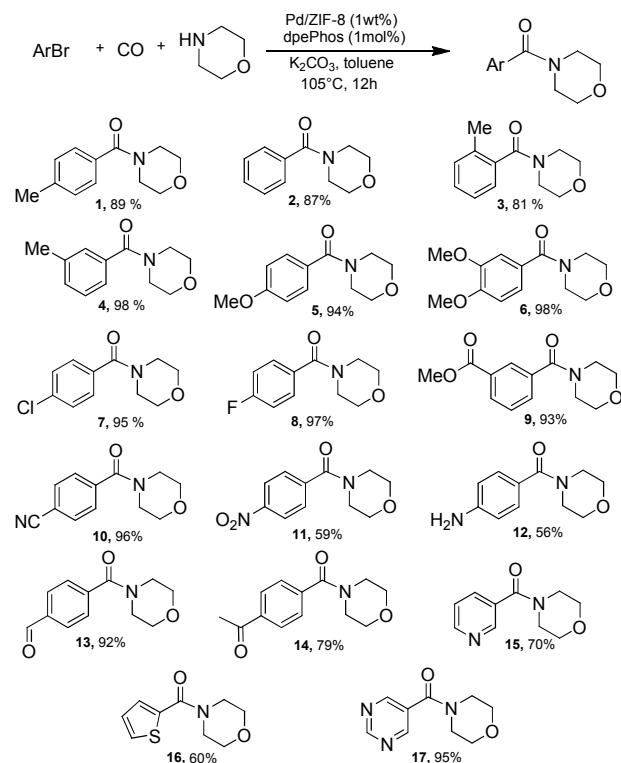
Entry	Catalyst	Base	Ligand (mol%)	ArBr (mmol)	Yield (%) <sup>[a]</sup>
1	Pd/ZIF-8	K <sub>2</sub> CO <sub>3</sub>	-	0.3	n.d.
2	Pd/ZIF-8	K <sub>2</sub> CO <sub>3</sub>	PPh <sub>3</sub> (5)	0.3	32
3	Pd/ZIF-8	K <sub>2</sub> CO <sub>3</sub>	XPhos(5)	0.3	58
4	Pd/ZIF-8	K <sub>2</sub> CO <sub>3</sub>	dppf(5)	0.3	65
5	Pd/ZIF-8	K <sub>2</sub> CO <sub>3</sub>	XantPhos(5)	0.3	76
6	Pd/ZIF-8	K <sub>2</sub> CO <sub>3</sub>	BINAP(5)	0.3	66
7	Pd/ZIF-8	K <sub>2</sub> CO <sub>3</sub>	dpePhos(5)	0.3	99
8	Pd/MOF-5 <sup>[b]</sup>	K <sub>2</sub> CO <sub>3</sub>	dpePhos(5)	0.3	84
9	Pd/Al <sub>2</sub> O <sub>3</sub>	K <sub>2</sub> CO <sub>3</sub>	dpePhos(5)	0.3	42
10	Pd/MCM-41	K <sub>2</sub> CO <sub>3</sub>	dpePhos(5)	0.3	73
11	<b>Pd/ZIF-8</b>	<b>K<sub>2</sub>CO<sub>3</sub></b>	<b>dpePhos(1)</b>	<b>1.0</b>	<b>94<sup>[c]</sup></b>
12	Pd/ZIF-8 <sup>[d]</sup>	K <sub>2</sub> CO <sub>3</sub>	dpePhos(1)	1.0	89
13	Pd/ZIF-8	K <sub>3</sub> PO <sub>4</sub>	dpePhos(1)	1.0	86
14	Pd/ZIF-8	DBU	dpePhos(1)	1.0	64
15	Pd/ZIF-8	( <i>i</i> -Pr) <sub>2</sub> NEt	dpePhos(1)	1.0	79
16	Pd/ZIF-8	Et <sub>3</sub> N	dpePhos(1)	1.0	25
17	Pd/ZIF-8 <sup>[e]</sup>	K <sub>2</sub> CO <sub>3</sub>	dpePhos(1)	1.0	78

<sup>[a]</sup> Bromotoluene (1 mmol, 1 equiv), CO (4 bar), morpholine (1.5 equiv), catalyst (24 mg), base (2 equiv), toluene (3 mL). Yields were calculated from GC analysis using FFAP capillary column with *n*-dodecane as the internal standard. <sup>[b]</sup> The surface area of Pd/MOF-5 used was 718 m<sup>2</sup>g<sup>-1</sup>. <sup>[c]</sup> Corresponding homogeneous reaction with Pd(OAc)<sub>2</sub>/dpephos gave no product and a comparison with common homogeneous catalysts is given in SI, Table S4. <sup>[d]</sup> Reaction was carried out under 1 bar of CO. <sup>[e]</sup> Pd/ZIF-8 (0.5 wt. %).

With the optimized condition in hand, first we extended the scope of this aminocarbonylation reaction to a wide range of aryl bromides with morpholine as the amine (Table 2). Bromobenzene gave 87% isolated yield of **2** under the optimized conditions for 12h. Sterically hindered *ortho* substituted substrate such as *o*-bromotoluene showed slightly lower reactivity as expected and

gave 81% yield to the amide **3** compared to the *m*-bromotoluene, which gave up to 98% yield of **4**. Excellent yields in the range of 93 – 98% were achieved for amides **5** – **10** with *p*-OMe, *m*-COOMe, *p*-Cl, *p*-F, and *p*-CN functionalized aryl bromides while moderate yields of 56 – 59 % were obtained for **11** and **12** with *p*-NH<sub>2</sub> and *p*-NO<sub>2</sub> substituted bromides. It is noteworthy that aldehyde and ketone substituted aryl bromides could be readily converted to the desired amides **13** and **14** in very good yields (92% and 79% respectively) without any significant potential side reactions. Heterocyclic aryl bromides were also effective and moderate to high yields were achieved for thiopheny (**16**), pyridyl (**15**), and pyrimidyl (**17**) amides.

**Table 2.** Scope of the aminocarbonylation of aryl bromides with morpholine.<sup>[a]</sup>



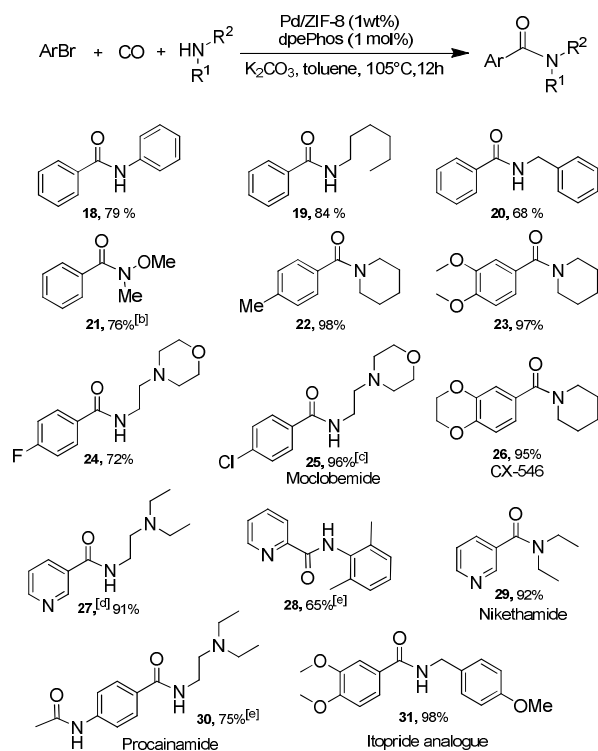
<sup>[a]</sup> ArBr (1 mmol, 1 equiv), CO (4 bar), NHR<sup>1</sup>R<sup>2</sup> (1.5 equiv), Pd/ZIF-8 (24 mg, 0.21 mol% Pd), K<sub>2</sub>CO<sub>3</sub> (1.5 equiv), toluene (3 mL), yields given are isolated yields.

Effect of various amines in combination with suitable aryl bromides were also evaluated with the aim of application in the synthesis of pharmaceutically important amides and the results are presented in Table 3. Aromatic primary amines and benzyl amines showed moderate yields compared to alkyl primary, secondary and cyclic amines. Accordingly, aniline and benzylamine gave 79% and 68% yield of **18** and **20** respectively with bromobenzene, while 84 % yield of **19** was observed with *n*-hexylamine. Weireb amide **21** was synthesized in 76% yield by using *N,N*-dimethylhydroxylamine hydrochloride. In this case an additional equivalent of K<sub>2</sub>CO<sub>3</sub> was used to generate the free amine from the hydrochloride salt. With cyclic secondary amines such as piperidine, the desired amides **22** and **23** were obtained in excellent yields up to 98%.

Synthesis of several drug molecules and pharmacologically important compounds were attempted using this catalytic methodology. Aminocarbonylation of 1-chloro-4-bromobenzene with mor-

pholinoethanamine gave 96% of Moclobemide **25**, a generic drug used in the treatment of depression.<sup>19</sup> The *p*-Cl substituent is tolerated under the reaction conditions. This synthesis was scaled up to six times using the same catalyst loading (24 mg) in a 24 hours reaction which gave up to 89% isolated yield with a TON of 2540. The corresponding fluoro derivative **24** was obtained in 72% yield. The CX-546 drug molecule **26** (developed by Cortex Pharmaceuticals for the treatment of schizophrenia)<sup>18</sup> was obtained in 95% yield. Aminocarbonylation of sterically bulky aniline such as 2,6-dimethylaniline with 2-bromopyridine gave a promising yield of 65% to the amide **28**, which is an important intermediate for the synthesis of Mepivacaine.<sup>17</sup> Nikethamide (**29**), a stimulant agent which mainly affects the respiratory cycle, could be synthesized in 92 % isolated yield. Procainamide **30**,<sup>20</sup> another important antiarrhythmic drug, was also synthesized in 75% isolated yield under 10 bar of CO at 120°C. The elevated conditions required may be due to the presence of electron withdrawing *p*-amide group present in the starting aryl bromide. An analogue of Itopride drug molecule (**31**) was easily synthesized in 98% isolated yield.<sup>6c</sup>

**Table 3.** Scope of the aminocarbonylation of aryl bromides with various amines.<sup>[a]</sup>



<sup>[a]</sup> ArBr (1 mmol, 1 equiv), CO (4 bar), NHR<sup>1</sup>R<sup>2</sup> (1.5 equiv), Pd/ZIF-8 (24 mg, 0.21 mol% Pd), K<sub>2</sub>CO<sub>3</sub> (1.5 equiv), toluene (3 mL), yields given are isolated yields. <sup>[b]</sup> The corresponding amine hydrochloride was used in presence of additional equiv of K<sub>2</sub>CO<sub>3</sub>. <sup>[c]</sup> Scaled up to six times and obtained 89% isolated yield with a TON of 2540. <sup>[d]</sup> Corresponding <sup>11</sup>C amide is a PET tracer for Melenoma. <sup>[e]</sup> Reaction at 120°C, 10 bar of CO, 18h.

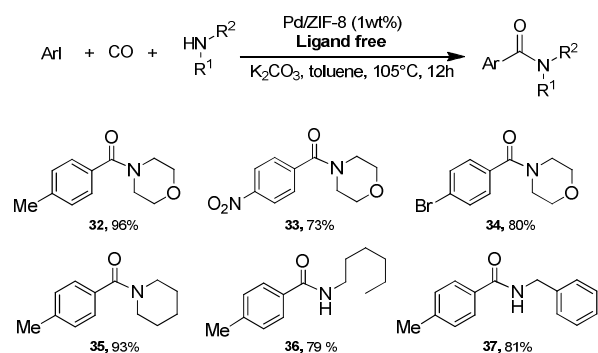
Apart from the easy catalyst-product separation, the Pd/ZIF-8 catalyst showed promising recyclability and low levels of palladium leaching. The catalyst was efficiently recycled four times without any significant loss in catalytic activity for the standard aminocarbonylation of *p*-bromotoluene with morpholine under the optimized conditions. ICP-AES analysis was carried out using the

filtrate after each run and the palladium leaching was found to be less than 4 ppm in each run (see SI).

In order to understand if the leached out catalyst is responsible for the observed catalytic activity, the filtrate of the standard aminocarbonylation of *p*-bromotoluene with morpholine was evaluated for further potential reaction. For this purpose, we chose the soluble Hünig base for easy filtration compared to the solid  $K_2CO_3$  (see entries 12 and 14 in Table 1 for reactivity comparison). After 2 hours of reaction, a yield 28% of the amide was obtained. No appreciable further conversion was observed when the filtrate after removing the solid catalyst was subjected to aminocarbonylation for the next 8 hours. This suggests that the heterogeneous PdNPs supported on ZIF-8 is the true active catalyst.<sup>21</sup>

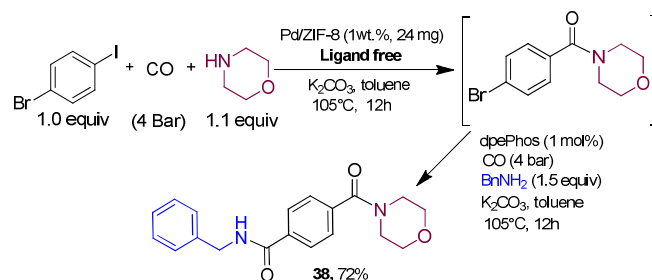
The aminocarbonylation of more active aryl iodides could be easily carried out in the absence of ligands using the Pd/ZIF-8 catalyst and various desired products **32** – **37** were obtained in very good yields as presented in Table 4. This ligand assisted selective aminocarbonylation between aryl bromides and iodides was utilized for the sequential one-pot aminocarbonylation of *p*-iodo bromobenzene to form the desired bis-amide **38** in 72% isolated yield as shown in Scheme 1.

**Table 4.** Scope of the aminocarbonylation of aryl iodides with amines.<sup>[a]</sup>



<sup>[a]</sup> ArI (1 mmol), CO (4 bar),  $NHR^1R^2$  (1.5 equiv), Pd/ZIF-8 (24 mg, 0.21 mol% Pd),  $K_2CO_3$  (1.5 equiv), toluene (3 mL), yields given are isolated yields.

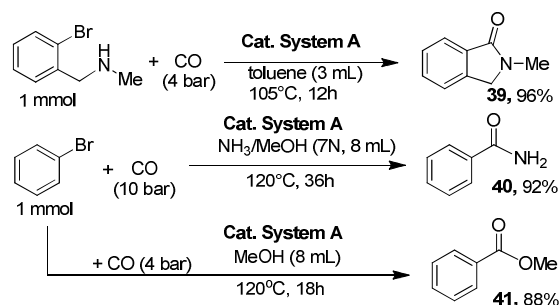
**Scheme 1.** One-pot sequential aminocarbonylation of *p*-iodo bromobenzene.



The generality of this catalyst system was further investigated in the synthesis of cyclic amide, primary amide, and ester as presented in Scheme 2. 2-methylisoindolin-1-one **39** was obtained in 96% yield through an intramolecular aminocarbonylation of 1-(2-bromophenyl)-*N*-methylmethanamine. The aminocarbonylation of phenyl bromide with ammonia in methanol solution afforded the

primary amide in 92% isolated yield of **40** in 36h. Formation of the primary amide proceeds through the initial formation of the methyl ester, which was evident from the analysis of intermediate samples that showed its formation and disappearance over time. Accordingly hydroesterification was investigated using methanol as the solvent and methylbenzoate **41** was isolated in 88% yield in 18h of reaction.

**Scheme 2.** Synthesis of cyclic amide, primary amide and ester from phenyl bromide using carbonylations.



**Cat. System A:** Pd/ZIF-8 (1wt%, 24 mg), dpePhos (1 mol%),  $K_2CO_3$  (2 equiv)

In conclusion, we have reported an active and stable heterogeneous Pd nanoparticles catalyst supported on ZIF-8 for the aminocarbonylation of both bromoarenes and iodoarenes in presence of various amines under relatively mild operating conditions. The catalyst can be easily prepared by simple procedure without applying inert conditions. The catalyst is recyclable and offers low levels of palladium leaching. The synthesis of a variety of pharmaceutically important compounds was demonstrated and a TON of 2540 was achieved in a single batch reaction. The broad applications of this catalyst system were demonstrated for the synthesis of various useful products such as cyclic amide, primary amide, carboxylic ester. Further studies on extending the application and scope of this catalyst is currently in progress in our laboratory.

## ASSOCIATED CONTENT

### AUTHOR INFORMATION

#### Corresponding Author

Phone: +65-67998527, Fax: +65- 6464 2102, E-mail: abdul\_seayad@ices.a-star.edu.sg.

#### Present Addresses

<sup>§</sup> CSIR-Central Salt & Marine Chemicals Research Institute, G. B. Marg, Bhavnagar Gujarat 364002, India.

## ACKNOWLEDGMENT

This work was funded by “GSK-EDB Singapore Partnership for Green and Sustainable manufacturing and the Institute of Chemical and Engineering Sciences (ICES), Agency for Science, Technology and Research (A\*STAR), Singapore.

## Supporting Information

Experimental procedures, Characterization data for the catalysts and the products, NMR spectra of products. This material is available free of charge via the Internet at <http://pubs.acs.org>.

## REFERENCES

- (1) (a) Allen, C. L.; Williams, J. M. J. *Chem. Soc. Rev.* **2011**, *40*, 3405. (b) Pattabiraman, V. R.; Bode, J. W. *Nature* **2011**, *480*,

471. (c) Montalbetti, C. A. G. N.; Falque, V. *Tetrahedron* **2005**, *61*, 10827.
- (2) (a) Ghosh, S.; Bhaumik, A.; Mondal, J.; Mallik, A.; Sengupta, B. S.; Mukhopadhyay, C. *Green Chem.* **2012**, *14*, 3220. (b) Gooßen, L. J.; Ohlmann, D. M.; Lange, P. P. *Synthesis* **2009**, 160.
- (3) (a) Valeur, E.; Bradley, M. *Chem. Soc. Rev.* **2009**, *38*, 606. (b) Constable, D. J. C.; Dunn, P. J.; Hayler, J. D.; Humphrey, G. R.; Leazer, J. L.; Linderman, R. J.; Lorenz, K.; Manley, J.; Pearlman, B. A.; Wells, A.; Zarks, A.; Zhang, T. Y. *Green Chem.* **2007**, *9*, 411.
- (4) (a) Soule, J.-F.; Miyamura, H.; Kobayashi, S. *J. Am. Chem. Soc.* **2011**, *133*, 18550. (b) Gunanathan, C.; Ben-David, Y.; Milstein, D. *Science* **2007**, *317*, 790. (c) Nordström, L. U.; Vogt, H.; Madsen, R. *J. Am. Chem. Soc.* **2008**, *130*, 17672. (d) Muthaiah, S.; Ghosh, S. C.; Jee, J.-E.; Chen, C.; Zhang, J.; Hong, S. H. *J. Org. Chem.* **2010**, *75*, 3002.
- (5) (a) Brennführer, A.; Neumann, H.; Beller, M. *Angew. Chem. Int. Ed.* **2009**, *48*, 4114. (b) Grigg, R.; Mutton, S. P. *Tetrahedron* **2010**, *66*, 5515. (c) Barnard, C. F. J. *Organometallics* **2008**, *27*, 5402. (d) Roy, S.; Roy, S.; Gribble, G. W. *Tetrahedron* **2012**, *68*, 9867. (e) Schoenberg, A.; Heck, R. F. *J. Org. Chem.* **1974**, *39*, 3327. (f) Uozumi, Y.; Arii, T.; Watanabe, T. *J. Org. Chem.* **2001**, *66*, 5272. (g) Khedkar, M. V.; Sasaki, T.; Bhanage, B. M. *ACS Catalysis* **2013**, *3*, 287. (h) Ho, S.; Bondarenko, G.; Rosa, D.; Dragisic, B.; Orellana, A. *J. Org. Chem.* **2012**, *77*, 2008. (i) Fuente, V.; Godard, C.; Claver, C.; Castillon, S. *Adv. Synth. Catal.* **2012**, *354*, 1971. (j) Qureshi, Z. S.; Revankar, S. A.; Khedkar, M. V.; Bhanage, B. M. *Catal. Today* **2012**, *198*, 148.
- (6) (a) Calo, V.; Giannoccaro, P.; Nacci, A.; Monopoli, A. *J. Organomet. Chem.* **2002**, *645*, 152. (b) McNulty, J.; Nair, J. J.; Robertson, A. *Org. Lett.* **2007**, *9*, 4575. (c) Hermange, P.; Lindhardt, A. T.; Taaning, R. H.; Bjerglund, K.; Lupp, D.; Skrydstrup, T. *J. Am. Chem. Soc.* **2011**, *133*, 6061. (d) Brennfuehrer, A.; Neumann, H.; Pews-Davtyan, A.; Beller, M. *Eur. J. Org. Chem.* **2009**, 38. (e) Wu, X.-F.; Neumann, H.; Beller, M. *Chem. -Eur. J.* **2010**, *16*, 9750. (f) Martinelli, J. R.; Freckmann, D. M. M.; Buchwald, S. L. *Org. Lett.* **2006**, *21*, 4843. (g) Martinelli, J. R.; Watson, D. A.; Freckmann, D. M. M.; Barder, T. E.; Buchwald, S. L. *J. Org. Chem.* **2008**, *73*, 7102. (h) Cardullo, F.; Donati, D.; Merlo, G.; Paio, A.; Petricci, E.; Taddei, M. *Synlett*, **2009**, *1*, 47. (i) Alsabeh, P. G.; Stradiotto, M.; Neumann, H.; Beller, M. *Adv. Synth. Catal.* **2012**, *354*, 3065.
- (7) (a) Troisi, L.; Granito, C.; Rosato, F.; Videtta, V. *Tetrahedron Lett.* **2010**, *51*, 371. (b) Wu, X.-F.; Schranck, J.; Neumann, H.; Beller, M. *ChemCatChem*, **2012**, *4*, 69. (c) Perry, R. J.; Wilson, B. D. *J. Org. Chem.* **1996**, *61*, 7482. (d) Maegerlein, W.; Indolese, A. F.; Beller, M. *Angew. Chem. Int. Ed.* **2001**, *40*, 2856. (e) Martinelli, J. R.; Clark, T. P.; Watson, D. A.; Munday, R. H.; Buchwald, S. L. *Angew. Chem. Int. Ed.* **2007**, *46*, 8460.
- (8) (a) Blaser, H.-U.; Indolese, A.; Naud, F.; Nettekoven, U.; Schnyder, A. *Adv. Synth. Catal.* **2004**, *346*, 1583. (b) Garrett, C. E.; Prasad, K. *Adv. Synth. Catal.* **2004**, *346*, 889.
- (9) Csajagi, C.; Bercsek, B.; Niesz, K.; Kovacs, I.; Szekelyhidi, Z.; Bajko, Z.; Urge, L.; Darvas, F. *Org. Lett.* **2008**, *10*, 1589.
- (10) Salvadori, J.; Balducci, E.; Zaza, S.; Petricci, E.; Taddei, M. *J. Org. Chem.* **2010**, *75*, 1841.
- (11) Dang, T. T.; Zhu, Y.; Ghosh, S. C.; Chen, A.; Chai, C. L. L.; Seayad, A. M. *Chem. Commun.* **2012**, *48*, 1805.
- (12) Park, K. S.; Ni, Z.; Côté, A. P.; Choi, J. Y.; Huang, R.; Romo, F. J. U.; Chae, H. K.; O'Keeffe, M.; Yaghi, O. M. *Proc. Nat. Acad. Sci. USA* **2006**, *103*, 10187.
- (13) (a) Jiang, H.-L.; Liu, B.; Akita, T.; Haruta, M.; Sakurai, H.; Xu, Q. *J. Am. Chem. Soc.* **2009**, *131*, 11302. (b) Li, P.-Z.; Aranishi, K.; Xu, Q. *Chem. Commun.* **2012**, *48*, 3173. (c) Zahmakiran, M. *Dalton Trans.* **2012**, *41*, 12690.
- (14) (a) Dhakshinamoorthy, A.; Garcia, H. *Chem. Soc. Rev.* **2012**, *41*, 5262. (b) Jiang, H.-L.; Xu, Q. *Chem. Commun.* **2011**, *47*, 3351.
- (15) Lopez-Sanchez, J. A.; Dimitratos, N.; Miedziak, P.; Ntainjua, E.; Edwards, J. K.; Morgan, D.; Carley, A. F.; Tiruvallam, R.; Kiely, C. J.; Hutchings, G. J. *Phys. Chem. Chem. Phys.* **2008**, *10*, 1921.
- (16) Tagata, T.; Nishida, M. *J. Org. Chem.* **2003**, *68*, 9412.
- (17) Adger, B.; Dyer, U.; Hutton, G.; Woods, M. *Tetrahedron Lett.* **1996**, *37*, 6399.
- (18) Lipina, T.; Weiss, K.; Roder, J. *Neuropsychopharmacology* **2007**, *32*, 745.
- (19) Burkard, R. W.; Wyss, P. -C. M. US Patent 4210754, **1980**.
- (20) Baker, W. R.; Stasiak, M.; Macleod, D.; PCT Int. Appl. 2005025498, **2005**.
- (21) Phan, N. T. S.; Van Der Sluys, M.; Jones, C. W. *Adv. Synth. Catal.* **2006**, *348*, 609.

## GRAPHIC ABSTRACT

