

## Non-Deprotonative Primary and Secondary Amination of (Hetero)Arylmetals

Zhe Zhou, Zhiwei Ma, Nicole Erin Behnke, Hongyin Gao, and László Kürti

*J. Am. Chem. Soc.*, **Just Accepted Manuscript** • Publication Date (Web): 22 Dec 2016

Downloaded from <http://pubs.acs.org> on December 22, 2016

### Just Accepted

“Just Accepted” manuscripts have been peer-reviewed and accepted for publication. They are posted online prior to technical editing, formatting for publication and author proofing. The American Chemical Society provides “Just Accepted” as a free service to the research community to expedite the dissemination of scientific material as soon as possible after acceptance. “Just Accepted” manuscripts appear in full in PDF format accompanied by an HTML abstract. “Just Accepted” manuscripts have been fully peer reviewed, but should not be considered the official version of record. They are accessible to all readers and citable by the Digital Object Identifier (DOI®). “Just Accepted” is an optional service offered to authors. Therefore, the “Just Accepted” Web site may not include all articles that will be published in the journal. After a manuscript is technically edited and formatted, it will be removed from the “Just Accepted” Web site and published as an ASAP article. Note that technical editing may introduce minor changes to the manuscript text and/or graphics which could affect content, and all legal disclaimers and ethical guidelines that apply to the journal pertain. ACS cannot be held responsible for errors or consequences arising from the use of information contained in these “Just Accepted” manuscripts.



# Non-Deprotonative Primary and Secondary Amination of (Hetero)Arylmetals

Zhe Zhou, Zhiwei Ma, Nicole Erin Behnke, Hongyin Gao and László Kürti\*

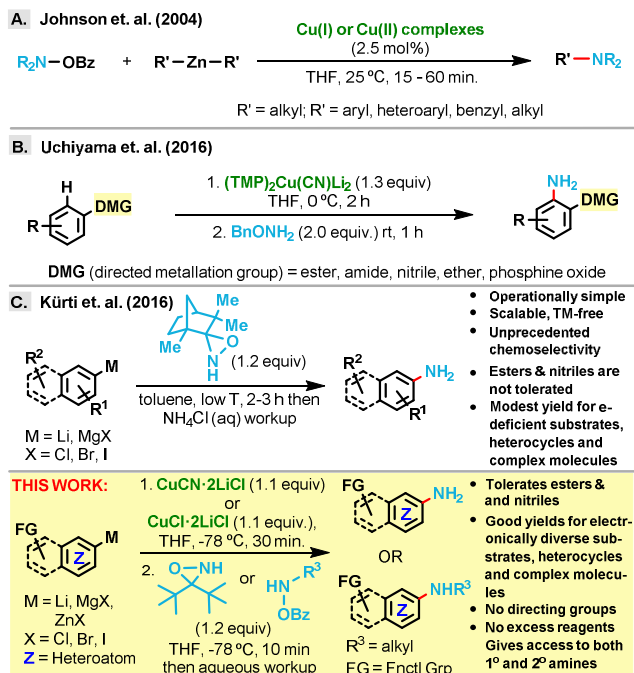
Department of Chemistry, Rice University, BioScience Research Collaborative, 6500 Main Street, Rm 380, Houston, TX 77030 (USA)

Supporting Information Placeholder

**ABSTRACT:** Herein we disclose a novel method for the facile transfer of primary (-NH<sub>2</sub>) and secondary amino groups (-NHR) to heteroaryl- as well as arylcuprates at low temperature without the need for precious metal catalysts, ligands, excess reagents, protecting and/or directing groups. This one-pot transformation allows unprecedented functional group tolerance and it is well-suited for the amination of electron-rich, electron-deficient as well as structurally complex (hetero)arylmetals. In some of the cases only catalytic amounts of a copper(I)salt is required.

Anilines are substructures in a large number of industrially and commercially important organic compounds such as dyes, pesticides, active pharmaceutical ingredients and functional materials.<sup>1</sup> Therefore, the development of efficient methods for the synthesis of structurally diverse anilines has been a key research area for the past 20 years.<sup>2</sup> Currently, the most general synthesis of anilines is achieved via the palladium-catalyzed cross-coupling of aryl halides with amines (i.e. Buchwald-Hartwig coupling).<sup>3</sup> Due to their impressive scope, palladium-catalyzed C-N bond-forming reactions have become an indispensable tool for medicinal as well as synthetic organic chemists. However, high reaction temperatures and time-consuming ligand/catalyst optimizations are often required, sometimes hindering their effective utilization. Recently, a number of direct catalytic C-H amination methods have emerged that usually do not require complex optimization.<sup>4</sup> While these methods represent a welcome new direction that improves overall efficiency and atom-economy, lingering issues with regio- and chemoselectivity must be adequately addressed before this strategy can be routinely and reliably deployed.

It has been our desire to find a complementary and general C-N bond-forming method that can operate at or below room temperature and does not require precious metal catalysis. Such a method obviates the need for ligand screening and thus it would operationally simplify the reaction. A promising approach is electrophilic amination in which an aryl nucleophile is directly reacted with an electrophilic nitrogen source to generate the desired aniline.<sup>5</sup> The greatest advantage of this approach is its simplicity, both mechanistically and operationally as it significantly reduces the burden of reaction optimization. However, most existing methods can only install fully substituted or protected amino groups (e.g., -NR<sub>2</sub>), while frequently primary and secondary amines (-NH<sub>2</sub>, -NHR) are preferred for further functional group elaboration.



**Figure 1.** Representative methods for the precious metal-free electrophilic amination of arylmetals.

Over a decade ago Johnson et. al. reported the efficient *N,N*-dialkyl-amination of organozinc nucleophiles (R<sub>2</sub>Zn) with Cu(I) catalysis<sup>6</sup> (Fig.1A), however, the lack of suitable electrophilic NH<sub>2</sub>-sources prevented the utilization of this method for the synthesis of primary anilines. The Uchiyama group described the primary amination of arylcuprates, generated from the directed cupration of arenes, although the requirement for neighboring-group participation severely limits the substrate scope (Fig.1B).<sup>7</sup>

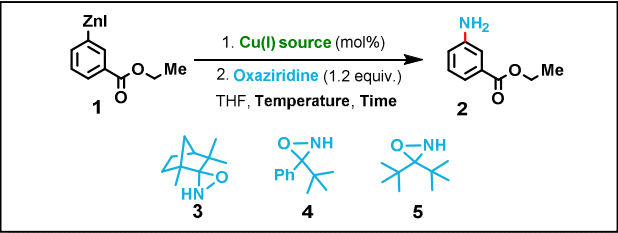
Recently we disclosed a novel one-step method (Fig.1C) for the direct primary amination of arylmagnesium halides utilizing a sterically hindered NH-oxaziridine derived from fenchone.<sup>8</sup> This efficient method operates at low temperature and does not require metal catalysts, ligands, additives or excess aminating reagents. While the isolated yields are good to excellent for a large variety of sterically and electronically diverse substrates, it is not without some limitations: (a) electron-deficient substrates generally give lower yields compared to electron-rich substrates; (b) electrophilic functional groups, such as esters and nitriles, cannot be tolerated due to their incompatibility with aryl-magnesium and aryl lithium reagents; (c) many heterocyclic substrates give either small amounts or none of the desired primary amination products due to

their unique electronic properties, which results in diminished reactivity; (d) for natural product-like substrates, it is sometimes difficult to efficiently transform them into the corresponding aryl Grignard reagents – this aspect reduces the practicality of this method in the late-stage functionalization of complex molecules.

An in-depth analysis of the reaction mechanism reveals a common cause for these limitations: the success of our recently disclosed method (Fig.1C) depends on a delicate balance between the nucleophilicity and the basicity of the arylmetal reagent. If the arylmetal reagent removes the proton from the NH-oxaziridine (i.e. quenching) instead of directly attacking the nitrogen atom, it will result in unproductive consumption of the arylmetal.

To solve this deprotonation problem and further expand the scope of this method, we explored arylmetals with lower basicity (i.e., containing metals other than Mg and Li) while still possessing sufficient nucleophilicity to react with NH oxaziridines. We initially evaluated monoaryl organozinc reagents (ArZnX). These versatile compounds are less basic than the corresponding aryl-lithium and aryl-magnesium compounds, and are known to tolerate a wider range of functional groups. Recent developments in the direct zincation of arenes by Knochel et. al. also provides a practical method for their preparation.<sup>9</sup>

**Table 1. Optimization of conditions for the direct primary amination of arylmetals.**



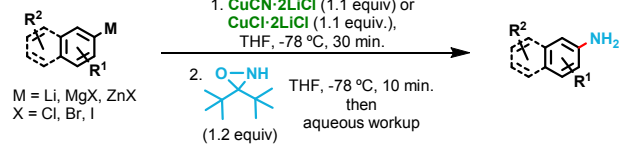
Entry <sup>a</sup>	Cu Source	Oxaziridine	Temp, Time	Yield (%)
1	Not used	3/4/5	rt, 16 h	0%
2	CuCl (20 mol%)	3	rt, 16 h	11%
3	CuCl (20 mol%)	4	rt, 16 h	16%
4	CuCl (100 mol%)	4	rt, 16 h	28%
5	CuCl (20 mol%)	4	40 °C, 16 h	18%
6	CuCl (20 mol%)	5	rt, 16 h	34%
7	CuCN (20 mol%)	5	rt, 16 h	42%
8	[Cu(OTf) <sub>2</sub> ·C <sub>6</sub> H <sub>6</sub> ] (10 mol%)	5	rt, 16 h	13%
9	Cu(OAc) <sub>2</sub> (20 mol%)	5	rt, 16 h	43%
10	CuCN (110 mol%)	5	rt, 16 h	68%
11	CuCN·2LiCl (110 mol%)	5	rt, 16 h	66%
12	CuCN·2LiCl (110 mol%)	5	-78 °C, 10 min	87%
13	CuCl·2LiCl (110 mol%)	5	-78 °C, 10 min	90%

When arylzinc halide **1** was reacted with three different oxaziridines (**3-5**),<sup>8</sup> formation of the desired aniline **2** was not observed (Table 1 entry 1). These results indicated that the balance of arylmetal basicity and nucleophilicity does not fall in the optimal range required for the amination by an NH oxaziridine.<sup>10</sup> The aggregation of organozinc molecules in solution likely renders them insufficiently nucleophilic for a successful direct amination, in contrast to the observed behavior of aryl Grignard reagents.<sup>8</sup>

Next we examined an organocuprate, which can be easily prepared from the corresponding organolithium, organomagnesium or organozinc reagents via transmetalation with Cu(I) sources such as CuCN and CuCl. Initially we looked at using catalytic amounts of Cu(I) salts. To our delight the anticipated primary amination product (**2**) was isolated, albeit in low yield (Table 1 entries 2 & 3). Stoichiometric amount of copper afforded much better yield (Table 1, entries 4 vs 3), indicating that the catalytic cycle could not be established for some substrates. This result was not unexpected given the aforementioned issue with deprotonation. Using the less hindered NH-oxaziridine **5** gave better yield

than bulkier NH-oxaziridines **3** & **4** under catalytic conditions (entries 6,7 & 9 vs 3) as well as under stoichiometric conditions (entry 10 vs 4). Many Cu(I) salts efficiently mediate the reaction, although CuCN·2LiCl and CuCl·2LiCl gave the best results and were easy to handle under inert atmosphere using their commercially available THF solutions (Table 1, entries 12 & 13).

**Table 2. Primary amination of structurally diverse aryl- and heteroarylmets**



Structure of Primary Arylamines				
(Entry) <sup>[a]</sup> : Compound #, Metal (M), Isolated Yield (%) <sup>[b]</sup>				
(1) <b>6</b> M = MgBr 53%	(2) <b>7</b> M = ZnBr 86% (1.1 equiv Cu) 35% (20 mol% Cu)	(3) <b>8</b> M = ZnI 65%	(4) <b>2</b> M = ZnI 90% (-78 °C) 68% (25 °C)	(5) <b>9</b> M = ZnBr 88% (1.1 equiv Cu) 84% (20 mol% Cu)
(6) <b>10</b> M = ZnI 62%	(7) <b>11</b> M = Li 77%	(8) <b>12</b> M = Li 71%	(9) <b>13</b> M = Li 61%	(10) <b>14</b> M = Li 67%
(11) <b>15</b> M = ZnBr 42%	(12) <b>16</b> M = MgCl-LiCl 73%	(13) <b>17</b> M = ZnBr 34% (-78 °C) 58% (25 °C)	(14) <b>18</b> M = MgBr-LiCl 58%	(15) <b>19</b> M = MgBr-LiCl 77%
(16) <b>20</b> M = MgCl-LiCl 45%	(17) <b>21</b> M = 1/2 Zn 33%	(18) <b>22</b> M = ZnBr, 83% (-78 °C) 51% (25 °C) 61% (-78 °C & 20 mol% Cu)	(19) <b>23</b> M = Li 58%	
(20) <b>24</b> M = Li 55%				

<sup>[a]</sup>Reaction conditions: arylmetal (1 mmol) and Cu(I)-reagent (1.1 mmol unless indicated otherwise), were mixed at -78 °C for 30 minutes in THF followed by the THF solution of the oxaziridine reagent (1.2 mmol) at -78 °C for 10 minutes unless indicated otherwise.

<sup>[b]</sup>Isolated yield after column chromatography. Reactions were quenched at the indicated reaction temperature with a ~1:1 mixture of saturated NH<sub>4</sub>Cl (aq) and saturated Na<sub>2</sub>S<sub>2</sub>O<sub>3</sub> (aq).

While copper catalyzed/mediated aminations of arylmetals have been reported in the literature<sup>11</sup>, the vast majority can only produce tertiary amines due to the lack of suitable electrophilic “NH<sub>2</sub>” equivalents. As mentioned earlier, the Uchiyama group recently reported a method in which an arylcuprate could be efficiently aminated using *O*-benzyl-hydroxylamine (BnONH<sub>2</sub>, Fig. 1B).<sup>7</sup> While this innovative approach provides a precious metal-free access to primary anilines with good efficiency and decent scope, it is not without some serious limitations. One of the major issues of this method is the requirement for neighboring group

participation, which limits the substrates to those with directing groups (DMG) at the *ortho*-position of the metal-bearing carbon. This requirement is due to the unique transition state that necessitates coordination to these directing groups to facilitate the formation of the C-N bond.<sup>7</sup> Another drawback is the requirement for the use of (TMP)<sub>2</sub>Cu, which is needed for both the initial deprotonation of the arene and the mono-deprotonation of BnONH<sub>2</sub>. Since direct cupration with (TMP)<sub>2</sub>Cu also involves some restrictions on the substrates, it is not trivial to expand the scope beyond what has been reported. The aminating reagent BnONH<sub>2</sub>, of which two equivalents are needed, also requires excessive drying before use because it is very hygroscopic, which further limits the utility of this method especially in large-scale processes.

Using an NH-oxaziridine as the aminating reagent will alleviate many of these limitations. Since the acidity of the N-H bond in oxaziridines (pK<sub>a</sub> = ~34)<sup>12</sup> is much lower than in BnONH<sub>2</sub> (pK<sub>a</sub> = ~20), we anticipated that the unproductive protonation of the cuprate was not going to be a significant problem in our method, therefore neither a base nor excess aminating agent were needed. NH-Oxaziridine **5** also efficiently aminates the arylcuprate in the absence of a directing group, which greatly expands the scope of substrates. Lastly, the cuprates can be readily prepared via transmetalation using a wide range of starting materials such as organolithiums, organozincs or organomagnesiums, that circumvents the limitation that originates from Uchiyama's directed cupration.

When applied to a wide range of substrates that did not perform well in the direct primary amination of aryl Grignard reagents<sup>8</sup>, this novel Cu-mediated method provides not only better yields in all cases but also furnishes many new anilines that were previously inaccessible directly from the corresponding Grignard reagents (Table 2). Electron-deficient arenes (Table 2 entries 1-3) and heterocycles (Table 2 entries 7-20) performed well and afforded isolated yields up to 90%. These conditions are compatible with esters (Table 2 entries 4-6, 18), nitriles (Table 2 entry 2), and give decent yields for complex molecules (Table 2 entries 19 & 20). The reaction is very rapid and in most cases it takes less than 10 min at -78 °C to reach completion. Synthetically useful yields (50-60%) could also be achieved at ambient temperature (Table 2 entries 4, 13 and 18). Both CuCN·2LiCl and CuCl·2LiCl gave similar yields and control experiments showed that LiCl was not essential for the success of this reaction.

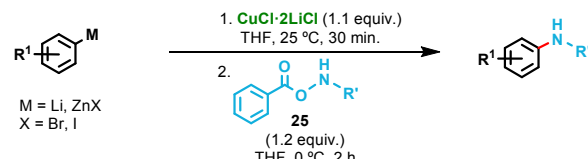
When less basic organozincs are used as the arylmetal substrates, this reaction can be rendered catalytic (Table 2, entries 2, 5 and 18). However, the success of the catalytic system largely depends on the electronic properties of the specific organozinc substrate. An ester group at the *ortho* position greatly improves the yield (Table 2 entry 5) – this result is consistent with the findings reported by Uchiyama.

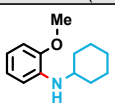
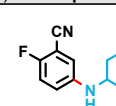
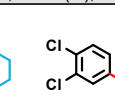
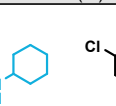
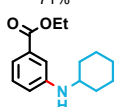
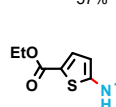
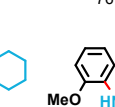
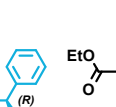
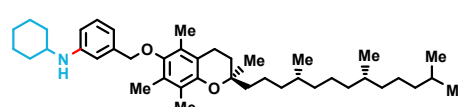
Intrigued by the promising properties of these arylcuprates, we next tried the amination with *N*-alkyl-*O*-benzoyl hydroxylamines (BzONHR) expecting to obtain secondary anilines (ArNHR). Johnson et al. reported a few examples where a diarylzinc substrate (R<sub>2</sub>Zn) could be converted to RNHR' using BzONHR' in the presence of catalytic amounts of CuOTf.<sup>13</sup> In these cases, one of the R groups in R<sub>2</sub>Zn presumably first deprotonates the hydroxylamine and facilitates the nitrogen-transfer to the remaining R group, thus allowing catalytic amounts of a Cu(I) salt to drive the amination while sacrificing one of the R groups as a base.

We anticipated that upon complete transmetalation of the arylzinc substrate, the resulting cuprate would undergo exclusive amination instead of protonation, therefore this approach would improve overall atom economy by avoiding the unproductive quenching of the R group. This hypothesis was correct and arylcuprates (ArCuX) were indeed successfully aminated with good

to excellent yields when reacted with 1.1 equivalents of BzONHR' at ambient temperature (Table 3). When the reaction was carried out with TsONHR', the yield was lower, which is consistent with our hypothesis that the acidity of NH has a major impact on the reaction outcome.

**Table 3. Secondary amination of selected aryl- and heteroarylmets**



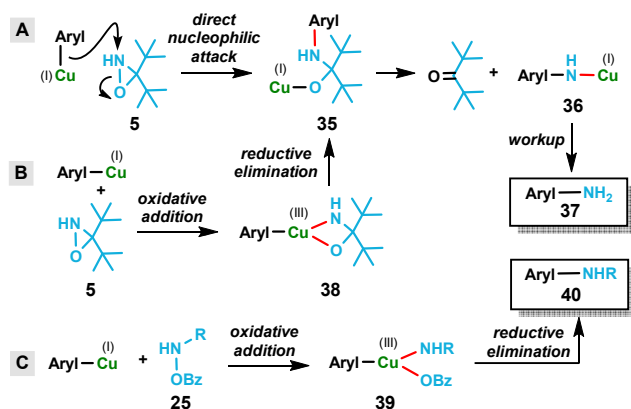
Structure of Secondary Arylamines (Entry) <sup>[a]</sup> : Compound #, Metal (M), Isolated Yield (%) <sup>[b]</sup>			
			
(21) <b>26</b> M = Zn 71%	(22) <b>27</b> M = ZnBr 57%	(23) <b>28</b> M = Zn 76%	(24) <b>29</b> M = ZnBr 61%
			
(25) <b>30</b> M = Zn 65%	(26) <b>31</b> M = ZnBr 49%	(27) <b>32</b> M = Zn 83%	(28) <b>33</b> M = Zn 88%
			
(29) <b>34</b> M = Li 60%			

<sup>[a]</sup>Reaction conditions: arylmetal (1 mmol) and Cu(I)-reagent (1.1 mmol) were mixed at 25 °C for 30 minutes in THF, followed by the THF solution of the hydroxylamine reagent (1.2 mmol) at 0 °C for 2 hours. <sup>[b]</sup>Isolated yield after column chromatography. Reactions were quenched at the indicated reaction temperature with a ~1:1 mixture of saturated NH<sub>4</sub>Cl (aq) and saturated Na<sub>2</sub>S<sub>2</sub>O<sub>3</sub> (aq).

Mechanistically it is possible that the amination of arylcuprates follows the same pathway as the direct amination of Grignard reagents with NH-oxaziridines in which the amination takes place by direct nucleophilic attack on the nitrogen atom (Fig.2A).<sup>8</sup> However, if the reaction involved a simple nucleophilic attack, one would also expect the amination to proceed when an organozinc reagent was reacted directly with oxaziridine **5** in the absence of copper complexes. Since the much less nucleophilic reagent (cuprate) yielded the desired aniline, the failed direct amination of organozinc reagents points to a different mechanistic pathway that likely involves the unique ability of copper to undergo oxidation state change [i.e., Cu(I)→Cu(III)]. We propose that the amination starts with the initial oxidative addition of Cu(I) into the N-O bond of oxaziridine **5** to afford intermediate **38**, followed by reductive elimination to generate intermediate **35**. Finally, facile hydrolysis of **36** gives rise to the product primary arylamine **37**. The mechanism that leads to the formation of secondary arylamines involves oxidative addition of the arylcuprate into the N-O bond of aminating agent **25** and the resulting intermediate **39** directly furnishes the secondary arylamine product (**40**) upon reductive elimination (Fig.2C). These above mentioned two pathways (Figs.2B & 2C) are similar to the mechanism proposed by Uchiyama et al.<sup>7</sup>

We believe that a successful catalytic cycle demands the co-existence of the initial non-transmetalated arylmetal and the NH-oxaziridine. It is not surprising that only relatively less basic ar-

ylmetals (e.g., Table 1, entries 5 & 18) are amenable to catalytic primary amination. Presumably, in all of the other cases, the arylmetals undergo rapid and non-productive quenching by the NH-oxaziridine reagent before the arylcuprates can form via transmetallation.



**Figure 2.** Proposed mechanistic pathways.

In summary, we have developed a novel method for the direct electrophilic primary and secondary amination of arylmetals in the presence of Cu(I)-salts. This transformation offers a practical solution for a long-standing synthetic problem of aminating heteroarylmets directly and efficiently. In addition, the method does not rely on the presence of directing groups and requires only equimolar amounts of the aminating reagent. We anticipate that this general and operationally simple amination approach will find wide utility in the synthesis of structurally complex molecules such as active pharmaceutical ingredients and natural products.

## ASSOCIATED CONTENT

### Supporting Information

Complete experimental procedures and characterization data including  $^1\text{H}$  and  $^{13}\text{C}$  NMR spectra. This material is available free of charge via the Internet at <http://pubs.acs.org>.

## AUTHOR INFORMATION

### Corresponding Authors

[kurti.laszlo@rice.edu](mailto:kurti.laszlo@rice.edu)

### Notes

The authors declare no competing financial interest.

## ACKNOWLEDGMENT

L.K. gratefully acknowledges the generous financial support of Rice University, National Institutes of Health (R01 GM-114609-01), National Science Foundation (CAREER:SusChEM CHE-1455335), the Robert A. Welch Foundation (Grant C-1764), ACS-PRF (Grant 51707-DN11), Amgen (2014 Young Investigators' Award for LK) and Biotage (2015 Young Principal Investigator Award) that are greatly appreciated. We thank Professor Daniel H. Ess (BYU) for helpful discussions.

## REFERENCES

- (1) Rappoport, Z.; Editor *The Chemistry of Anilines, Parts 1-2*; John Wiley & Sons: Chichester, 2007.
- (2) Scholz, U.; Schlummer, B. *Sci. Synth.* **2007**, *31b*, 1565.
- (3) For reviews on the Buchwald-Hartwig amination, see: (a) Hartwig, J. F. *Synlett* **1997**, 329. (b) Hartwig, J. F. *Acc. Chem. Res.* **1998**, *31*, 852. (c) Hartwig, J. F. *Angew. Chem., Int. Ed.* **1998**, *37*, 2046. (d) Wolfe, J. P.; Wagaw, S.; Marcoux, J.-F.; Buchwald, S. L. *Acc. Chem. Res.* **1998**, *31*, 805. (e) Surry, D. S.; Buchwald, S. L. *Angew. Chem., Int. Ed.* **2008**, *47*, 6338. (f) Surry, D. S.; Buchwald, S. L. *Chem. Sci.* **2011**, *2*, 27.
- (4) (a) Romero, N. A.; Margrey, K. A.; Tay, N. E.; Nicewicz, D. A. *Science* **2015**, *349*, 1326. (b) Jiao, J.; Murakami, K.; Itami, K. *ACS Catal.* **2016**, *6*, 610. (c) Paudyal, M. P.; Adebesein, A. M.; Burt, S. R.; Ess, D. H.; Ma, Z.; Kürti, L.; Falck, J. R. *Science* **2016**, *353*, 1144.
- (5) For reviews on electrophilic amination, see: (a) Daskapan, T. *ARKIVOC* **2011**, 230. (b) Jarvo, E.; Barker, T. *Synthesis* **2011**, 3954. (c) Starkov, P.; Jamison, T. F.; Marek, I. *Chem. - Eur. J.* **2015**, *21*, 5278. (d) Dong, X.; Liu, Q.; Dong, Y.; Liu, H. *Chem. Eur. J.* **2016**, *22*, DOI: 10.1002/chem.201601607.
- (6) Berman, A. M.; Johnson, J. S. *J. Am. Chem. Soc.* **2004**, *126*, 5680.
- (7) Tezuka, N.; Shimojo, K.; Hirano, K.; Komagawa, S.; Yoshida, K.; Wang, C.; Miyamoto, K.; Saito, T.; Takita, R.; Uchiyama, M. *J. Am. Chem. Soc.* **2016**, *138*, 9166.
- (8) Gao, H.; Zhou, Z.; Kwon, D.-H.; Coombs, J.; Jones, S.; Behnke, N. E.; Ess, D. H.; Kürti, L. *Nat. Chem.* **2016**, advance online publication.
- (9) (a) Wunderlich, S. H.; Knochel, P. *Angew. Chem., Int. Ed.* **2007**, *46*, 7685. (b) Wunderlich, S.; Knochel, P. *Chem. Commun.* **2008**, 6387. (c) Mosrin, M.; Bresser, T.; Knochel, P. *Org. Lett.* **2009**, *11*, 3406.
- (10) For reviews on the use of oxaziridines as N-transfer reagents, see: (a) Andrae, S.; Schmitz, E. *Synthesis* **1991**, 327. (b) Davis, F. A.; Chen, B.-C.; Zhou, P. In *Compr. Heterocycl. Chem. III*; Katritzky, A. R., Ed.; Elsevier: Oxford, 2008; Vol. 1A, Ch. 559. (c) Williamson, K. S.; Michaelis, D. J.; Yoon, T. P. *Chem. Rev.* **2014**, *114*, 8016.
- (11) (a) Barton, D. H. R.; Ozbalik, N.; Ramesh, M. *Tetrahedron Lett* **1988**, *29*, 857. (b) Erdik, E.; Daşkapan, T. *Synth Commun* **1999**, *29*, 3989. (c) del Amo, V.; Dubbaka, S. R.; Krasovskiy, A.; Knochel, P. *Angew Chem Int Ed* **2006**, *45*, 7838. (d) He, C.; Chen, C.; Cheng, J.; Liu, C.; Liu, W.; Li, Q.; Lei, A. *Angew Chem Int Ed* **2008**, *47*, 6414. (e) Zhang, Z.; Yu, Y.; Liebeskind, L. S. *Org. Lett.* **2008**, *10*, 3005. (f) Ciganek, E. *Org. React.* **2009**, *72*, 1. (g) Zhou, S.; Yang, Z.; Chen, X.; Li, Y.; Zhang, L.; Fang, H.; Wang, W.; Zhu, X.; Wang, S. *J. Org. Chem.* **2015**, *80*, 6323.
- (12) Please see the Supporting Information for detailed DFT calculations in Reference #8.
- (13) Berman, A. M.; Johnson, J. S. *J. Org. Chem.* **2006**, *71*, 219.

