

This article was downloaded by: [University Of Pittsburgh]

On: 15 April 2013, At: 03:32

Publisher: Taylor & Francis

Informa Ltd Registered in England and Wales Registered Number: 1072954 Registered office: Mortimer House, 37-41 Mortimer Street, London W1T 3JH, UK



Organic Preparations and Procedures International: The New Journal for Organic Synthesis

Publication details, including instructions for authors and subscription information:

<http://www.tandfonline.com/loi/uopp20>

IMPROVED SYNTHESSES OF 2,2',3,3',6,6'-HEXACHLOROBIPHENYL

Stephen C. Waller^a & Eugene A. Mash^a

^a Synthetic Core Laboratory, Southwest Environmental Health Sciences Center Department of Chemistry, The University of Arizona, Tucson, AZ, 85721-0041, USA

Version of record first published: 09 Feb 2009.

To cite this article: Stephen C. Waller & Eugene A. Mash (1997): IMPROVED SYNTHESSES OF 2,2',3,3',6,6'-HEXACHLOROBIPHENYL, *Organic Preparations and Procedures International: The New Journal for Organic Synthesis*, 29:6, 679-685

To link to this article: <http://dx.doi.org/10.1080/00304949709355248>

PLEASE SCROLL DOWN FOR ARTICLE

Full terms and conditions of use: <http://www.tandfonline.com/page/terms-and-conditions>

This article may be used for research, teaching, and private study purposes. Any substantial or systematic reproduction, redistribution, reselling, loan, sub-licensing, systematic supply, or distribution in any form to anyone is expressly forbidden.

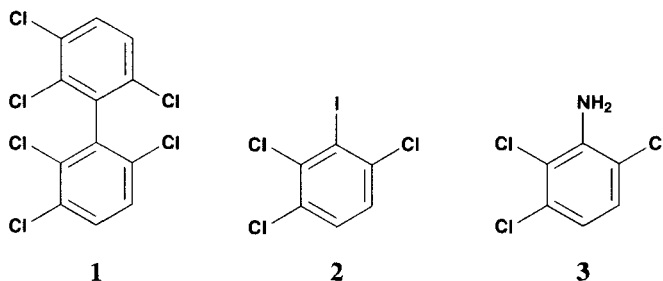
The publisher does not give any warranty express or implied or make any representation that the contents will be complete or accurate or up to date. The accuracy of any instructions, formulae, and drug doses should be independently verified with primary sources. The publisher shall not be liable for any loss, actions, claims, proceedings, demand, or costs or damages whatsoever or howsoever caused arising directly or indirectly in connection with or arising out of the use of this material.

IMPROVED SYNTHESSES OF 2,2',3,3',6,6'-HEXACHLOROBIPHENYL

Stephen C. Waller and Eugene A. Mash*

*Synthetic Core Laboratory, Southwest Environmental Health Sciences Center
Department of Chemistry, The University of Arizona, Tucson, AZ, 85721-0041, USA*

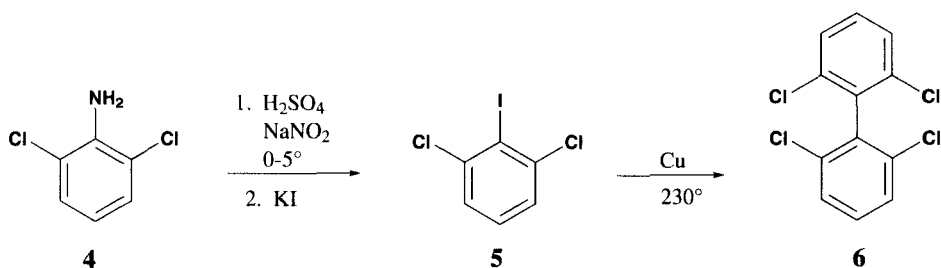
Polychlorinated biphenyls (PCBs) are toxic¹ and carcinogenic² compounds that contaminate nearly every ecosystem of our planet.³ While the use of PCBs has been curtailed,⁴ global contamination is expected to be a long-term problem⁵ because of the slow rate of oxidative metabolism of some congeners⁶ and the slow degradation of PCBs by natural processes.^{7,8} For these reasons, studies of the metabolism and toxicity of individual PCB congeners are important. In connection with one such study, we required substantial quantities of 2,2',3,3',6,6'-hexachlorobiphenyl (**1**), as well as a number of putative metabolites of this PCB.⁹ Previous syntheses of **1** have employed the Ullmann coupling of 1,2,4-trichloro-3-iodobenzene (**2**) obtained from 2,3,6-trichloroaniline (**3**) via the Sandmeyer reaction.¹⁰ Since the reported syntheses of **3** are lengthy and/or inefficient,^{10,11} we decided to investigate alternate routes to **1**.



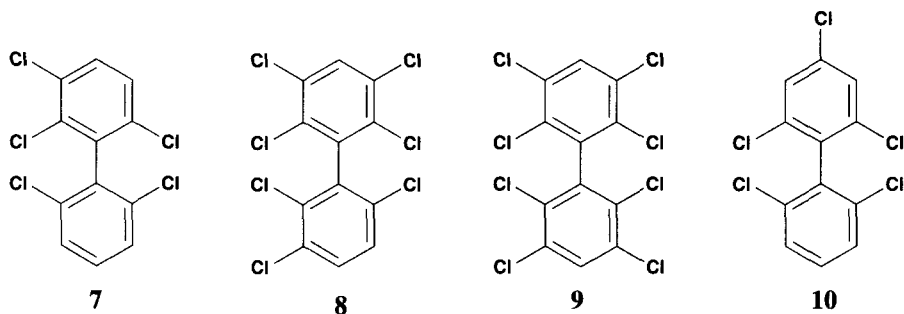
Chlorinations of PCBs which bear strongly activating and directing substituents, such as methoxy or amino groups, are facile and regioselective.^{12,13} Less is known about regioselectivity for chlorinations of unactivated PCBs. Technical mixtures of PCBs have been prepared by the polychlorination of biphenyl,¹² but very few chlorinated biphenyls have been synthesized by regioselective chlorination.^{12,14,15} Nitration of many unactivated PCBs exhibit high levels of regioselectivity.^{12,16} This suggests that electrophilic chlorinations of unactivated PCBs might also exhibit useful levels of regioselectivity.

2,2',6,6'-Tetrachlorobiphenyl (**6**) was selected for study and was prepared⁹ by the Sandmeyer reaction of 2,6-dichloroaniline (**4**) to afford 1,3-dichloro-2-iodobenzene (**5**) in 69% yield,

followed by the Ullmann coupling of **5**, using copper at 230° in a sealed tube to give **6** in 59% yield.

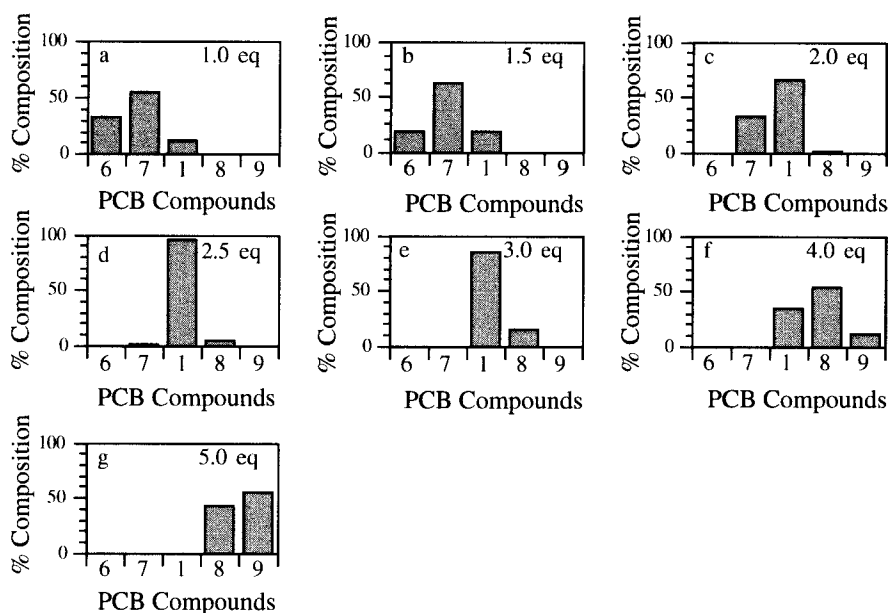


PCB **6** was subjected to electrophilic chlorination using from one to five molar equivalents of sulfuryl chloride and aluminum chloride in dichloromethane at room temperature for one hour, and the percentages of starting material and PCB products were determined by a GC/MS technique (see Experimental Section). Results are presented graphically in Figure 1. Reaction of **6** with one equivalent of sulfuryl chloride and aluminum chloride afforded a mixture consisting of 33% starting material, 55% 2,2',3,6,6'-pentachlorobiphenyl (**7**), and 12% dichlorinated product **1**. Increasing the amounts of sulfuryl chloride and aluminum chloride shifted the composition of the PCB mixture, but in each case one PCB was predominant. Remarkably, reaction of **6** with 2.5 equivalents of sulfuryl chloride and aluminum chloride afforded a mixture of 1% of **7**, 95% of the desired hexachlorobiphenyl **1**, and 4% of 2,2',3,3',5,6,6'-heptachlorobiphenyl (**8**). In each chlorination approximately 1-2% of the other possible monochlorinated regioisomer, 2,2',4,6,6'-pentachlorobiphenyl (**10**) was detected. However, no other regioisomers of the hexa-, hepta-, and octachlorobiphenyls were detected. Apparently **10** is much less reactive toward further chlorination than are **7**, **1**, and **8**.



Products could be isolated from these chlorination reactions and purified by column chromatography. For example, **1** and **8** were isolated in 74% and 2% yields, respectively, from the reaction of **6** with 2.5 equivalents of sulfuryl chloride and aluminum chloride. Analytical and spectroscopic data for synthetic **1** matched data from an authentic sample.^{17,18} The ¹H NMR spectral data obtained for synthetic **9** matched the data published for 2,2',3,3',5,5',6,6'-octachlorobiphenyl,¹⁸ and the 125 MHz ¹³C NMR for synthetic **9** consisted of four lines, as would be expected. Structures **7** and **8** were assigned based on the fact that these compounds were precursors to **1** and **9**, respectively.

Fig. 1.



Relative percent composition of PCB mixtures from reactions of 2,2',6,6'-tetrachlorobiphenyl (**6**) with sulfonyl chloride and aluminum chloride. (a) 1.0 equivalent, (b) 1.5 equivalents, (c) 2.0 equivalents, (d) 2.5 equivalents, (e) 3.0 equivalents, (f) 4.0 equivalents, and (g) 5.0 equivalents of sulfonyl chloride and aluminum chloride.

As putative metabolites of PCB **1** are often unsymmetrically substituted, chlorination of 1,3-dichloro-2-iodobenzene (**5**) was of interest. In the event, treatment of **5** with 1 equivalent of sulfonyl chloride and 0.3 equivalents of aluminum chloride in dichloromethane at room temperature for 30 minutes gave 1,2,4-trichloro-3-iodobenzene (**2**) in 70% yield after recrystallization. Ullmann coupling of **2** by a modification of the procedure reported¹⁰ proceeded in 56% yield, providing a second concise synthetic route to PCB **1**.

EXPERIMENTAL SECTION

Mps were determined in a Mel-Temp using a mercury thermometer and are *uncorrected*; the mps reported in Ref. 21 for compounds **1**, **6-8** are *corrected*. Proton and ¹³C-NMR spectra were recorded in CDCl₃ solution at 200 and 50 MHz, respectively, except where otherwise noted. Proton NMR spectra were referenced to residual CHCl₃ (7.24 ppm). Carbon NMR spectra were referenced to the center line of the CDCl₃ signal (77.0 ppm). GC/MS data were obtained at the Southwest Environmental Health Sciences Center Analytical Core Laboratory, Tucson, AZ, on a Fison MD-800 GC/MS, using a DB-5 column (30 m, 250 μm film thickness, 0.25 mm i.d., J & W Scientific, 60° initial, 2 min., 12°/min., 300° final, 8 min.). Elemental analyses were performed by Desert Analytics, Tucson, AZ. All reactions were run exposed to the atmosphere, except where noted. Reaction mixtures were stirred magnetically. Dichloromethane was distilled from calcium hydride under nitrogen. All reagents were 97% pure or better. Organic starting materials were purchased from Aldrich Chemical

Company. A sample of authentic 2,2',3,3',6,6'-hexachlorobiphenyl was purchased from Chemservice. Copper powder (40-100 mesh, 2N5) was purchased from Alfa and was purified by the method of Fuson.¹⁹ Analytical thin-layer chromatography was performed on glass-backed Merck 0.25 mm silica gel 60 F-254 plates. Flash chromatography was performed using Merck silica gel 60 (230-400 mesh).

1,3-Dichloro-2-iodobenzene (5).- To a rapidly stirred mixture of 2,6-dichloroaniline (**4**) (1.64 g, 9.9 mmol) and distilled water (10 mL) was slowly added sulfuric acid (18 M, 3.12 mL, 56.2 mmol). The solution was cooled in an ice bath to $\leq 5^\circ$, and a solution of sodium nitrite (1.39 g, 20.1 mmol) in water (20 mL) was added dropwise over 15 min to maintain the reaction temperature at $\leq 5^\circ$. After 10 min a solution of potassium iodide (3.33 g, 20.0 mmol) in water (20 mL) was slowly added. The mixture was stirred at 0° for 15 min and at rt for 1 h. The reaction mixture was poured into hexanes (100 mL), stirred for 10 min, and filtered through Celite. The organic layer was separated, washed with 5% NaHSO_3 (50 mL), dried over a mixture of MgSO_4 and decolorizing charcoal, filtered through Celite, and concentrated on a rotary evaporator to give a yellow solid. Flash chromatography on silica gel 60 (75 g) eluted with hexanes gave 1.86 g (6.8 mmol, 69%) of **5** as a white solid, mp. $63\text{--}64^\circ$, R_f 0.50 (hexanes). The product was further purified by recrystallization from absolute ethanol, mp. $66\text{--}67^\circ$, lit.²⁰ mp. $67.2\text{--}67.6^\circ$. IR (nujol): 1557, 1461, 1423, 1393, 1186, 782, 772 cm^{-1} ; $^1\text{H NMR}$ AB_2 system: δ 7.19 (1, m, $J = 8.13$ Hz), 7.31 (2, m, $J = 8.13$ Hz); $^{13}\text{C NMR}$: δ 103.7, 127.2, 129.6, 140.6; mass spectrum (70 eV) m/z (rel. intensity): 276 (9), 274 (58), 272 (100) 149 (6), 147 (48), 145 (70).

Anal. Calcd for $\text{C}_6\text{H}_3\text{Cl}_2\text{I}$: C, 26.41; H, 1.11. Found: C, 26.44; H, 1.02

1,2,4-Trichloro-3-iodobenzene (2).- A mixture of **5** (4.85 g, 17.8 mmol), CH_2Cl_2 (50 mL), sulfuryl chloride (1.50 mL, 2.52 g, 18.1 mmol), and aluminum chloride (0.79 g, 5.9 mmol) was allowed to stir under argon for 30 min at rt. The reaction mixture was then poured into water (100 mL) and extracted with CH_2Cl_2 (3 x 50 mL). The organic extracts were combined, dried (Na_2SO_4), filtered, and concentrated on a rotary evaporator to a thick brown oil. The residue was crystallized from absolute methanol to give 3.85 g (12.5 mmol, 70%) of **2** as white needles, mp. $37\text{--}37.5^\circ$, lit.^{10b} mp. $35\text{--}36^\circ$, R_f 0.47 (hexanes). IR (nujol): 1462, 1417, 1377, 1341, 1172, 816, 807, 733 cm^{-1} ; $^1\text{H NMR}$: δ 7.27 (1, d, $J = 8.6$ Hz), 7.38 (1, d, $J = 8.6$ Hz); $^{13}\text{C NMR}$: δ 105.0, 127.5, 130.3, 130.5, 138.7, 138.9; mass spectrum (70 eV) m/z (rel. intensity): 312 (4), 310 (30), 308 (93), 306 (100), 185 (3), 183 (23), 181 (74), 179 (76).

Anal. Calcd for $\text{C}_6\text{H}_3\text{Cl}_3\text{I}$: C, 23.45; H, 0.66. Found: C, 23.09; H, 0.55

2,2',6,6'-Tetrachlorobiphenyl (6).- A mixture of **5** (1.01 g, 3.7 mmol) and purified copper (1.01 g, 15.9 mmol) under argon was allowed to react in a sealed glass tube submerged completely in a sand bath at 230° for 12 days. After cooling to room temperature, the tube was crushed, stirred with CH_2Cl_2 (25 mL) for 15 min, and then filtered. To the solution was added silica gel 60 (2 g), volatiles were removed on a rotary evaporator, the residue was loaded onto a silica gel 60 column (75 g), and the column eluted with hexanes to give 0.31 g (1.1 mmol, 59%) of **6** as a white solid, mp. $190\text{--}192^\circ$, lit.²¹ mp. $197\text{--}198^\circ$, R_f 0.29 (hexanes), GC retention time 17.38 min, relative response factor vs. biphenyl 0.74. IR (nujol): 3083 (w), 3061 (w), 1557, 1431, 1199, 781, 722 cm^{-1} ; $^1\text{H NMR}$ AB_2 system: δ 7.31 (2, m, $J = 8.13$ Hz), 7.43 (4, m, $J = 8.13$ Hz);¹⁸ $^{13}\text{C NMR}$: δ 127.9, 130.2, 135.0, 135.1; mass spectrum

(70 ev) m/z (rel. intensity): 298 (1), 296 (9), 294 (45), 292 (99), 290 (80), 261 (1), 259 (6), 257 (17), 255 (18), 224 (9), 222 (60), 220 (100).

Anal. Calcd for $C_{12}H_6Cl_4$: C, 49.36; H, 2.07. Found: C, 49.45; H, 2.02

Procedure for the Chlorination of 2,2',6,6'-Tetrachlorobiphenyl (6).- To solutions of **6** (0.1 M, 2.0 mL, 0.20 mmol) in CH_2Cl_2 under argon were added the required amounts of sulfuryl chloride *via* micropipette and aluminum chloride as a solid to prepare reaction mixtures containing 1.0, 1.5, 2.0, 2.5, 3.0, 4.0, and 5.0 molar equivalents of each reagent. Each reaction was allowed to stir at room temperature under argon for 1 h. Silica gel 60 (0.50 g) was then added, stirring was continued for 10 min, and volatiles were removed on a rotary evaporator. For each sample, the resulting silica gel/PCB mixture was placed into a clean 2.4 cm wide column and the PCB mixture eluted from the silica gel with CH_2Cl_2 (58.2 mL). Samples for GC analysis were prepared by mixing 50 μ L of each eluent and 10 μ L of biphenyl (6.49×10^{-3} M in CH_2Cl_2) with dilution with CH_2Cl_2 to 1.0 mL total volume. GC yields of the PCBs were calculated versus biphenyl as an internal standard using predetermined relative response factors from the total ion chromatograph resulting from the injection of 1 μ L samples on a Fison MD-800 GC/MS. Data are reported herein as a percentage of total PCBs.

The individual PCBs were subsequently isolated *via* column chromatography on flash silica gel 60 (75 g) using hexanes as eluent. All PCBs were separable with the exception of 2,2',3,6,6'-pentachlorobiphenyl (**7**, major isomer, 98%) and 2,2',4,6,6'-pentachlorobiphenyl (**10**, minor isomer, 2%). Physical and spectroscopic data are tabulated below.

2,2',3,6,6'-Pentachlorobiphenyl (7), mp. 109-110°, lit.²¹ mp. 119-120°, R_f 0.33 (hexanes), GC retention times 18.95 min (major isomer) and 19.63 min (minor isomer), relative response factor vs. biphenyl 0.69. IR (nujol): 1426, 1375, 1176, 811, 789, 778 cm^{-1} ; 1H NMR: δ 7.33 (1, m, $J = 8.1$ Hz), 7.37 (1, d, $J = 8.8$ Hz), 7.42 (2, m, $J = 8.1$ Hz), 7.48 (1, d, $J = 8.8$ Hz); ^{13}C NMR (75 MHz): δ 128.0, 128.4, 130.5, 130.8, 131.9, 133.2, 133.5, 134.7, 135.0, 136.8; mass spectrum (70 ev) m/z (rel. intensity) 332 (3), 330 (20), 328 (64), 326 (100), 324 (65), 295 (2), 293 (7), 291 (15), 289 (12), 260 (3), 258 (24), 256 (76), 254 (81); (minor isomer) mass spectrum (70 ev) m/z (rel. intensity): 332 (2), 330 (16), 328 (48), 326 (81), 324 (49), 295 (7), 293 (32), 291 (67), 289 (55), 260 (3), 258 (29), 256 (92), 254 (100).

2,2',3,3',6,6'-Hexachlorobiphenyl (1), mp. 106-108°, lit.²¹ mp. 112-113.5°, R_f 0.38 (hexanes), GC retention time 20.40 min, relative response factor vs. biphenyl 0.84. IR (nujol): 1458, 1377, 1176, 1044, 811 cm^{-1} ; 1H NMR: δ 7.38 (2, d, $J = 8.7$ Hz), 7.49 (2, d, $J = 8.7$ Hz);^{10a,18} ^{13}C NMR: δ 128.5, 131.1, 132.0, 133.0, 133.3, 136.7; mass spectrum (70 ev) m/z (rel. intensity): 368 (1), 366 (8), 364 (33), 362 (79), 360 (100), 358 (53), 294 (7), 292 (31), 290 (66), 288 (52).

Anal. Calcd for $C_{12}H_4Cl_6$: C, 39.94; H, 1.12. Found: C, 39.56; H, 1.12

2,2',3,3',5,6,6'-Heptachlorobiphenyl (8), mp. 124-125°, lit.²¹ mp. 129-131°, R_f 0.46 (hexanes), GC retention time 21.47 min, relative response factor vs. biphenyl 0.69. IR (nujol): 1445, 1392, 1342, 1176, 1169, 1057, 818, 809 cm^{-1} ; 1H NMR: δ 7.39 (1, d, $J = 8.8$ Hz), 7.51 (1, d, $J = 8.8$ Hz), 7.70 (1, s); ^{13}C NMR (75 MHz): δ 128.6, 131.3, 131.3, 131.7, 132.2, 132.2, 132.7, 133.0, 136.6, 137.8; mass

spectrum (70 eV) m/z (rel. intensity): 402 (3), 400 (14), 398 (46), 396 (89), 394 (100), 392 (43), 363 (3), 361 (7), 359 (9), 357 (5), 330 (2), 328 (14), 326 (44), 324 (69), 322 (46).

2,2',3,3',5,5',6,6'-Octachlorobiphenyl (9), mp. 149-150°, lit.²¹ mp. 157-159°, R_f 0.51 (hexanes), GC retention time 22.32 min, relative response factor vs. biphenyl 0.70. IR (nujol): 1461, 1377, 1165, 1069, 869, 756, 677 cm^{-1} ; ^1H NMR: δ 7.71 (2, s);¹⁸ ^{13}C NMR (125.8 MHz): δ 131.04, 131.08, 131.96, 137.33; mass spectrum (70 eV) m/z (rel. intensity): 438 (1), 436 (7), 434 (25), 432 (63), 430 (100), 428 (91), 426 (36), 399 (1), 397 (4), 395 (7), 393 (7), 391 (2), 364 (5), 362 (22), 360 (51), 358 (71), 356 (35).

2,2',3,3',6,6'-Hexachlorobiphenyl (1) via Ullmann Coupling of 2.- A mixture of **2** (1.11 g, 3.6 mmol) and purified copper (1.15 g, 18.1 mmol) under argon was allowed to react in a sealed glass tube submerged completely in a sand bath at 230° for 2 days. After cooling to rt, the tube was crushed and stirred with hexanes (25 mL) for 15 min. The solution was chromatographed on silica gel 60 (75 g) eluted with hexanes to give 360 mg (1.0 mmol, 56%) of **1**. Physical and spectroscopic data were identical to those obtained from **1** prepared via chlorination of **6**.

Acknowledgement.- This material is based upon work supported by NIEHS under award number ES06694.

REFERENCES

1. a) R. D. Kimbrough, *Crit. Rev. Toxicol.* **25**, 133 (1995); b) *Toxicology of Halogenated Hydrocarbons. Health and Ecological Effects*, M. A. Q. Khan and R. H. Stanton, Eds., Pergamon Press, New York, NY, 1981; c) S. S. Stadnicki and J. R. Allen, *Bull. Environ. Contamin. Toxicol.*, **23**, 788 (1979).
2. *PCB Poisoning and Pollution*, K. Higuchi, Ed., Academic Press, New York, NY, 1976.
3. a) *Environmental Health Criteria 140: Polychlorinated Biphenyls and Terphenyls*, 2nd ed., pp. 79-91, WHO, Geneva, Switzerland, 1993; b) A. A. Jensen in *Halogenated Biphenyls, Terphenyls, Naphthalenes, Dibenzodioxins and Related Products*, 2nd ed., pp. 345-380, R. D. Kimbrough and A. A. Jensen, Eds., Elsevier, New York, NY, 1989.
4. *Code of Federal Regulations. 40. Protection of Environment*, Part 761, Subpart B, Office of the the Federal Register, National Archives and Records Administration, US Government Printing Office, Washington, DC, 1995.
5. S. Safe, *Environ. Health Perspect.*, **100**, 259 (1993).
6. S. Safe in *Halogenated Biphenyls, Terphenyls, Naphthalenes, Dibenzodioxins and Related Products*, 2nd ed., pp. 131-159, R. D. Kimbrough and A. A. Jensen, Eds., Elsevier, New York, NY, 1989.
7. a) D. A. Abramowicz, M. J. Brennan, H. M. Van Dort and E. L. Gallagher, *Environ. Sci. Technol.*, **27**, 1125 (1993); b) J. B. Manchester-Neesvig and A. W. Andren, *ibid.*, **23**, 1138 (1989).

IMPROVED SYNTHESSES OF 2,2',3,3',6,6'-HEXACHLOROBIPHENYL

8. PCBs can be degraded by some types of bacteria: (a) M. Seto, K. Kimbara, M. Shimura, T. Hatta, M. Fukuda and K. Yano, *Appl. Environ. Microbio.*, **61**, 3353 (1995); b) W. A. Williams, *Chemosphere*, **28**, 2269 (1994); c) G. Y. Rhee, R. C. Sokol, C. M. Bethoney and B. Bush, *Toxicol. Environ. Chem.*, **12**, 1829 (1993).
9. While this PCB is commercially available from Chemservice, its cost was prohibitive for our purpose.
10. a) L. A. Levy, *Org. Prep. Proced. Int.*, **6**, 275 (1974); b) A. C. Tas and R. J. C. Kleipool, *Bull. Environ. Contam. Toxicol.*, **8**, 32 (1972).
11. N. R. Ayyanger, U. R. Kalkote and P. V. Nikrad, *Ind. J. Chem.*, **22B**, 872 (1983).
12. O. Hutzinger, S. Safe and V. Zitko, *The Chemistry of PCB's*, CRC Press, Cleveland, OH, 1974.
13. For examples, see: Å. Bergman, E. Klasson Wehler, H. Kuroki and A. Nilsson, *Chemosphere*, **30**, 1921 (1995).
14. Chlorination of biphenyl: a) F. M. Scheidt (Dow Chemical Co.), Ger. Offen. 2,056,441, **1971** (*Chem. Abstr.*, **75**, 35379f, 1971); b) J. Coquillion (PROGIL S. A.), Fr. 1,316,501, **1963** (*Chem. Abstr.*, **59**, 6310f, 1963).
15. Chlorination of 4-chlorobiphenyl: a) I. Sudo, M. Iwasawi and K. Miyata (Mitsui Toatsu Chemicals, Inc.), Jpn. Kokai Tokkyo Koho 02,200,647, **1990** (*Chem. Abstr.*, **114**, 6007b, 1991); b) A. Botta, H. J. Buysch and L. Puppe (Bayer A.-G.), Eur. Pat. Appl. EP 334,097, **1989** (*Chem. Abstr.*, **112**, 138722z, 1990).
16. For an example see: M. Fránek, K. Hruska, M. Sisák and I. Diblíková, *J. Agric. Food. Chem.*, **40**, 1559 (1992).
17. Obtained from Chemservice.
18. M. Yanagisawa, K. Hayamizu and O. Yamamoto, *Magn. Reson. Chem.*, **25**, 184 (1987).
19. R. C. Fuson, E. A. Cleveland, W. E. Bachmann, A. L. Wilds and J. Korman in *Org. Synth.*, Coll. Vol. 3, pp. 339-340, E. C. Horning, Ed., Wiley, London, England, 1955.
20. R. Bolton and J. P. B. Sandall, *J. Chem. Soc. Perkin Trans. 2*, 278 (1977).
21. M. Bolgar, J. Cunningham, R. Cooper, R. Kozloski, J. Hubball, D. Miller, T. Crone, H. Kimball, A. Janooby, B. Miller and B. Fairless, *Chemosphere*, **31**, 2687 (1995); the melting points reported in that article were corrected.

(Received April 4, 1997; in revised form July 31, 1997)