

Oxidation of C₂, C₃ and Higher Alkanes by a Ruthenium–Oxo System

Tai-Chu Lau* and Chi-Keung Mak

Department of Biology and Chemistry, City University of Hong Kong, Tat Chee Avenue, Kowloon Tong, Hong Kong

Barium ruthenate, BaRuO₃(OH)₂, when dissolved in TFA–CH₂Cl₂ containing a few equivalents of 2,2'-bipyridine, generates a highly reactive ruthenium–oxo system that is capable of oxidizing ethane and propane at room temperature with good yields.

The design of highly reactive metal–oxo species capable of oxidizing unactivated C–H bonds continues to be a challenge to chemists.¹ Although quite a number of metal–oxo systems are capable of oxidizing cycloalkanes, few systems are efficient in oxidizing linear alkanes, especially the lower molecular mass homologues, under mild conditions.^{2,3} We have previously shown that barium ruthenate(vi), BaRuO₃(OH)₂, when dissolved in AcOH–CH₂Cl₂, readily oxidizes alkanes at room temperature.⁴ The active species generated in solution is most probably a *trans*-dioxoruthenium(vi) species containing acetate ligands. Substituting acetic acid with stronger acids such as TFA should generate a more reactive species since trifluoroacetate is a weaker σ -donor than acetate, and this would make the resulting ruthenium–oxo complex more strongly oxidizing. Moreover, more extensive protonation of the oxo ligands by the stronger TFA would be expected to occur, and this should also enhance the oxidizing power of the complex. Here we report that barium ruthenate, when dissolved in TFA–CH₂Cl₂ containing a few equivalents of α -diimine ligands, generates a highly oxidizing ruthenium–oxo system that is capable of oxidizing ethane and propane at room temperature with good yields.

Upon addition of TFA to a suspension of BaRuO₃(OH)₂ in CH₂Cl₂ containing cyclohexane, the brick-red solid rapidly dissolves to give a dark green solution. Analysis of the mixture after a few minutes by GC and GC–MS indicates the presence of cyclohexanol, cyclohexanone and cyclohexyl trifluoroacetate, with a total yield of 44%. Yields are based on the amount of BaRuO₃(OH)₂ used, assuming it acts as a two-electron oxidant (see below). In the absence of TFA, the barium ruthenate remained undissolved and no products could be detected. The only moderate yields obtained may be due to some disproportionation of ruthenate(vi) to ruthenium tetroxide and ruthenium(iv), which is known to occur in strong acid media.⁵ In an attempt to stabilize the ruthenium(vi)–oxo species against disproportionation, and hence to increase the yield, various ligands were added to the mixture. We found that yields were substantially increased with the addition of pyridine and α -diimine ligands (Table 1). In particular, yields as high as 96% can be obtained with the introduction of just a few equivalents of 2,2'-bipyridine (bpy), although the rate of reaction is somewhat slower.

Table 2 shows the results of oxidation of various alkanes and aromatic hydrocarbons by barium ruthenate in TFA–bpy–

CH₂Cl₂. The system is capable of oxidizing ethane and propane at room temperature with good yields. Oxidation of propane occurs exclusively at the *sec* C–H bond to produce propan-2-one while oxidation of ethane gives ethanoic acid. So far, we have not been able to detect any products when methane was used as the substrate. The system is also able to oxidize benzene to 1,4-benzoquinone. In the case of toluene and ethylbenzene, oxidation occurs both at the side chain and at the aromatic ring.

Attempts to isolate the active intermediate have not been successful due to the instability of the species. However, a greenish-yellow solid can be obtained upon adding 6 mol dm⁻³ HCl to a solution of BaRu(O)₃(OH)₂ in TFA–bpy–CH₂Cl₂. IR and elemental analyses are consistent with the complex [Ru^{VI}(bpy)O₂Cl₂].⁶ Thus it is reasonable to assume that the active intermediate is also a dioxoruthenium(vi) species with the formula [Ru^{VI}(bpy)O₂(CF₃CO₂)₂] [eqns. (1) and (2)].

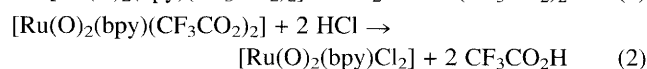
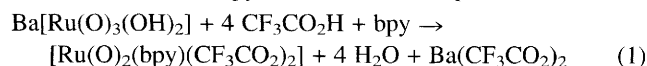


Table 2 Oxidation of organic substrates by barium ruthenate in TFA–bpy–CH₂Cl₂^a

Substrate (amount)	<i>t</i> /min ^b	Product (yield %) ^c
Cyclohexane (1 ml)	13	Cyclohexanol (31) Cyclohexanone (64) Cyclohexyl trifluoroacetate (1)
<i>n</i> -Hexane (1 ml)	15	Hexan-2-ol (10) Hexan-3-ol (6) Hexan-2-one (31) Hexan-3-one (20)
Adamantane ^d (200 mg)	2	Adamantan-1-ol (97) Adamantan-2-ol + Adamantanone (3)
2-Methylbutane (1 ml)	2	2-methylbutan-2-ol (70) 3-methylbutan-2-ol (trace) 3-methylbutanone (11) 2-methylbutanal (4.5)
Propane ^d (3 atm)	30	Propan-2-one (65)
Ethane ^c (5 atm)	240	Ethanoic acid (40)
Benzene ^d (1 ml)	5	1,4-Benzoquinone (20)
Methylbenzene ^d (1 ml)	5	Benzaldehyde (10) Benzyl alcohol (2) Methyl-1,4-benzoquinone (20) Benzyl trifluoroacetate (trace)
Ethylbenzene ^d (1 ml)	2	Acetophenone (10), 1-Phenylethanol (43) (1-Phenylethyl) trifluoroacetate (4) Ethyl-1,4-benzoquinone (9)

^a Reagents and conditions: 20 °C, barium ruthenate (50 mg, 0.156 mmol), 2,2'-bipyridine (100 mg, 0.64 mmol), (0.5 ml), CH₂Cl₂ (4.5 ml), unless otherwise stated. ^b Time where there is no significant change in amount of product. ^c Based on amount of barium ruthenate used, assuming the system acts as a two-electron oxidant. ^d 5.5 ml CH₂Cl₂ used. ^e 3 ml TFA and 3 ml CH₂Cl₂ used.

Table 1 Effect of pyridine and α -diimine ligands on the oxidation of cyclohexane (CyH) by barium ruthenate in TFA–CH₂Cl₂^a

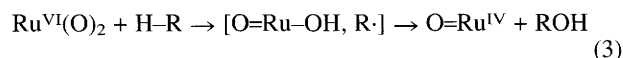
Ligand ^b	% Yield of products				<i>t</i> /min ^c
	CyOH	Cy=O	CyO ₂ CCF ₃	Total	
none	13	29	2	44	2
py	4	71	1	76	20
bpy	31	64	1	96	13
phen	24	59	1	84	13

^a Reagents and conditions: 22 °C, barium ruthenate (0.156 mmol), cyclohexane (1 ml), CH₂Cl₂ (4.5 ml), TFA (0.5 ml), ligand (1.28 mmol py, 0.64 mmol bpy and phen). ^b Abbreviations: py = pyridine; bpy = 2,2'-bipyridine; phen = 1,10-phenanthroline. ^c Time when there is no significant change in amount of products.

Oxidation of PPh_3 by this system produces 2 mol equivalents of $\text{PPh}_3=\text{O}$, consistent with the dioxoruthenium(VI) formulation for the active species. On the other hand, even after reaction with cyclohexane, this system is still capable of producing one mol equivalent of $\text{PPh}_3=\text{O}$, indicating that the system acts as a two-electron oxidant in the reaction with alkanes.

As expected, the reactivity order for C–H bonds is $3^\circ > 2^\circ > 1^\circ$. In the oxidation of adamantane, the ratio $2^\circ : 3^\circ = 1 : 60$; in the case of 2-methylbutane, the ratio $1^\circ : 2^\circ : 3^\circ = 1 : 11 : 280$. The kinetic isotope effects (KIE) for the oxidation of cyclohexane are ($k_{\text{H}}/k_{\text{D}}$) 4.0 and 7.7 for the formation of cyclohexanol

and cyclohexanone, respectively. These results are consistent with a H-atom abstraction mechanism which is generally accepted for alkane hydroxylation by metal–oxo species [eqns. (3) and (4)].^{2,4}



The oxidation can also be made catalytic by using various terminal oxidants (Table 3). Excellent yields were obtained with PHIO, while reasonable yields were obtained with periodate, peracids and alkyl hydroperoxides. Detailed studies of these catalytic oxidations are in progress.

Financial support from the Research Grants Council and the City University of Hong Kong is gratefully acknowledged.

Received, 16th January 1995; Com. 5/00267B

Table 3 Catalytic oxidation of cyclohexane (CyH) by barium ruthenate in TFA–bpy– CH_2Cl_2 ^a

Terminal oxidant	t/h	Products (Turnover no.) ^b			Yield % ^c
		CyOH	Cy=O	CyO ₂ CCF ₃	
PhIO	1.5	37	9	3	100
Bu ₄ ⁿ NIO ₄	2	7.8	12	1.3	60
MCPBA	9	16	0.8	11	49
TBHP	2	15.4	0.5	3	34
H ₂ O ₂	1.5	8.6	0.4	0.7	14

^a Typical procedure: barium ruthenate (0.0072 mmol) was dissolved in CH_2Cl_2 (6 ml) containing TFA (0.5 ml), cyclohexane (1 ml) and 2,2'-bipyridine (100 mg). After 1 min, the terminal oxidant (0.4 mmol) was added. ^b Turnover number = no. of mol of product/no. of mol of barium ruthenate. ^c Based on the amount of terminal oxidant used, assuming it acts as a two-electron oxidant.

References

- 1 *Activation and Functionalization of Alkanes*, ed. C. L. Hill, Wiley, New York, 1989.
- 2 A. S. Goldstein, Robert H. Beer and R. S. Drago, *J. Am. Chem. Soc.*, 1994, **116**, 2424.
- 3 R. H. Fish, R. H. Fong, J. B. Vincent and G. Christou, *J. Chem. Soc., Chem. Commun.*, 1988, 1504.
- 4 T. C. Lau and C. K. Mak, *J. Chem. Soc., Chem. Commun.*, 1993, 766.
- 5 R. E. Connick and C. R. Hurley, *J. Am. Chem. Soc.*, 1952, **74**, 5012.
- 6 W. P. Griffith and D. Pawson, *J. Chem. Soc., Dalton Trans.*, 1973, 1315.