

# Enantioselective Total Synthesis of (+)-Largazole, a Potent Inhibitor of Histone Deacetylase<sup>†</sup>

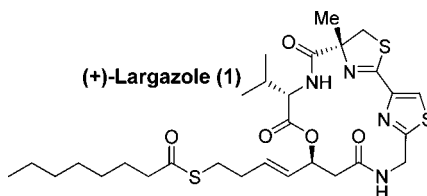
Arun K. Ghosh\* and Sarang Kulkarni

Departments of Chemistry and Medicinal Chemistry, Purdue University,  
West Lafayette, Indiana 47907

akghosh@purdue.edu

Received June 27, 2008

## ABSTRACT



An enantioselective total synthesis of the cytotoxic natural product (+)-largazole (1) is described. It is a potent histone deacetylase inhibitor. Our synthesis is convergent and involves the assembly of thiazole 3-derived carboxylic acid with amino ester 4 followed by cycloamidation of the corresponding amino acid. The synthesis features an efficient cross-metathesis, an enzymatic kinetic resolution of a  $\beta$ -hydroxy ester, a selective removal of a Boc-protecting group, a HATU/HOAt-promoted cycloamidation reaction, and synthetic manipulations to a sensitive thioester functional group.

In January 2008, Luesch and co-workers reported the isolation of largazole, a novel 16-membered depsipeptide from Floridian marine cyanobacterium *Symploca* sp.<sup>1</sup> Largazole's structure was elucidated by extensive NMR studies and through chemical degradation. It has shown impressive growth inhibitory activity of transformed mammary epithelial cells (MDA-MB-231) in a dose-dependent manner with a GI<sub>50</sub> value of 7.7 nM. In addition, it has shown excellent selectivity over nontransformed murine mammary epithelial cells (NMuMG) with a GI<sub>50</sub> of 122 nM. More recently, Luesch, Hong, and co-workers reported the first total synthesis of largazole. Their synthesis featured a macrocyclization at C6 and a late stage addition of the thioester using cross-metathesis. Subsequently, they determined that histone deacetylase (HDAC) is the molecular target for largazole.<sup>2</sup> This is very significant as HDAC inhibitors are emerging as a new and exciting class of antineoplastic agents

for the treatment of solid and nematological malignancies.<sup>3</sup> Incidentally, a number of depsipeptides are undergoing clinical trials for treatment of various cancers.<sup>4</sup> Largazole's important biological activity, its selectivity for cancer cells, and its unique structural features led to considerable interest in its chemistry and biology. To establish structure-activity relationships and design novel structural variants, we sought a convergent route to largazole. Herein, we report an enantioselective synthesis of (+)-largazole.

As shown in Figure 1, our synthetic strategy involves a late-stage cycloamidation of a sterically less demanding carboxylic acid and an amine to form the 16-membered ring from the corresponding amino acid derived from **2**. Ester derivative **2** could be obtained by the formation of an amide bond between the acid arising from thiazole methyl ester **3** and the **4**-derived amine. Our plan is to carry out the

<sup>†</sup> Dedicated to Professor E. J. Corey with profound admiration and appreciation on the occasion of his 80th birthday.

(1) Taori, K.; Paul, V. J.; Luesch, H. *J. Am. Chem. Soc.* **2008**, *130*, 1806.

(2) Ying, Y.; Taori, K.; Kim, H.; Hong, J.; Luesch, H. *J. Am. Chem. Soc.* **2008**, *130*, 8455.

(3) (a) Vigushin, D. M.; Coombes, R. C. *Anti-Cancer Drugs* **2002**, *13*, 1. (b) Marchion, D.; Munster, P. *Expert Rev. Anticancer Ther.* **2007**, *7*, 583.

(4) Piekarz, R.; Bastes, S. *Curr. Pharm. Des.* **2004**, *10*, 2289.

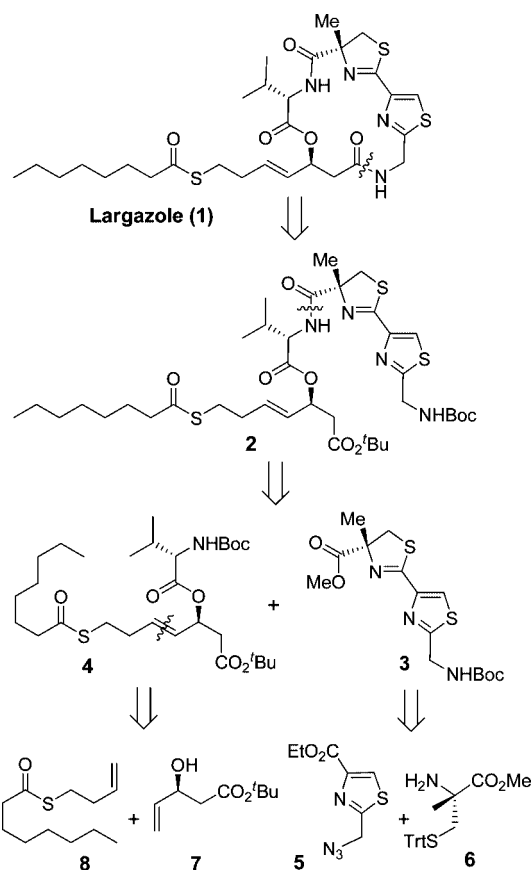
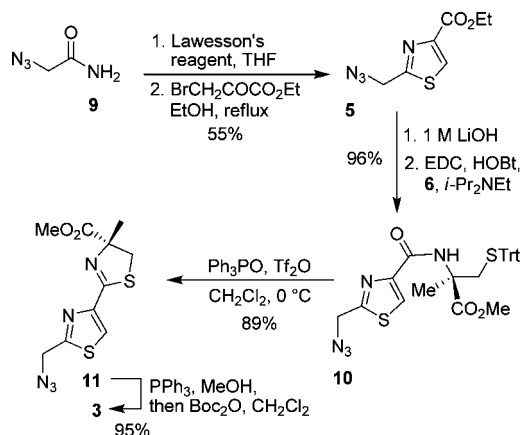


Figure 1. Retrosynthetic analysis of largazole.

remainder of the synthesis with the sensitive thioester functional group attached. The synthesis of thiazole 3 can be achieved from a 5-derived thiazole acid and protected (*R*)-2-methyl cysteine 6.<sup>5</sup> Amino ester 4 could be accessed by a cross-metathesis reaction between thioester 8 and optically active allylic alcohol 7 followed by a Yamaguchi esterification with the appropriately protected L-valine. Alcohol 7 could be prepared by a lipase-mediated kinetic resolution of racemic  $\beta$ -hydroxy ester.

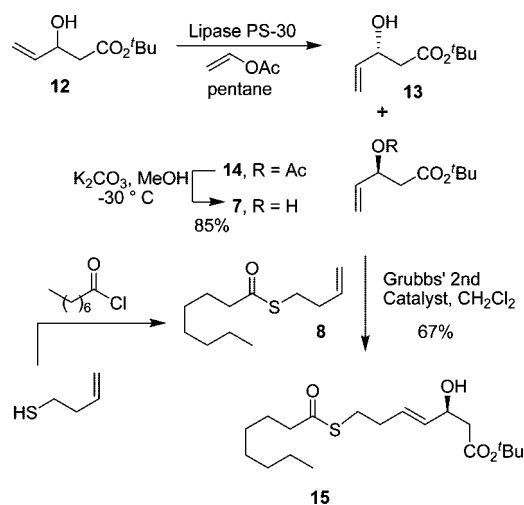
#### Scheme 1. Synthesis of Segment 3



As shown in Scheme 1, our synthesis starts with the known azido amide 9<sup>6</sup> which was treated with Lawesson's reagent in THF for 12 h to provide the corresponding thioamide in 67% yield.<sup>7</sup> The resulting thioamide was then reacted with ethyl bromopyruvate in refluxing ethanol for 1 h which provided thiazole 5 in 82% yield.<sup>8</sup> Saponification of ester 5 with 1 M aqueous LiOH gave the acid. The resulting acid was then coupled with trityl-protected  $\alpha$ -methyl cysteine<sup>9</sup> under EDC/HOBt conditions in the presence of diisopropylethylamine to furnish amide 10 in 96% yield over two steps. The conversion to thiazole–thiazoline fragment 11 was achieved following a procedure reported by Kelly and co-workers.<sup>10</sup> Accordingly, amide 10 was reacted with 3 equiv of triphenylphosphine oxide and 1.5 equiv of Tf<sub>2</sub>O in CH<sub>2</sub>Cl<sub>2</sub> at 0 °C for 10 min to provide ester 11 in 89% yield. The azide group in 11 was reduced using PPh<sub>3</sub> in refluxing methanol<sup>11</sup> to give the amine which was then exposed to Boc<sub>2</sub>O to furnish fragment 3 in 95% yield over two steps.

Optically active synthesis of  $\beta$ -hydroxy ester and its conversion to ester 15 are shown in Scheme 2. Racemic aldol

#### Scheme 2. Synthesis of Thio Ester 15



product 12 was prepared by LDA deprotonation of *tert*-butyl acetate followed by reaction of the resulting enolate with acrolein at –78 °C to provide 12 in 81% yield. The racemic alcohol was then exposed to lipase PS-30 in pentane in the presence of excess vinyl acetate at 23 °C for 12 h to provide enantioenriched alcohol 13 and acetate derivative 14 in 45% and 42% yields, respectively. Selective removal of the acetate

(5) Pattenden, G.; Thom, S. M.; Jones, M. F. *Tetrahedron* **1993**, *49*, 2131.

(6) Dyke, J. M.; Levita, G.; Morris, A.; Ogden, J. S.; Dias, A. A.; Algarra, M.; Santos, J. P.; Costa, M. L.; Rodrigues, P.; Barros, M. T. *J. Phys. Chem. A* **2004**, *108*, 5299.

(7) Ozturk, T.; Ertaş, E.; Mert, O. *Chem. Rev.* **2007**, *107*, 5210.

(8) Boyce, R. J.; Pattenden, G. *Tetrahedron* **1995**, *51*, 7313.

(9) For synthesis of the enantiomer, see: Hara, S.; Makino, K.; Hamada, Y. *Tetrahedron Lett.* **2006**, *47*, 1081.

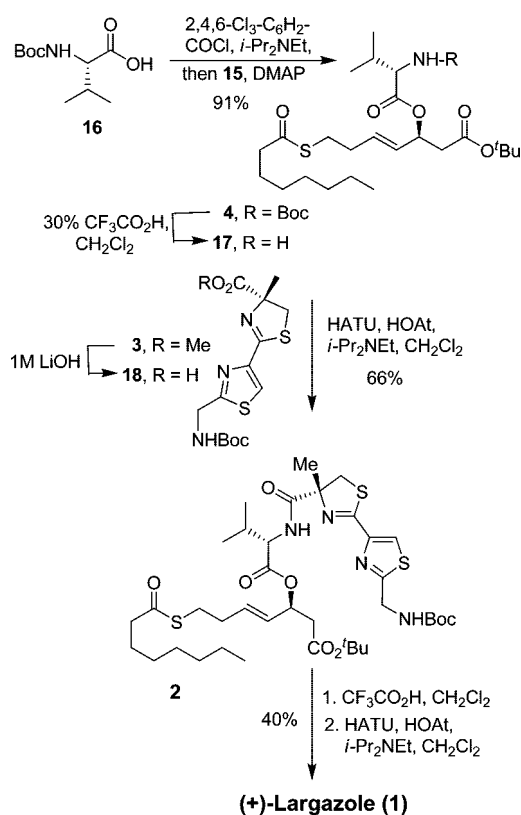
(10) You, S.-L.; Razavi, H.; Kelly, J. W. *Angew. Chem., Int. Ed.* **2003**, *42*, 83.

(11) Pal, B.; Jaisankar, P.; Giri, V. S. *Synth. Commun.* **2004**, *34*, 1317.

was carried out by exposure of **14** to potassium carbonate in methanol at  $-30\text{ }^{\circ}\text{C}$  to afford optically active  $\beta$ -hydroxy ester **7** in high enantiomeric purity (93% ee). The enantiomeric excess was determined by formation of the corresponding Mosher ester of alcohol **15** followed by analysis of  $^{19}\text{F}$  NMR.<sup>12</sup> The kinetic resolution of  $\beta$ -hydroxy ester has provided a convenient access to optically active esters.<sup>13</sup> For preparation of alcohol **15** we planned a cross-metathesis of alcohol **7** and thioester **8**. The requisite thioester was prepared by reaction of 3-butenethiol<sup>14</sup> and octanoyl chloride in the presence of DMAP. A cross-metathesis reaction of alcohol **7** and thioester **8** in the presence of 3 mol % of Grubbs' second-generation catalyst afforded *E*-olefin **15** exclusively in 67% yield.<sup>15</sup>

The final assembly of the largazole fragment is shown in Scheme 3. *N*-Boc-valine **16** was subjected to esterification with alcohol **15** using Yamaguchi's protocol.<sup>16</sup> Accordingly, reaction of **16** with 2,4,6-trichlorobenzoyl chloride in the presence of diisopropylethylamine gave the anhydride.

**Scheme 3.** Synthesis of Largazole



Reaction of the resulting anhydride with alcohol **15** and DMAP furnished thioester **4** in 91% yield. Selective deprotection of the Boc group in the presence of a *tert*-butyl ester was carried out by exposure of **4** to 30% trifluoroacetic acid in  $\text{CH}_2\text{Cl}_2$  at  $0\text{ }^{\circ}\text{C}$  for 20 min to provide amine **17**. For assembly of the largazole subunits, saponification of methyl ester **3** was carried out with 1 M aqueous LiOH to give acid **18**. Coupling of acid **18** with amine **17** was accomplished by using HATU and HOAt in the presence of diisopropylethylamine to furnish the requisite protected amino ester **2** in 66% yield. Formation of the 16-membered cycloamide was carried out in a two-step sequence involving (1) exposure of **2** to trifluoroacetic acid at  $23\text{ }^{\circ}\text{C}$  for 3 h to remove both the Boc and the *tert*-butyl groups and (2) treatment of the resulting amino acid with 2 equiv of HATU and 2 equiv of HOAt in the presence of diisopropylethylamine under dilute conditions to provide synthetic (+)-largazole (**1**) in 40% isolated yield (two steps). The spectral data ( $^1\text{H}$  and  $^{13}\text{C}$  NMR) of synthetic (+)-largazole (**1**,  $[\alpha]^{23}_{\text{D}} +24$ ,  $c$  0.13, MeOH (lit.<sup>1</sup>  $[\alpha]^{20}_{\text{D}} +22$ ,  $c$  0.1, MeOH)) is identical with that reported for the natural (+)-largazole.<sup>1</sup>

In summary, we have accomplished an enantioselective synthesis of (+)-largazole (**1**). The synthesis will provide a convenient access to a variety of largazole derivatives. Structural modifications are currently in progress.<sup>17</sup>

**Acknowledgment.** Partial financial support by the National Institute of Health is gratefully acknowledged. We thank Mr. David D. Anderson of Purdue University for his help with the HPLC analysis.

**Supporting Information Available:** Experimental procedures and  $^1\text{H}$  and  $^{13}\text{C}$  NMR spectra for compounds **1–5**, **7–11**, and **15**. This material is available free of charge via the Internet at <http://pubs.acs.org>.

OL8014623

(12) Dale, J. A.; Dull, D. L.; Mosher, H. S. *J. Org. Chem.* **1969**, *34*, 2543.

(13) (a) Vrielynck, S.; Vandewalle, M.; García, A. M.; Mascareñas, J. L.; Mouriño, A. *Tetrahedron Lett.* **1995**, *36*, 9023. (b) Pollini, G. P.; Risi, C. D.; Lumento, F.; Marchetti, P.; Zanirato, V. *Synlett* **2005**, 164.

(14) Minozzi, M.; Nanni, D.; Walton, J. C. *Org. Lett.* **2003**, *5*, 901.

(15) (a) Scholl, M.; Ding, S.; Lee, C.; Grubbs, R. H. *Org. Lett.* **1999**, *1*, 953. (b) Chatterjee, A. K.; Choi, T.; Sanders, D. P.; Grubbs, R. H. *J. Am. Chem. Soc.* **2003**, *125*, 11360.

(16) Inanaga, J.; Hirata, K.; Saeki, H.; Katsuki, T.; Yamaguchi, M. *Bull. Chem. Soc. Jpn.* **1979**, *52*, 1989.

(17) During the review of this manuscript, two other syntheses have appeared in the literature; see: (a) Nasveschuk, C. G.; Ungermannova, D.; Liu, X.; Phillips, A. *J. Org. Lett.* **2008**, *10*, 3595–3598. (b) Seiser, T.; Kamena, F.; Cramer, N. *Angew. Chem.* DOI: 10.1002/anie.200802043.