


# NJC

Accepted Manuscript



This article can be cited before page numbers have been issued, to do this please use: S. Nagy, G. Dargó, P. Kisszekelyi, Z. Fehér, A. Simon, J. Barabás, T. Höltzl, B. Mátravölgyi, L. Karpáti, L. Drahos, P. Huszthy and J. Kupai, *New J. Chem.*, 2019, DOI: 10.1039/C8NJ06451B.



This is an Accepted Manuscript, which has been through the Royal Society of Chemistry peer review process and has been accepted for publication.

Accepted Manuscripts are published online shortly after acceptance, before technical editing, formatting and proof reading. Using this free service, authors can make their results available to the community, in citable form, before we publish the edited article. We will replace this Accepted Manuscript with the edited and formatted Advance Article as soon as it is available.

You can find more information about Accepted Manuscripts in the [author guidelines](#).

Please note that technical editing may introduce minor changes to the text and/or graphics, which may alter content. The journal's standard [Terms & Conditions](#) and the ethical guidelines, outlined in our [author and reviewer resource centre](#), still apply. In no event shall the Royal Society of Chemistry be held responsible for any errors or omissions in this Accepted Manuscript or any consequences arising from the use of any information it contains.

## Journal Name

## ARTICLE

# New enantiopure binaphthyl-cinchona thiosquaramides: synthesis and application for enantioselective organocatalysis†

Sándor Nagy,<sup>a</sup> Gyula Dargó,<sup>a</sup> Péter Kisszékelyi,<sup>a</sup> Zsuzsanna Fehér,<sup>a</sup> András Simon,<sup>b</sup> Júlia Barabás,<sup>b</sup> Tibor Höltzl,<sup>b,c</sup> Béla Mátravölgyi,<sup>a</sup> Levente Kárpáti,<sup>d</sup> László Drahos,<sup>e</sup> Péter Huszthy,<sup>a</sup> and József Kupai<sup>\*a</sup>

Received 00th January 20xx,  
Accepted 00th January 20xx

DOI: 10.1039/x0xx00000x  
www.rsc.org/

This work presents the first successful applications of cinchona-thiosquaramides in asymmetric reactions. Binaphthyl-cinchona squaramides and thiosquaramides were synthesised, and then used as organocatalysts to promote the catalytic enantioselective *Michael* addition reaction of pentane-2,4-dione to *trans*- $\beta$ -nitrostyrene with excellent yields (up to 99%) and enantioselectivities (up to 99% ee) at as low as 0.2 mol% catalyst loadings. Thiosquaramides gave higher enantioselectivities (up to 92% ee) in conjugate addition reaction of lawsone to  $\beta,\gamma$ -unsaturated  $\alpha$ -keto ester than its oxo analogue, with high yields (up to 100%). Also, only thiosquaramide could catalyse the *aza-Diels-Alder* addition reaction of 2-siloxydiene to benzylideneacetone. Furthermore, quantum chemical computations showed that the geometrical structure of binaphthyl-cinchona thiosquaramide is similar to that of the squaramide.

## Introduction

Over the last 20 years an explosive growth of research in the field of asymmetric synthesis has taken place.<sup>1–5</sup> The aim of enantioselective synthesis or catalysis is to produce enantiopure products (a single enantiomer as the ultimate goal) starting from achiral substrates by chiral reagents, catalysts or auxiliaries. The role of these chiral reagents or catalysts is to generate diastereomeric transition states leading to the formation of two enantiomers so that one of them is preferentially formed. In recent years binaphthyl compounds have found frequent applications in the design of various asymmetric organocatalysts,<sup>6–12</sup> since the binaphthyl structure is an attractive platform for catalyst development, particularly in the light of their axially chiral characteristic. The enantiomeric atropisomers of 2,2'-substituted binaphthyls have been developed to exploit the axial dissymmetry induced by the restricted rotation about the biaryl bond.<sup>8</sup> Application of binaphthyl units as a chiral scaffold is well-established in asymmetric catalysis, especially the binaphthyl-based bifunctional mono-, bistioureas, and cinchona-squaramides

(Fig. 1) have been found beneficial in asymmetric *Michael* addition.<sup>13–16</sup>

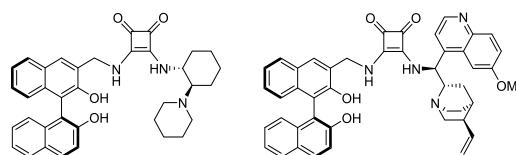


Fig. 1 Binaphthyl-based bifunctional squaramides.

Nowadays, squaramides have become a dominant core among hydrogen bond catalysts,<sup>17–21</sup> thanks to their rigid four-membered ring, the appropriate distance between the donor hydrogens, and higher acidity. Very recently, Rawal *et al.* published<sup>22</sup> the first application of thiosquaramides, the thio analogues of squaramides, as asymmetric catalysts. In a recent review, the main benefits of thio analogues compared to those of squaramides, like increased aromaticity, higher acidity and greater solubility in non-polar solvents, were summarized.<sup>23</sup> Bifunctional thiosquaramides are a promising new class of catalysts, and their simple preparation procedure is expected to further expand the scope of reactions in hydrogen bonding catalysis.<sup>24</sup>

Stereodivergence in cooperative asymmetric catalysis with simultaneous involvement of two chiral catalysts is a persistent challenge in asymmetric catalysis. Depending on whether the orientation of the two chiral attachments is complimentary or opposed, stereochemical enhancement or stereochemically destructive interference might occur. The question of how two chiral catalytic units work in concert, surmounting the chiral match–mismatch issue, is profoundly important.<sup>25, 26</sup> Chirality transfer from two catalysts to the product can be particularly complex. Sunoj *et al.* revealed the origin of high enantioselectivities in a reaction catalysed by axially chiral binaphthyl and cinchona units through transition-state modelling.<sup>26</sup> Besides applying theoretical studies, it can be

<sup>a</sup> Department of Organic Chemistry & Technology, Budapest University of Technology & Economics, Szent Gellért tér 4, Budapest, 1111, Hungary.  
E-mail: jkupa@mail.bme.hu; Tel: 0036-1463-2229

<sup>b</sup> Department of Inorganic & Analytical Chemistry, Budapest University of Technology & Economics, Szent Gellért tér 4, Budapest, 1111, Hungary.

<sup>c</sup> Furukawa Electric Institute of Technology, Késmárk utca 28/A, Budapest, 1157, Hungary.

<sup>d</sup> Laboratory of Plastics & Rubber Technology, Budapest University of Technology & Economics, Műegyetem rkp. 3., Budapest, 1111, Hungary.

<sup>e</sup> MS Proteomics Research Group, Research Centre for Natural Sciences, Hungarian Academy of Sciences, Magyar Tudósok körútja 2, Budapest, 1117, Hungary.

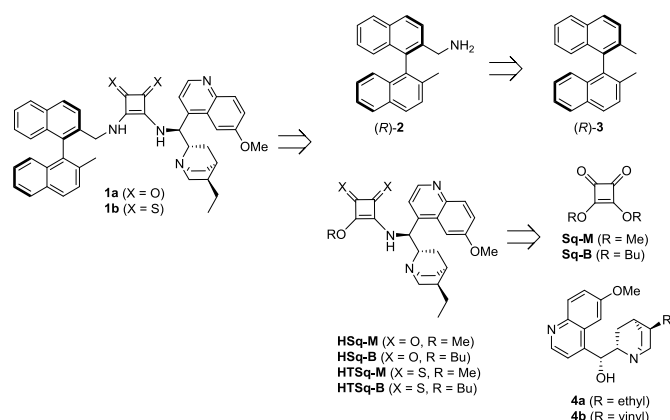
† Electronic Supplementary Information (ESI) available: FT-IR, <sup>1</sup>H, <sup>13</sup>C, 2D NMR and MS spectra of new compounds, thermoanalytical measurements (TGA, DSC) of catalysts **1a** and **1b**, chiral HPLC profiles of *Michael* and conjugate adducts and data of theoretical calculations. See DOI: 10.1039/x0xx00000x

proved experimentally if stereodivergence could be achieved by inverting the configuration of the chiral catalysts that are involved in the activation of the reactants.

Herein we report the synthesis of new binaphthyl-cinchona squaramides and their thio analogues, which are good multiple hydrogen bond donor organocatalysts, and the comparison of their application in asymmetric *Michael* addition of pentane-2,4-dione to *trans*- $\beta$ -nitrostyrene, in asymmetric conjugate addition reaction of lawsone and  $\beta,\gamma$ -unsaturated  $\alpha$ -keto ester and, moreover, in aza-*Diels–Alder* addition reaction of 2-siloxydiene and benzylideneacetone is presented. Furthermore, the effect of the configuration of the axially chiral binaphthyl unit and match-mismatch of chiralities with the cinchona unit was studied.

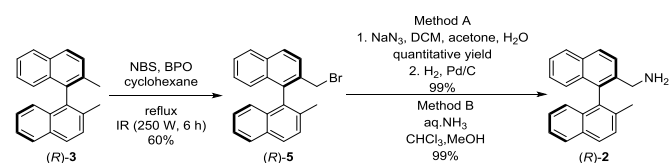
## Results and discussion

Planning the synthesis of catalysts **1a** and **1b** has begun with a retrosynthetic analysis (Scheme 1). Based on this, a convergent synthetic route starting from commercially available 2,2'-dimethyl-1,1'-binaphthalene [(*R*)-**3**], squaric esters (**Sq-M**, **Sq-B**) and cinchona alkaloids (**4a** and **4b**) was designed for the preparation of catalysts **1a** and **1b**.



**Scheme 1** Retrosynthetic analysis of **1a** and **1b**.

Amine fragment (*R*)-**2** was prepared through bromination of dimethyl binaphthalene followed by substitution (Scheme 2). The monobromo derivative (*R*)-**5** was synthesized using *N*-bromosuccinimide (NBS) as brominating agent and benzoyl peroxide (BPO) as initiator.<sup>27</sup> This product was converted into amine (*R*)-**2** in two different ways (Scheme 2): reacting with sodium azide, and reducing the corresponding azide by catalytic hydrogenation (Method A), or applying large excess of aqueous ammonia (Method B). The latter was the preferred procedure, because it is a one-step, easily implemented method providing amine (*R*)-**2** with the same yield. Also, in comparison to Pd/C and H<sub>2</sub>; aqueous ammonia solution is an easy to handle reagent.



**Scheme 2** Synthesis of the axially chiral binaphthalene precursor (*R*)-2.

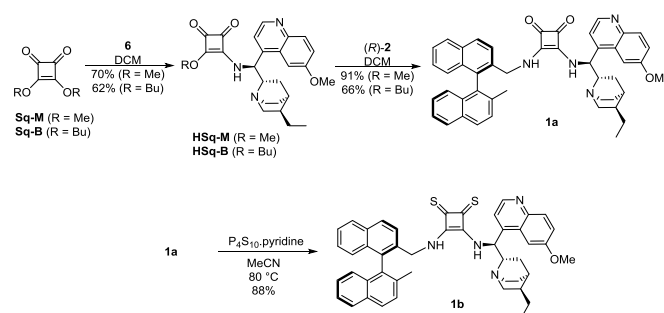
In our recent publications,<sup>28, 29</sup> we used hydroquinone (**4a**) as starting material to form its amino derivative (**6**), however quinone (**4b**) is a cheaper source of the cinchona scaffold. Considering that this method contained a catalytic hydrogenation step, the ethyl derivative **6** was synthesized by reducing the vinyl and the azide group in the same step (Scheme 3). Applying the latter procedure, the intermediates were used without any purification.



**Scheme 3** Synthesis of cinchona amine **6**.

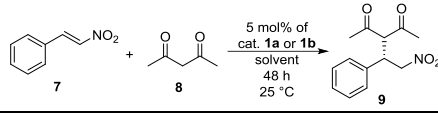
The binaphthyl-cinchona squaramide **1a** was gained by reacting half-squaramides **HSq-M** or **HSq-B** with the aminomethyl binaphthalene (*R*)-**2**. Application of methyl ester **HSq-M** as reagent is advantageous due to the higher yield (91% vs. 66%), and the easier separation of **1a** from the excess of **HSq-M**, than from **HSq-B** during column chromatography.

The synthesis of binaphthyl-cinchona thiosquaramide **1b** was attempted in many ways (see Scheme 4 and Scheme S1, ESI<sup>†</sup>), but it was successful only by thionation of its dioxo form **1a** using P<sub>4</sub>S<sub>10</sub>·pyridine complex.<sup>31,32</sup> In this synthetic route, the purification of the intermediates is easier than in those that apply thionated starting materials or intermediates, due to decomposition of thiosquaramide-derivatives on silica gel. We note here that all compounds were characterised by well-established methods including low- and high-resolution MS, IR, 1D and 2D NMR (see Experimental section and ESI<sup>†</sup>). The binaphthyl-cinchona squaramide **1a** was gained by reacting half-squaramides **HSq-M** or **HSq-B** with the aminomethyl binaphthalene (*R*)-**2**.



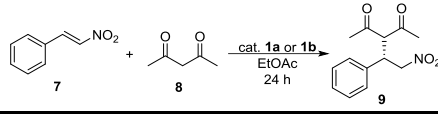
**Scheme 4** Synthesis of binaphthyl-cinchona squaramide **1a** and thiosquaramide **1b** organocatalysts.

The catalytic activity of binaphthyl-cinchona (thio)squaramides **1a** and **1b** was tested in *Michael* addition reaction using *trans*- $\beta$ -nitrostyrene (**7**) and pentane-2,4-dione (**8**) (Table 1). The highest yields and enantiomeric excesses were reached in ethyl acetate and toluene. Following solvent selection guidelines<sup>33-35</sup> – based on properties of solvents such as boiling point, health hazard, aquatic and air impact – ethyl acetate was chosen to optimise the amount of catalysts and to decrease the reaction time of the *Michael* addition reaction from 48 hours to 24 hours. The results are shown in Table 2.

**Table 1** Test of catalysts **1a** and **1b** in the *Michael* reaction using *trans*- $\beta$ -nitrostyrene (**7**) and pentane-2,4-dione (**8**)<sup>a</sup>.


| Entry | Catalyst  | Solvent          | Yield [%] <sup>b</sup> | ee [%] <sup>c</sup> |
|-------|-----------|------------------|------------------------|---------------------|
| 1     | <b>1a</b> | DCM              | 56                     | 95                  |
| 2     | <b>1a</b> | toluene          | 80                     | 96                  |
| 3     | <b>1a</b> | EtOAc            | 83                     | 98                  |
| 4     | <b>1a</b> | MTBE             | 70                     | 97                  |
| 5     | <b>1a</b> | MeOH             | 52                     | 61                  |
| 6     | <b>1a</b> | H <sub>2</sub> O | 42                     | 93                  |
| 7     | <b>1a</b> | neat             | 59                     | 98                  |
| 8     | <b>1b</b> | DCM              | 44                     | 80                  |
| 9     | <b>1b</b> | toluene          | 85                     | 96                  |
| 10    | <b>1b</b> | EtOAc            | 76                     | 98                  |
| 11    | <b>1b</b> | MTBE             | 63                     | 98                  |
| 12    | <b>1b</b> | MeOH             | 51                     | 67                  |
| 13    | <b>1b</b> | H <sub>2</sub> O | 71                     | 98                  |
| 14    | <b>1b</b> | neat             | 52                     | 100                 |

<sup>a</sup> Reaction conditions: pentane-2,4-dione (**8**) (0.41 mmol) was added to the solution of *trans*- $\beta$ -nitrostyrene (**7**) (0.16 mmol) and 5 mol% of catalyst **1a** or **1b** in 1 mL of solvent, then the resulting mixture was stirred at room temperature for 48 hours. <sup>b</sup> Isolated yields. <sup>c</sup> Determined by chiral HPLC (*S* enantiomer).

**Table 2** The optimisation of the amount of catalysts **1a** and **1b** in the *Michael* reaction using *trans*- $\beta$ -nitrostyrene (**7**) and pentane-2,4-dione (**8**)<sup>a</sup>.


| Entry | Catalyst  | Amount of catalyst [mol%] | Yield [%] <sup>b</sup> | ee [%] <sup>c</sup> |
|-------|-----------|---------------------------|------------------------|---------------------|
| 1     | <b>1a</b> | 5                         | 85                     | 98                  |
| 2     | <b>1a</b> | 1                         | 93                     | 98                  |
| 3     | <b>1a</b> | 0.5                       | 93                     | 96                  |
| 4     | <b>1a</b> | 0.2                       | 90                     | 93                  |
| 5     | <b>1a</b> | 0.1                       | 88                     | 88                  |
| 6     | <b>1b</b> | 5                         | 81                     | 98                  |
| 7     | <b>1b</b> | 1                         | 92                     | 97                  |
| 8     | <b>1b</b> | 0.5                       | 90                     | 97                  |
| 9     | <b>1b</b> | 0.2                       | 91                     | 98                  |
| 10    | <b>1b</b> | 0.1                       | 88                     | 77                  |

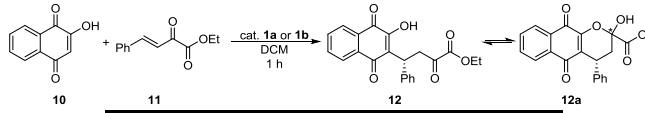
<sup>a</sup> Reaction conditions: pentane-2,4-dione (**8**) (0.41 mmol) was added to the solution of *trans*- $\beta$ -nitrostyrene (**7**) (0.16 mmol) and catalyst **1a** or **1b** in 1 mL of ethyl acetate, then the reaction mixture was stirred at room temperature for 24 hours. <sup>b</sup> Isolated yields. <sup>c</sup> Determined by chiral HPLC (*S* enantiomer).

The yields and enantiomeric excesses have not changed significantly by decreasing the reaction time from 48 hours to 24 hours in the presence of 5 mol% of catalysts **1a** or **1b**. Comparing these two catalysts (**1a** and **1b**), the differences between the yields and enantiomeric excesses were only relevant, when less than 0.5 mol% of catalysts were applied. However, in the presence of 0.1 mol% catalyst, in both cases, a decrease was noticed in these values, mainly in enantiomeric excesses. No reaction took place in the absence of a catalyst. For thiosquaramide **1b** 0.2 mol% was the minimum catalyst loading, that gave the *Michael* adduct with high yield and enantiomeric excess, however the ee was only 5% lower when its dioxo analogue (**1a**) was used.

The first, preliminary studies of bifunctional aryl thiosquaramides have been reported by Rawal *et al.*<sup>22</sup> They applied and compared oxo- and the corresponding thiosquaramides in the conjugate addition reaction of lawsone (**10**) to  $\beta,\gamma$ -unsaturated  $\alpha$ -keto ester (**11**), and they achieved 9–

22% higher enantiomeric excesses when thiosquaramides were used, demonstrating the superior performance of this new type of bifunctional catalysts. Also, the higher acidity of aryl thiosquaramides allowed their application as *Brønsted* acids in *aza-Diels–Alder* reaction. In this reaction, the corresponding thiourea, oxo-, and thiosquaramides were applied. Product was only afforded, when thiosquaramide was used.

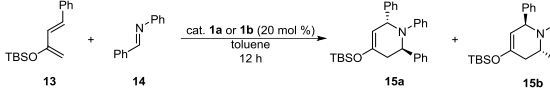
Thus, we applied **1a** and **1b** organocatalysts in the aforementioned two asymmetric reactions (Table 3 and Table 4). In the conjugate addition (Table 3), high yields were achieved by the application of catalysts **1a** and **1b**, even with 5% catalyst loadings. In all cases, thiosquaramide (**1b**) gave higher enantioselectivity than its dioxo analogue (**1a**). These results also prove the noted high catalytic activity of thiosquaramides.

**Table 3** The application of catalysts **1a** and **1b** in the conjugate addition of lawsone (**10**) to  $\beta,\gamma$ -unsaturated  $\alpha$ -keto ester (**11**)<sup>a</sup>.


| Entry | Catalyst  | Amount of catalyst [mol%] | Yield [%] <sup>b</sup> | ee [%] <sup>c</sup> |
|-------|-----------|---------------------------|------------------------|---------------------|
| 1     | <b>1a</b> | 10                        | 93                     | 79                  |
| 2     | <b>1a</b> | 5                         | 98                     | 83                  |
| 3     | <b>1a</b> | 1                         | 74                     | 83                  |
| 4     | <b>1b</b> | 10                        | 89                     | 91                  |
| 5     | <b>1b</b> | 5                         | 93                     | 92                  |
| 6     | <b>1b</b> | 1                         | 46                     | 88                  |
| 7     | DBU       | 10                        | 44                     | 0                   |

<sup>a</sup> Reaction conditions:  $\beta,\gamma$ -unsaturated  $\alpha$ -keto ester (**11**) (0.11 mmol) was added to the solution of lawsone (**10**) (0.10 mmol) and catalyst **1a** or **1b** or DBU in 0.5 mL of DCM, then stirred at room temperature for 1 hour. <sup>b</sup> Isolated yields. <sup>c</sup> Determined by chiral HPLC (*R* enantiomer).

Following the preliminary studies of Rawal *et al.*,<sup>22</sup> both organocatalysts (**1a** and **1b**) were also applied in *aza-Diels–Alder* reaction (Table 4). Similarly to their observation, only thiosquaramide (**1b**) was able to act as *Brønsted* acid, therefore adduct **15** was only afforded in the reaction when it was catalysed by **1b**. Adduct **15** was obtained with 80% yield in a diastereomeric ratio of 5.4 to 1 (major diastereomer shown in Table 4). Using catalyst **1a**, only the unreacted starting materials were detected.

**Table 4** The application of catalysts **1a** and **1b** in *aza-Diels–Alder* reaction of 2-siloxydiene **13** and *N*-benzylideneaniline (**14**)<sup>a</sup>.


| Entry | Catalyst  | Yield [%] <sup>b</sup> | dr <sup>c</sup> [%] <sup>b</sup> |
|-------|-----------|------------------------|----------------------------------|
| 1     | <b>1a</b> | 0                      | -                                |
| 2     | <b>1b</b> | 80                     | 5.4:1                            |

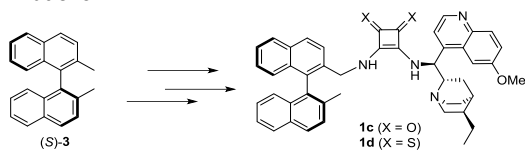
<sup>a</sup> Reaction conditions: 2-siloxydiene **13** (0.20 mmol) was added to the solution of *N*-benzylideneaniline (**14**) (0.24 mmol) and 20 mol% of catalyst **1a** or **1b** in 1 mL of toluene, stirred at room temperature for 12 hours. <sup>b</sup> Isolated yields. <sup>c</sup> Determined by <sup>1</sup>H NMR.

Containing two chiral fragments, namely the cinchona and the binaphthyl unit, **1a** and **1b** could either act as a cooperating (matched pair) or an uncooperating (mismatched pair) multistereogenic catalyst system. Hence, after the successful utilization of catalysts **1a** and **1b**, the application of the “the opposite” catalysts (**1c** and **1d**)

ARTICLE

Journal Name

synthesized from (*S*)-**3**, the enantiomer pair of (*R*)-dimethyl binaphthalene [(*R*)-**3**], was investigated in the same asymmetric transformations.



**Scheme 5** Synthesis of the opposite catalysts **1c** and **1d**.

The synthesis of the “opposite” catalysts (**1c** and **1d**) was accomplished by the same route (Scheme S2, ESI†) as catalysts **1a** and **1b**.

First, we tested them in *Michael* addition reaction using *trans*- $\beta$ -nitrostyrene (**7**) and pentane-2,4-dione (**8**) (Table 5).

**Table 5** The optimisation of the amount of catalysts **1c** and **1d** in the *Michael* reaction using *trans*- $\beta$ -nitrostyrene (**7**) and pentane-2,4-dione (**8**)<sup>a</sup>.

| Entry | Catalyst  | Amount of catalyst [mol%] | Yield [%] <sup>b</sup> | ee [%] <sup>c</sup> |
|-------|-----------|---------------------------|------------------------|---------------------|
| 1     | <b>1c</b> | 5                         | 96                     | 96                  |
| 2     | <b>1c</b> | 1                         | 93                     | 94                  |
| 3     | <b>1c</b> | 0.5                       | 83                     | 95                  |
| 4     | <b>1c</b> | 0.2                       | 62                     | 90                  |
| 5     | <b>1c</b> | 0.1                       | 56                     | 81                  |
| 6     | <b>1d</b> | 5                         | 93                     | 98                  |
| 7     | <b>1d</b> | 1                         | 96                     | 97                  |
| 8     | <b>1d</b> | 0.5                       | 91                     | 97                  |
| 9     | <b>1d</b> | 0.2                       | 86                     | 91                  |
| 10    | <b>1d</b> | 0.1                       | 83                     | 84                  |

<sup>a</sup> Reaction conditions: pentane-2,4-dione (**8**) (0.41 mmol) was added to the solution of *trans*- $\beta$ -nitrostyrene (**7**) (0.16 mmol) and catalyst **1c** or **1d** in 1 mL of ethyl acetate, then the reaction mixture was stirred at room temperature for 24 hours. <sup>b</sup> Isolated yields. <sup>c</sup> Determined by chiral HPLC (*S* enantiomer).

In this *Michael* addition **1c** and **1d** gave the same enantiomer [*S*] of **9** in excess as was given by using **1a** and **1b**. Comparing oxo-catalysts **1a** and **1c**, the yields were significantly lower (up to 32% difference) when **1c** was used, in cases of 0.5 mol% or lower catalyst loadings, but the enantiomeric excesses have not changed considerably. Notable difference in the efficiency and selectivity between thio-analogues **1b** and **1d** was not noticed. Between **1c** and **1d**, the yields were up to 27% higher when thio-squaramide (**1d**) was used, but the selectivity of these catalysts is comparable.

The conjugate addition of lawsone (**10**) to  $\beta,\gamma$ -unsaturated  $\alpha$ -keto ester (**11**) proved the noted high catalytic activity of thiosquaramides<sup>22</sup> (Table 3), therefore, we tested the catalysts **1c** and **1d** in this reaction as well. The results are shown in Table 6.

In this conjugate addition, both the yield and selectivity were higher in the presence of only 1% of thiosquaramide (**1d**). Comparing these results to the outcomes of conjugate addition catalysed by **1a** and **1b**, the same tendency was observed: the enantiomeric excess is approximately 5–10% higher when thiosquaramide is applied. By applying **1a** and **1b** or **1c** and **1d**, the same enantiomer [(*R*)] of the adduct **12** was obtained.

Finally we tested **1c** and **1d** catalysts in aza-*Diels–Alder* reaction, although, none of them gave product; however the reaction has

taken place when thiosquaramide **1b** was used. Therefore, the optimisation of the reaction conditions is still in progress.

**Table 6** The application of catalysts **1c** and **1d** in the conjugate addition of lawsone (**10**) to  $\beta,\gamma$ -unsaturated  $\alpha$ -keto ester **11**<sup>a</sup>.

| Entry | Catalyst  | Amount of catalyst [mol%] | Yield [%] <sup>b</sup> | ee [%] <sup>c</sup> |
|-------|-----------|---------------------------|------------------------|---------------------|
| 1     | <b>1c</b> | 10                        | 100                    | 83                  |
| 2     | <b>1c</b> | 5                         | 100                    | 84                  |
| 3     | <b>1c</b> | 1                         | 73                     | 79                  |
| 4     | <b>1d</b> | 10                        | 100                    | 88                  |
| 5     | <b>1d</b> | 5                         | 100                    | 89                  |
| 6     | <b>1d</b> | 1                         | 100                    | 90                  |

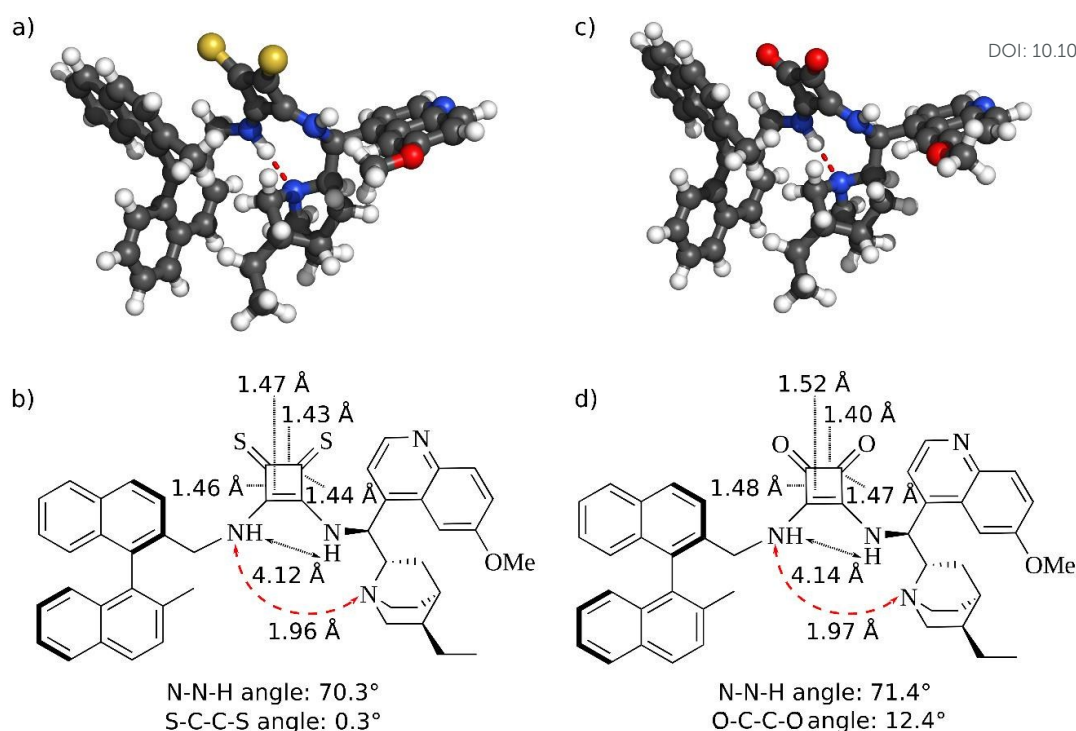
<sup>a</sup> Reaction conditions:  $\beta,\gamma$ -unsaturated  $\alpha$ -keto ester **11** (0.11 mmol) was added to the solution of lawsone (**10**) (0.10 mmol) and catalyst **1c** or **1d** in 0.5 mL of DCM, stirred at room temperature for 1 hour. <sup>b</sup> Isolated yields. <sup>c</sup> Determined by chiral HPLC (*R* enantiomer).

### Theoretical calculations

The distance between the two NH groups of the squaramide or thiosquaramide unit and the H-bond angle has a significant effect on the enantioselectivity of the reaction.<sup>36, 37</sup> Therefore, we analysed the differences in the 3D geometric structure of the binaphthyl-cinchona squaramide (**1a**) and thiosquaramide (**1b**) catalysts (Fig. 2) using quantum chemical calculations.

The calculated distances between the NH groups (4.12 Å and 4.14 Å) and also the N–N–H angles (70.3° and 71.4°) are very similar in both the thiosquaramide and in squaramide catalysts (Fig. 2). Furthermore, a hydrogen bond is formed between the quinuclidine and the squaramide part. Also, only minor differences are observed in the geometry of the four membered rings.

Thus, the molecular geometries of thiosquaramide and squaramide do not imply a significant difference in their enantioselectivities.



**Fig. 2** Optimised geometries and schematic structures of binaphthyl-cinchona thiosquaramide **1b** (a, b) and binaphthyl-cinchona squaramide **1a** (c, d) catalysts with the calculated distances and angles. The hydrogen bond between the NH group and the quinuclidine part is shown by red dashed arrows.

## Conclusions

In conclusion, the synthesis of a new class of chiral cinchona (thio)squaramide organocatalysts containing axially chiral binaphthyl moiety was demonstrated. We have addressed a fundamental problem of chiral induction in asymmetric catalysis when two chiral catalytic units act together in a reaction. Cinchona-thiosquaramides (**1b** and **1d**) were first applied as enantioselective organocatalyst in asymmetric *Michael* addition of pentane-2,4-dione (**8**) to *trans*- $\beta$ -nitrostyrene (**7**) performing a thorough solvent screening and parameter optimisation. Compared to their oxo analogues, thiosquaramide catalyst **1b** gave *Michael* adduct **9** with almost the same yield (90% and 91%) and **1d** gave the adduct with significantly higher yield, than its oxo analogue (86% vs. 62%). Thiosquaramide **1b** gave slightly higher enantioselectivity (98% ee vs. 93% ee) with even 0.2 % of catalyst loading in ethyl acetate. In the conjugate addition reaction of lawsone (**10**) to  $\beta,\gamma$ -unsaturated  $\alpha$ -keto ester **11**, the adduct **12** was gained with high yields (up to 100%), even when 1% of catalyst loadings was applied. In this conjugate addition, the application of **1b** and **1d** thio derivatives resulted in up to 12% higher enantioselectivities (up to 92%) than by using the corresponding oxosquaramides **1a** or **1c**. Our results demonstrated clearly that there is no considerable effect of the match-mismatch pair of (*R*) and (*S*) binaphthyl cinchona (thio)squaramide diastereomers (**1a** vs. **1c** and **1b** vs. **1d**) on the selectivity. The *Brønsted* acid activity of the squaramides and their thio analogues were tested in *aza-Diels-Alder* addition of 2-siloxydiene **13** to *N*-benzylideneaniline (**14**). In this reaction the adduct (**15**) was only obtained when thiosquaramide **1b** was used, with dr of 5.4 (*trans*):1 (*cis*). Quantum chemical computations showed that the geometric structures of binaphthyl-cinchona thiosquaramide and squaramide are similar, in line with the

experimentally observed similar yield and ee values. These findings significantly expand the scope of applications of thiosquaramide derivatives in asymmetric syntheses.

## Experimental

### General

Infrared spectra were recorded on a Bruker Alpha-T FT-IR spectrometer. Optical rotations were measured on a Perkin-Elmer 241 polarimeter that was calibrated by measuring the optical rotations of both enantiomers of menthol. NMR spectra were recorded at Directorate of Drug Substance Development, Egis Pharmaceuticals Plc., on a Bruker Avance III HD (at 600 MHz for  $^1\text{H}$  and at 150 MHz for  $^{13}\text{C}$  spectra) or at Department of Inorganic & Analytical Chemistry, Budapest University of Technology and Economics, on a Bruker DRX-500 Avance spectrometer (at 500 MHz for  $^1\text{H}$  and at 125 MHz for  $^{13}\text{C}$  spectra) or on a Bruker 300 Avance spectrometer (at 300 MHz for  $^1\text{H}$  and at 75 MHz for  $^{13}\text{C}$  spectra) at temperatures given. Mass spectra were recorded on CAMAG LCMS Interface (HPLC pump: Shimadzu LC-20AD Prominence SQ MS; Shimadzu LCMS-2020 MS settings: Detector Voltage: 1.10 kV,  $m/z$ : 105-1000, Scan speed: 1075 u-sec $^{-1}$ , DL temperature: 250  $^{\circ}\text{C}$ , Nebulizing Gas Flow: 1.5 L-min $^{-1}$ , Drying Gas Flow: 15 L-min $^{-1}$ , eluent: acetonitrile: 0.1% (v/v) formic acid 95:5, 1.5 mL-min $^{-1}$ ). The exact mass measurements were performed using Q-TOF Premier mass spectrometer (Waters Corporation, 34 Maple St, Milford, MA, USA) in positive electrospray ionisation mode. The enantiomeric ratios of the samples were determined by chiral high-performance liquid chromatography (HPLC)

measurements using reversed phase mode (Thermo Finnigan Surveyor LC System). Elemental analyses were performed in the Microanalytical Laboratory of the Department of Organic Chemistry, Institute for Chemistry, Eötvös Loránd University, Budapest, Hungary. Melting points were taken on a Boetius micro-melting point apparatus and they were uncorrected. Starting materials were purchased from Aldrich Chemical Company unless otherwise noted. Silica gel 60 F<sub>254</sub> (Merck) plates and aluminium oxide 60 F<sub>254</sub> (Merck) were used for TLC. The spots of materials on TLC plates were visualised by UV light at 254 nm. Silica gel 60 (70–230 mesh, Merck) was used for column chromatography. Silica gel 60 with particle size of 0.063 mm was used for dry column vacuum chromatography (DCVC).<sup>38</sup> Ratios of solvents for the eluents are given in milliliters. PerkinElmer TGA 6 was used to determine the thermal stability of the catalysts with nitrogen purging. The beginning of thermal degradation was determined at 95% (w/w) of the measured sample. A 10 °C min<sup>-1</sup> heating rate was used from 30 to 700 °C, then the sample was kept at 700 °C for 10 min. PerkinElmer DSC 7 was used to measure melting point of the catalysts with nitrogen purging.

The computations were carried out using Density Functional Theory applying the ωB97X-D functional<sup>39</sup> and 6-31G\* basis set,<sup>40</sup> as it is implemented in the Q-Chem 5.2. quantum chemical software package.<sup>41</sup> This functional includes long range and dispersion corrections and the accuracy of this method has been tested for similar systems in our previous studies.<sup>29,42,43</sup> The (75,302) integration grid was applied in all cases. The geometries of the catalysts were optimised both in the gas phase and in ethyl acetate solvent using SM8 continuum solvation method.<sup>44</sup> Molecules were visualised using the PyMol program.<sup>45</sup>

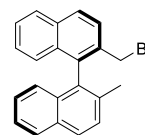
#### General procedure for the preparation of 2-(bromomethyl)-2'-methyl-1,1'-binaphthalenes, and their by-products 2,2'-bis(bromomethyl)-1,1'-binaphthalenes

A stirred mixture of 2,2'-dimethyl-1,1'-binaphthalene [(*R*)-**3** or (*S*)-**3**] (500 mg, 1.77 mmol), *N*-bromosuccinimide (334 mg, 1.86 mmol) and BPO (22 mg, 0.09 mmol) were heated at reflux temperature in cyclohexane (13 mL) with irradiation of infrared light (250 Watt) for 6 h. After the reaction was completed, the solvent was removed under reduced pressure. The crude product was purified by dry column vacuum chromatography<sup>38</sup> (4 mL of hexane was passed through a silica pad with 2 cm of diameter and 7 cm of height) to afford mono-, and dibrominated products.

#### (*R*)-2-(Bromomethyl)-2'-methyl-1,1'-binaphthalene [(*R*)-**5**]

White waxy oil (383 mg, 60%). TLC (SiO<sub>2</sub>; hexane : DCM = 2:1, R<sub>f</sub>=0.67). [ $\alpha$ ]<sub>D</sub><sup>20</sup> +121.2 (c 1.00, CHCl<sub>3</sub>); IR  $\nu_{\text{max}}$  3046, 1506, 1212, 812, 751 cm<sup>-1</sup>; <sup>1</sup>H NMR  $\delta$  (ppm, 300 MHz, DMSO-d<sub>6</sub>, 25 °C) 1.96 (3 H, s), 4.04 (1 H, d, *J*<sub>H,H</sub> 14.0 Hz), 4.13 (1 H, d, *J*<sub>H,H</sub> 14.0 Hz), 6.85 (1 H, d, *J*<sub>H,H</sub> 8.5 Hz), 6.86 (1H, d, *J*<sub>H,H</sub> 8.3 Hz), 7.23 (1 H, overlapped), 7.26 (1H, overlapped), 7.42 (1 H, overlapped), 7.45 (1 H, overlapped), 7.58 (1 H, d, *J*<sub>H,H</sub> 8.4 Hz), 7.90 (1 H, d, *J*<sub>H,H</sub> 8.6 Hz), 7.97 (2 H, overlapped), 8.00 (1 H, overlapped), 8.07 (1 H, d, *J*<sub>H,H</sub> 8.5 Hz); <sup>13</sup>C NMR  $\delta$  (ppm, 75 MHz, DMSO-d<sub>6</sub>, 25 °C) 19.8,

60.6, 124.8, 125.0, 125.0, 125.4, 126.3, 127.6, 127.7, 128.0, 128.2, 128.7, 131.6, 131.8, 132.1, 132.4, 132.4, 133.2, 134.0, 138.0; MS-ESI+ (m/z): the ionization was not feasible of this compound under the circumstances of the applied methods (ESI H<sup>+</sup> addition or Na<sup>+</sup> addition). Anal. calc. for C<sub>22</sub>H<sub>17</sub>Br (%): C, 73.14; H, 4.74; Br, 22.12. Found: C, 73.11; H, 4.77; Br, 22.09. To the best of our knowledge the synthesis of (*R*)-**5** has not been reported.



#### (*S*)-2-(Bromomethyl)-2'-methyl-1,1'-binaphthalene [(*S*)-**5**]

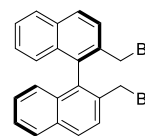
White waxy oil (396 mg, 62%). [ $\alpha$ ]<sub>D</sub><sup>20</sup> -121.2 (c 1.00, CHCl<sub>3</sub>), the other spectroscopic data of this product are the same as those of (*R*)-**5**.

To the best of our knowledge the synthesis of (*S*)-**5** has not been reported.

#### (*R*)-2,2'-Bis(bromomethyl)-1,1'-binaphthalene [(*R*)-**5b**] (the by-product of the preparation of (*R*)-**5**)

White crystals (157 mg, 20%). TLC (SiO<sub>2</sub>; hexane : DCM = 2:1, R<sub>f</sub>=0.74). M.p. 161–165 °C. [ $\alpha$ ]<sub>D</sub><sup>20</sup> +161.9 (c 1.00, CHCl<sub>3</sub>); IR  $\nu_{\text{max}}$  3048, 3010, 2966, 2917, 2849, 1912, 1773, 1719, 1507, 1463, 1212, 1025, 821, 756, 722, 686 cm<sup>-1</sup>; <sup>1</sup>H NMR  $\delta$  (ppm, 600 MHz, DMSO-d<sub>6</sub>, 25 °C) 4.33 (2 H, d, *J*<sub>H,H</sub> 10.0 Hz), 4.37 (2 H, d, *J*<sub>H,H</sub> 10.0 Hz), 6.89 (2 H, d, *J*<sub>H,H</sub> 8.6 Hz), 7.33 (2 H, t, *J*<sub>H,H</sub> 7.5 Hz), 7.55 (2 H, t, *J*<sub>H,H</sub> 7.5 Hz), 7.84 (2 H, d, *J*<sub>H,H</sub> 8.6 Hz), 8.06 (2 H, d, *J*<sub>H,H</sub> 8.3 Hz), 8.17 (2 H, d, *J*<sub>H,H</sub> 8.6 Hz); <sup>13</sup>C NMR  $\delta$  (ppm, 75 MHz, DMSO-d<sub>6</sub>, 25 °C) 33.2, 126.4, 127.1, 127.2, 128.2, 128.4, 129.5, 132.0, 133.1, 133.8, 134.2; MS-ESI+ (m/z): the ionization was not feasible of this compound under the circumstances of the applied methods (ESI H<sup>+</sup> addition or Na<sup>+</sup> addition).

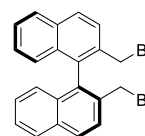
To the best of our knowledge the NMR assignment of (*R*)-**5b** has not been reported.



#### (*S*)-2,2'-Bis(bromomethyl)-1,1'-binaphthalene [(*S*)-**5b**] (the by-product of the preparation of (*S*)-**5**)

White crystals (151 mg, 19%). M.p. 161–165 °C. [ $\alpha$ ]<sub>D</sub><sup>20</sup> -161.9 (c 1.00, CHCl<sub>3</sub>), the other spectroscopic data of this product are the same as those of (*R*)-**5b**.

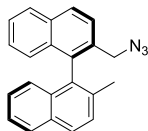
To the best of our knowledge the NMR assignment of (*S*)-**5b** has not been reported.



**(R)-2-(Azidomethyl)-2'-methyl-1,1'-binaphthalene [(R)-16]**

(R)-2-Bromomethyl-2'-methyl-1,1'-binaphthalene [(R)-5] (200 mg, 0.556 mmol), was dissolved in DCM (1 mL), then acetone (4 mL), sodium azide (72.2 mg, 1.11 mmol) and water (10  $\mu$ L) was added. The mixture was stirred until the reaction was completed. The acetone was removed under reduced pressure, and the remaining material was dissolved in a mixture of DCM and water (2 mL of each). The phases were shaken well and separated. The organic phase was dried over anhydrous  $\text{MgSO}_4$  and the solvent was removed under reduced pressure. Further purification was not necessary to afford the pure product as white waxy oil (179 mg, quantitative yield). TLC ( $\text{SiO}_2$  TLC; hexane: DCM = 2:1,  $R_f$ =0.49).  $[\alpha]_{20}^D$  +60.5 (c 1.00,  $\text{CHCl}_3$ ); IR  $\nu_{\text{max}}$  3053, 3010, 2918, 2805, 2090, 810, 742  $\text{cm}^{-1}$ ;  $^1\text{H}$  NMR  $\delta$  (ppm, 300 MHz,  $\text{DMSO}-d_6$ , 25 $^\circ\text{C}$ ) 1.99 (3 H, s), 4.07 (1 H, d,  $J_{\text{H,H}}$  13.5 Hz), 4.12 (1 H, d,  $J_{\text{H,H}}$  13.6 Hz), 6.83 (1 H, d,  $J_{\text{H,H}}$  8.4 Hz), 6.92 (1H, d,  $J_{\text{H,H}}$  8.5 Hz), 7.25 (1 H, ddd,  $J_{1,\text{H,H}}$  8.4 Hz,  $J_{2,\text{H,H}}$  6.9 Hz,  $J_{3,\text{H,H}}$  1.4 Hz), 7.31 (1H, ddd,  $J_{1,\text{H,H}}$  8.5 Hz,  $J_{2,\text{H,H}}$  6.9 Hz,  $J_{3,\text{H,H}}$  1.3 Hz), 7.44 (1 H, ddd,  $J_{1,\text{H,H}}$  8.2 Hz,  $J_{2,\text{H,H}}$  6.9 Hz,  $J_{3,\text{H,H}}$  1.4 Hz), 7.525 (1 H, ddd,  $J_{1,\text{H,H}}$  8.2 Hz,  $J_{2,\text{H,H}}$  6.9 Hz,  $J_{3,\text{H,H}}$  1.3 Hz), 7.61 (1 H, d,  $J_{\text{H,H}}$  8.5 Hz), 7.77 (1 H, d,  $J_{\text{H,H}}$  8.5 Hz), 7.99 (1 H, overlapped), 8.02 (1 H, overlapped), 8.06 (1 H, d,  $J_{\text{H,H}}$  8.4 Hz), 8.13 (1 H, d,  $J_{\text{H,H}}$  8.5 Hz);  $^{13}\text{C}$  NMR  $\delta$  (ppm, 125 MHz,  $\text{DMSO}-d_6$ , 25 $^\circ\text{C}$ ) 19.8, 52.1, 124.7, 125.2, 125.3, 126.4, 126.4, 126.8, 126.9, 128.1, 128.1, 128.3, 128.3, 128.6, 131.7, 131.8, 132.3, 132.5, 133.0, 134.5, 135.6; MS-ESI+ (m/z):  $[\text{M}+\text{H}^+-\text{N}_2]$  calcd for  $\text{C}_{22}\text{H}_{18}\text{N}$ : 296.14, found: 296.20. Anal. calc. for  $\text{C}_{22}\text{H}_{17}\text{N}_3$  (%): C, 81.71; H, 5.30; N, 12.99. Found: C, 81.70; H, 5.33; N, 12.96.

To the best of our knowledge the synthesis of (R)-16 has not been reported.

**General procedure for the preparation of 2-(aminomethyl)-2'-methyl-1,1'-binaphthalenes**

Method A: (R)-2-Azidomethyl-2'-methyl-1,1'-binaphthalene [(R)-16] (150 mg, 0.464 mmol), was dissolved in a mixture of DCM (2 mL) and methanol (5 mL). 20 % Pd/C catalyst (15 mg) was used for the catalytic hydrogenation of the azide (R)-16. The hydrogenation was carried out at room temperature in atmospheric pressure using hydrogen gas. The catalyst was filtered through a pad of Celite<sup>®</sup>, then the solvent was removed under reduced pressure. Further purification was not necessary to obtain the pure product as pale-yellow crystals (137 mg, 99%).

Method B: 2-Bromomethyl-2'-methyl-1,1'-binaphthalene [(R)-5 or (S)-5] (200 mg, 0.556 mmol), was dissolved in a mixture of chloroform and methanol (2 mL of each), then it was added dropwise to a solution of ammonia (4.3 mL of methanol in 8.6 mL 25% aq.  $\text{NH}_3$ ), and this reaction mixture was stirred for 12 h. After the reaction was completed, the organic solvents were removed under reduced pressure. The remaining aqueous mixture was extracted using chloroform (5 mL). The organic phase was dried over  $\text{MgSO}_4$  and the solvent was removed

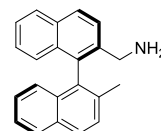
under reduced pressure. Further purification was not necessary to obtain the pure product.

DOI: 10.1039/C8NJ06451B

**(R)-2-(Aminomethyl)-2'-methyl-1,1'-binaphthalene [(R)-2]**

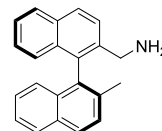
Pale-yellow crystals (165 mg, 99%). TLC ( $\text{SiO}_2$  TLC; hexane:DCM = 2:1,  $R_f$ =0.77); M.p. 69–71  $^\circ\text{C}$ ;  $[\alpha]_{20}^D$  +12.7 (c 0.99,  $\text{CHCl}_3$ ); IR  $\nu_{\text{max}}$  3371, 3051, 3007, 2917, 2856, 1593, 1506, 812, 744  $\text{cm}^{-1}$ ;  $^1\text{H}$  NMR  $\delta$  (600 MHz;  $\text{DMSO}-d_6$ ) 1.97 (3 H, s), 3.28 (1 H, d,  $J_{\text{H,H}}$  14.8 Hz), 3.37 (1 H, d,  $J_{\text{H,H}}$  14.9 Hz), 6.85 (1 H, d,  $J_{\text{H,H}}$  8.6 Hz), 6.87 (1H, d,  $J_{\text{H,H}}$  8.6 Hz), 7.24 (1 H, overlapped), 7.25 (1H, overlapped), 7.42 (1 H, overlapped), 7.44 (1 H, overlapped), 7.59 (1 H, d,  $J_{\text{H,H}}$  8.5 Hz), 7.92 (1 H, d,  $J_{\text{H,H}}$  8.6 Hz), 7.97 (1 H, overlapped), 7.99 (1 H, overlapped), 8.00 (1 H, overlapped), 8.06 (1 H, d,  $J_{\text{H,H}}$  8.6 Hz);  $^{13}\text{C}$  NMR  $\delta$  (ppm, 150 MHz,  $\text{DMSO}-d_6$ , 25 $^\circ\text{C}$ ) 20.1, 43.4, 125.1, 125.1, 125.3, 125.5, 126.3, 126.5, 126.6, 127.8, 127.9, 128.3, 128.3, 128.9, 131.9, 132.0, 132.4, 132.5, 133.2, 133.9, 134.3, 139.5; MS-ESI+ (m/z):  $[\text{M}+\text{H}^+]$  calcd for  $\text{C}_{22}\text{H}_{20}\text{N}$ : 298.16, found: 298.20. Anal. calc. (%): C, 88.85; H, 6.44; N, 4.71. Found: C, 88.84; H, 6.45; N, 4.71.

To the best of our knowledge the synthesis of (R)-2 has not been reported.

**(S)-2-(Aminomethyl)-2'-methyl-1,1'-binaphthalene [(S)-2]**

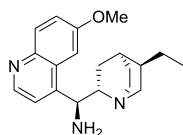
Pale-yellow crystals (165 mg, 99%).  $[\alpha]_{20}^D$  -12.7 (c 0.99,  $\text{CHCl}_3$ ), the other spectroscopic data of this product are the same as those of (R)-2.

To the best of our knowledge the synthesis of (S)-2 has not been reported.

**(1S)-[(2S,4S,5R)-5-Ethylquinuclidin-2-yl](6-methoxyquinolin-4-yl)methanamine (6)**

This compound was synthesized as described in the literature<sup>46</sup> with some minor modifications. To a solution of triethylamine (4.1 mL, 2.97 g, 29.4 mmol), and quinine (**4b**) (2.00 g, 6.2 mmol) in THF (35 mL) mesyl chloride (1.9 mL, 2.81 g, 24.5 mmol) was added at 0  $^\circ\text{C}$ . The reaction mixture was stirred at room temperature for 4 h. The solvent was removed under reduced pressure, subsequently DCM (50 mL) and saturated aq.  $\text{NaHCO}_3$  solution (50 mL) were added to the residue. The phases were shaken well and separated. The organic phase was dried over anhydrous  $\text{MgSO}_4$  and the solvent was removed. This mesylate intermediate was dissolved in DMF (50 mL), and sodium azide (1.6 g, 24.7 mmol) was added. The reaction mixture was stirred overnight. After the reaction was completed, the solvent was removed under reduced pressure. The crude product was dissolved in methanol (50 mL). 20% Pd/C catalyst (200 mg) was used for the catalytic hydrogenation of the azide intermediate. The hydrogenation was carried out at room temperature in atmospheric pressure using hydrogen gas. After the reaction

was completed, the catalyst was filtered through a pad of Celite®, then the solvent was removed under reduced pressure. Further purification was not necessary to obtain the pure product as a yellow oil (1.61 g, 70% overall yield). Spectral data were fully consistent with those reported in the literature.<sup>46</sup> TLC (SiO<sub>2</sub> TLC; DCM: methanol:NH<sub>3</sub> (25% aq. solution)=10:1:0.01, R<sub>f</sub>=0.19). [α]<sub>20</sub><sup>D</sup> +63.6 (c 0.97, CHCl<sub>3</sub>, lit.: [α]<sub>20</sub><sup>D</sup> +71.8 (c 0.97, CHCl<sub>3</sub>);<sup>47</sup> IR ν<sub>max</sub> 3371, 3299, 2926, 2859, 2119, 1918, 1620, 1588, 1506, 1473, 1454, 1431, 1355, 1317, 1259, 1228, 1174, 1133, 1076, 1028, 977, 916, 851, 826, 741, 712, 635 cm<sup>-1</sup>; <sup>1</sup>H NMR δ (ppm, 500 MHz, DMSO-d<sub>6</sub>, 80 °C) 0.71 (1 H, dd, J<sub>1,H,H</sub> 7.6, J<sub>1,H,H</sub> 13.2), 0.81 (3 H, t, J<sub>H,H</sub> 7.3 Hz), 1.23 (1 H, m, overlapped), 1.27 (2H, m, overlapped), 1.40 (1 H, m, overlapped), 1.44 (1 H, m, overlapped), 1.52 (1 H, m, overlapped), 1.54 (1 H, m, overlapped), 2.45 (1 H, m), 2.68 (1 H, m, overlapped), 3.00 (1 H, m, overlapped), 3.20 (1 H, m, overlapped), 3.24 (1 H, m, overlapped), 3.96 (3 H, s), 4.59 (1 H, d, J<sub>H,H</sub> 10.1 Hz), 7.41 (1 H, dd, J<sub>1,H,H</sub> 2.5, J<sub>2,H,H</sub> 9.2), 7.56 (1 H, d, J<sub>H,H</sub> 4.5 Hz), 7.83 (1 H, s), 7.95 (1 H, d, J<sub>H,H</sub> 9.2 Hz), 8.70 (1 H, d, J<sub>H,H</sub> 4.5 Hz); <sup>13</sup>C NMR δ (ppm, 125 MHz, DMSO-d<sub>6</sub>, 80 °C) 11.4, 24.8, 25.1, 26.6, 28.0, 36.8, 40.1, 52.5, 55.2, 57.1, 60.9, 102.9, 119.9, 120.4, 128.2, 130.8, 143.9, 147.2, 147.4, 156.6; MS-ESI+ (m/z): [M+H]<sup>+</sup> calcd for C<sub>20</sub>H<sub>28</sub>N<sub>3</sub>O: 326.22, found: 326.22.



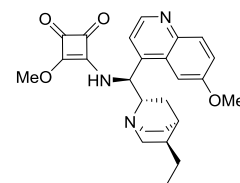
#### General procedure for the preparation of cinchona half-squaramides

A solution of cinchona amine **6** (400 mg, 1.23 mmol) in DCM (0.5 mL) was added in three portions to a solution of dimethyl squarate (**Sq-M**) (193 mg, 1.36 mmol) or dibutyl squarate (**Sq-B**) (308 mg, 1.36 mmol) in DCM (0.5 mL). This mixture was stirred overnight at room temperature. The solvent was removed under reduced pressure, then the crude product was purified by column chromatography (SiO<sub>2</sub>; DCM:methanol = 10:1) to obtain **HSq-M** or **HSq-B**.

#### ((1S)-((2S,4S,5R)-5-Ethylquinuclidin-2-yl)(6-methoxyquinolin-4-yl)methylamino)-4-methoxycyclobut-3-ene-1,2-dione (HSq-M)

Pale-yellow crystals (375 mg, 70%). TLC (SiO<sub>2</sub> TLC; DCM:methanol = 10:1, R<sub>f</sub>=0.28). M.p. 120 °C (decomposed) [α]<sub>20</sub><sup>D</sup> -60 (c 1.00, chloroform); IR ν<sub>max</sub> 3186, 3078, 2954, 2932, 2870, 1802, 1705, 1667, 1622, 1606, 1552, 1509, 1475, 1434, 1392, 1224 cm<sup>-1</sup>; <sup>1</sup>H NMR δ (ppm, 500 MHz, DMSO-d<sub>6</sub>, 80 °C) 0.61 (1 H, m), 0.79 (3 H, t, J<sub>H,H</sub> 12.0 Hz), 1.27 (2H, overlapped), 1.31 (1 H, overlapped), 1.41 (1 H, overlapped), 1.43 (1 H, overlapped), 1.53 (1 H, overlapped), 1.56 (1 H, overlapped), 2.46 (1 H, d, J<sub>H,H</sub> 13.5 Hz), 2.66 (1 H, m), 3.15 (1 H, overlapped), 3.19 (1 H, overlapped), 3.39 (1 H, overlapped), 3.95 (3 H, s), 4.25 (3 H, s), 5.75 (1 H, broad), 7.45 (1 H, d, J<sub>H,H</sub> 9.0 Hz), 7.64 (1 H, d, J<sub>H,H</sub> 4.0 Hz, overlapped), 7.66 (1 H, overlapped), 7.97 (1 H, d, J<sub>H,H</sub> 9.0 Hz), 8.77 (1 H, d, J<sub>H,H</sub> 4.0 Hz); <sup>13</sup>C NMR δ (ppm, 125 MHz, DMSO-d<sub>6</sub>, 80 °C) 12.0, 24.8, 25.6, 27.0, 28.0, 36.7, 40.2, 52.0, 55.6, 57.1, 58.5, 60.1, 101.1, 119.9, 121.9, 127.3, 131.6, 142.9,

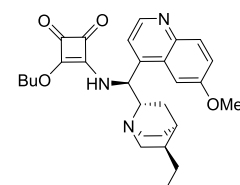
144.2, 147.8, 157.9, 170.8, 177.8, 181.4, 189.9; MS-ESI+ (m/z): [M+H]<sup>+</sup> calcd for C<sub>25</sub>H<sub>30</sub>N<sub>3</sub>O<sub>4</sub>: 436.22, found: 436.30. Anal. calc. (%): C, 68.95; H, 6.71; N, 9.65. Found: C, 68.92; H, 6.74; N, 9.65. To the best of our knowledge the synthesis of **HSq-M** has not been reported.



#### 3-(((1S)-((2S,4S,5R)-5-Ethylquinuclidin-2-yl)(6-methoxyquinolin-4-yl)methylamino)-4-butoxycyclobut-3-ene-1,2-dione (HSq-B)

White crystals (287 mg, 62%). TLC (SiO<sub>2</sub> TLC; DCM:methanol = 10:1, R<sub>f</sub>=0.38). M.p. 120 °C (decomposed) [α]<sub>20</sub><sup>D</sup> -129 (c 1.00, chloroform); IR ν<sub>max</sub> 3234, 3075, 3034, 2956, 2932, 2870, 1802, 1706, 1606, 1509, 1475, 1433, 1359, 1297, 1259, 1229, 1171, 1084, 1029, 919, 853 cm<sup>-1</sup>; <sup>1</sup>H NMR δ (600 MHz; DMSO-d<sub>6</sub>, 60 °C) 0.80 (3 H, t, J<sub>H,H</sub> 7.4), 0.85 (3 H, overlapped), 1.29 (2 H, broad), 1.33 (2 H, overlapped), 1.39 (1 H, overlapped), 1.42 (1 H, overlapped), 1.52 (1 H, overlapped), 1.54 (1 H, overlapped), 1.67 (1 H, broad), 2.43 (1 H, broad), 2.64 (1 H, broad), 3.14 (1 H, overlapped), 3.17 (1 H, overlapped), 3.35 (1 H, broad), 3.96 (3 H, s), 4.56 (2 H, broad), 7.46 (1 H, d, J<sub>H,H</sub> 9.1), 7.63 (1 H, d, J<sub>H,H</sub> 4.5 Hz, overlapped), 7.72 (1 H, broad), 7.98 (1 H, d, J<sub>H,H</sub> 9.1), 8.77 (1 H, d, J<sub>H,H</sub> 4.5), 9.02 (1 H, broad); <sup>13</sup>C NMR δ (150 MHz; DMSO-d<sub>6</sub>, 60 °C) 11.8, 13.2, 17.9, 24.9, 25.5, 26.9, 28.1, 31.3, 36.9, 40.3, 53.3, 55.6, 57.0, 58.7, 72.6, 101.1, 120.1, 121.4, 127.4, 131.5, 143.2, 144.2, 147.7, 157.8, 171.2, 177.3, 181.6, 189.5; MS-ESI+ (m/z): [M+H]<sup>+</sup> calcd for C<sub>28</sub>H<sub>36</sub>N<sub>3</sub>O<sub>4</sub>: 478.27, found: 478.30. Anal. calc. (%): C, 70.42; H, 7.39; N, 8.80. Found: C, 70.40; H, 7.40; N, 8.79.

To the best of our knowledge the synthesis of **HSq-B** has not been reported.



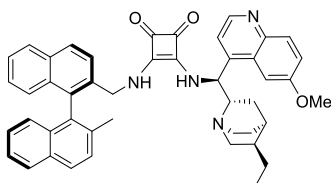
#### General procedures for the preparation of binaphthyl cinchona-oxosquaramides

A solution of aminomethyl binaphthalene [(*R*)-**2** or (*S*)-**2**] (200 mg, 0.67 mmol) in chloroform (0.7 mL) was added to a solution of cinchona half squaramide (**HSq-M**: 322 mg, 0.74 mmol or **HSq-B**: 353 mg, 0.74 mmol) in chloroform (1.5 mL). This mixture was stirred for 5 h at room temperature. The solvent was removed under reduced pressure, then the crude product was purified by column chromatography on silica gel using DCM:methanol: NH<sub>3</sub> (40:1:0.01) mixture as an eluent to obtain the pure product.

#### 3-(((1S)-((2S,4S,5R)-5-Ethylquinuclidin-2-yl)(6-methoxyquinolin-4-yl)methylamino)-4-(*R*)-(((2'-methyl-[1,1'-binaphthalen]-2-yl)methylamino)cyclobut-3-ene-1,2-dione (1a)

Pale-yellow crystals (427 mg, 91% with reagent **HSq-M** and 310 mg, 66% with reagent **HSq-B**). M.p. 170 °C (DSC), TLC (SiO<sub>2</sub> TLC; DCM:methanol: NH<sub>3</sub> = 40:1:0.01, R<sub>f</sub>=0.31). [ $\alpha$ ]<sub>20</sub><sup>D</sup> -44.7 (c 1.00, CHCl<sub>3</sub>); IR  $\nu_{\max}$  3234, 3051, 3004, 2930, 2860, 1794, 1676, 1621, 2589, 1530, 1508, 1458, 1359, 1260, 1241, 1224 cm<sup>-1</sup>; <sup>1</sup>H NMR  $\delta$  (ppm, 500 MHz, DMSO-d<sub>6</sub>, 60 °C) 0.70 (1 H, m), 0.81 (3 H, t,  $J_{\text{H,H}}$  7.4 Hz), 1.36 (2 H, overlapped), 1.53 (1 H, overlapped), 1.54 (2 H, overlapped), 1.64 (1 H, overlapped), 1.65 (1 H, overlapped), 1.75 (3 H, s), 2.57 (1 H, m), 2.77 (1 H, wide), 3.28 (1 H, overlapped), 3.45 (1 H, overlapped), 3.66 (1 H, overlapped), 3.96 (3 H, s), 4.31 (1 H, dd,  $J_{1,\text{H,H}}$  5.2 Hz,  $J_{2,\text{H,H}}$  14.9 Hz), 4.40 (1 H, dd,  $J_{1,\text{H,H}}$  6.8 Hz,  $J_{2,\text{H,H}}$  14.9 Hz), 5.98 (1 H, wide), 7.19 (1 H, ddd,  $J_{1,\text{H,H}}$  1.3 Hz,  $J_{2,\text{H,H}}$  6.7 Hz,  $J_{3,\text{H,H}}$  14.9 Hz), 7.26 (2 H, overlapped), 7.37 (1 H, ddd,  $J_{1,\text{H,H}}$  1.0 Hz,  $J_{2,\text{H,H}}$  6.7 Hz,  $J_{3,\text{H,H}}$  14.9 Hz), 7.46 (1 H, overlapped), 7.48 (1 H, overlapped), 7.59 (1 H, d,  $J_{\text{H,H}}$  4.6 Hz), 7.69 (1 H, d,  $J_{\text{H,H}}$  8.6 Hz), 7.78 (1 H, d,  $J_{\text{H,H}}$  2.7 Hz), 7.84 (1 H, d,  $J_{\text{H,H}}$  7.2 Hz), 7.90 (1 H, d,  $J_{\text{H,H}}$  8.1 Hz), 7.99 (2 H, overlapped), 8.04 (1 H, d,  $J_{\text{H,H}}$  8.6 Hz), 8.78 (1 H, d,  $J_{\text{H,H}}$  4.6 Hz); <sup>13</sup>C NMR  $\delta$  (ppm, 125 MHz, DMSO-d<sub>6</sub>, 60 °C) 11.4, 19.4, 24.5, 25.1, 26.1, 26.7, 35.9, 40.2, 45.1, 53.0, 55.6, 56.5, 58.7, 101.6, 121.6, 124.3, 124.7, 124.9, 125.8, 125.8, 126.2, 126.5, 127.2, 127.6, 127.8, 127.9, 128.0, 128.1, 131.3, 131.6, 131.7, 132.0, 132.3, 132.5, 133.5, 134.0, 134.5, 144.2, 147.4, 157.8, 165.9, 167.6, 181.3, 182.2; HRMS-ESI+ (m/z): [M+H]<sup>+</sup> calcd for C<sub>46</sub>H<sub>45</sub>N<sub>4</sub>O<sub>3</sub>: 701.3492, found: 701.3501.

To the best of our knowledge the synthesis of **1a** has not been reported.



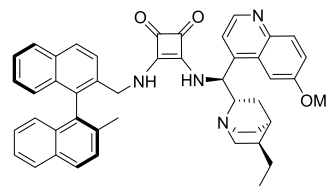
### 3-(((1S)-((2S,4S,5R)-5-Ethylquinuclidin-2-yl)(6-methoxyquinolin-4-yl)methyl)amino)-4-(S)-(((2'-methyl-[1,1'-binaphthalen]-2-yl)methyl)amino)cyclobut-3-ene-1,2-dione (**1c**)

Pale-yellow crystals (413 mg, 88% with reagent **HSq-M**). M.p. 204–206 °C, TLC (SiO<sub>2</sub> TLC; DCM:methanol: NH<sub>3</sub> = 40:1:0.01, R<sub>f</sub>=0.29). [ $\alpha$ ]<sub>20</sub><sup>D</sup> -76.6 (c 1.00, CHCl<sub>3</sub>); IR  $\nu_{\max}$  3425, 2931, 1796, 1677, 1621, 1590, 1530, 1509, 1460, 1360, 1260, 1242, 1028, 813, 687 cm<sup>-1</sup>; <sup>1</sup>H NMR  $\delta$  (ppm, 400 MHz, DMSO-d<sub>6</sub>, 117 °C) 0.76 (1 H, b), 0.83 (3 H, t,  $J_{\text{H,H}}$  7.4 Hz), 1.07 (2 H, t,  $J_{\text{H,H}}$  7 Hz), 1.37 (2 H, q,  $J_{\text{H,H}}$  8 Hz), 1.53 (1 H, b), 1.65 (1 H, b), 1.69 (1 H, b), 1.94 (3 H, s), 2.67 (1 H, b), 3.76 (1 H, b), 3.37 (1 H, m), 3.47 (2 H, q,  $J_{\text{H,H}}$  = 7 Hz), 3.94 (3 H, s), 4.39 (2 H, d,  $J_{\text{H,H}}$  = 5.2 Hz), 5.97 (1 H, d,  $J_{\text{H,H}}$  = 10.6 Hz), 6.79 (1 H, d,  $J_{\text{H,H}}$  = 8.6 Hz), 6.88 (1 H, d,  $J_{\text{H,H}}$  = 8.6 Hz), 6.93 (1 H, t,  $J_{\text{H,H}}$  7 Hz), 7.04 (1 H, t,  $J_{\text{H,H}}$  7.6 Hz), 7.23 (1 H, t,  $J_{\text{H,H}}$  7.6 Hz), 7.44 (1 H, m), 7.45 (1 H, m), 7.46 (1 H, m), 7.54 (1 H, d,  $J_{\text{H,H}}$  4.6 Hz), 7.67 (1 H, d,  $J_{\text{H,H}}$  8.6 Hz), 7.73 (1 H, m), 7.74 (1 H, m), 7.84 (1 H, d,  $J_{\text{H,H}}$  8.4 Hz), 7.96 (1 H, m), 7.98 (1 H, m), 8.00 (1 H, m), 8.75 (1 H, d,  $J_{\text{H,H}}$  = 4.6 Hz); <sup>13</sup>C NMR  $\delta$  (ppm, 100 MHz, DMSO-d<sub>6</sub>, 117 °C) 10.9, 17.9, 19.2, 24.3, 24.5, 25.7, 35.5, 45.1, 52.9, 55.5, 55.7, 56.3, 59.3, 101.9, 119.3, 121.4, 124.2, 124.3, 124.8, 125.5, 125.5, 125.6, 126.1, 127.0, 127.3, 127.4, 127.6, 127.7, 128.1, 131.1, 131.4, 131.6, 131.7, 132.0, 132.3, 132.5, 133.4, 133.8, 134.6, 144.2, 147.2, 157.8, 165.7, 168.0, 181.5, 182.3;

HRMS-ESI+ (m/z): [M+H]<sup>+</sup> calcd for C<sub>46</sub>H<sub>45</sub>N<sub>4</sub>O<sub>3</sub>: 701.3492, found: 701.3501.

DOI: 10.1039/C8NJ06451B

To the best of our knowledge the synthesis of **1c** has not been reported.



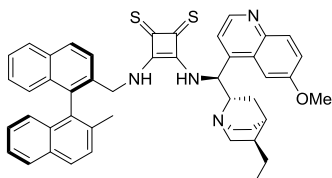
### General procedure for the preparation of binaphthyl cinchona-thiosquaramides

A solution of binaphthyl-cinchona squaramide (**1a** or **1c**, 80 mg, 0.114 mmol) in acetonitrile (1 mL) was added to the pyridine complex of phosphorus pentasulfide (87 mg, 0.228 mmol). The reaction mixture was stirred at 80 °C for 4 hours. After the reaction was completed, the mixture was poured onto water (10 mL), then the precipitated yellow crystals were filtered, and dried on air. The crude product was dissolved in DCM and filtered through a pad of aluminium oxide. The solvent was evaporated, and this crude product was dissolved in DCM (0.5 mL), and hexane (5 mL) was added to this solution. The precipitated orange crystals were filtered, washed with hexane and dried under reduced pressure to obtain thiosquaramide catalysts. The product can be used without further purification.

### 3-(((1S)-((2S,4S,5R)-5-Ethylquinuclidin-2-yl)(6-methoxyquinolin-4-yl)methyl)amino)-4-(R)-(((2'-methyl-[1,1'-binaphthalen]-2-yl)methyl)amino)cyclobut-3-ene-1,2-dithione (**1b**)

Orange crystals (74 mg, 88%). TLC (aluminium oxide TLC; chloroform:methanol: NH<sub>3</sub> = 40:1:0.01 ) R<sub>f</sub>=0.69; (SiO<sub>2</sub> TLC; chloroform:methanol = 40:1:0.01 NH<sub>3</sub> ) R<sub>f</sub>=0.23. M.p. 237 °C (DSC), [ $\alpha$ ]<sub>20</sub><sup>D</sup> -44.6 (c 0.25, CHCl<sub>3</sub>); IR  $\nu_{\max}$  3436, 3169, 3051, 2999, 2930, 2872, 1917, 1762, 1698, 1620, 1588, 1507, 1474, 1432, 1357, 1243, 1143, 1085, 1028, 812, 748 cm<sup>-1</sup>; <sup>1</sup>H NMR  $\delta$  (ppm, 600 MHz, DMSO-d<sub>6</sub>, 60 °C) 0.74 (3 H, t,  $J_{\text{H,H}}$  7.4 Hz), 0.94 (1 H, m,  $J_{\text{H,H}}$  13.0 Hz), 1.28 (1 H, t,  $J_{\text{H,H}}$  7.4 Hz), 1.60 (1 H, t,  $J_{\text{H,H}}$  12.0 Hz), 1.74 (3 H, s), 1.81 (1 H, overlapped), 1.83 (3 H, overlapped), 3.09 (1 H, overlapped), 3.12 (1 H, overlapped), 3.57 (1 H, wide), 4.03 (1 H, s), 4.12 (1 H, overlapped), 4.43 (1 H, wide), 4.76 (3 H, d,  $J_{\text{H,H}}$  15.4 Hz), 5.16 (1 H, d,  $J_{\text{H,H}}$  15.4 Hz), 6.84 (2 H, d,  $J_{\text{H,H}}$  8.4 Hz), 7.16 (1 H, wide), 7.20 (2 H, overlapped), 7.24 (1 H, t,  $J_{\text{H,H}}$  7.6 Hz), 7.35 (1 H, t,  $J_{\text{H,H}}$  7.2 Hz), 7.45 (1 H, t,  $J_{\text{H,H}}$  7.1 Hz), 7.49 (1 H, dd,  $J_{1,\text{H,H}}$  2.7 Hz,  $J_{2,\text{H,H}}$  9.2 Hz), 7.82 (1 H, d,  $J_{\text{H,H}}$  8.4 Hz), 7.85 (1 H, overlapped), 7.86 (1 H, overlapped), 7.92 (1 H, wide), 7.97 (1 H, d,  $J_{\text{H,H}}$  8.3 Hz), 8.00 (1 H, overlapped), 8.02 (1 H, overlapped), 8.04 (1 H, d,  $J_{\text{H,H}}$  8.7 Hz), 8.86 (1 H, d,  $J_{\text{H,H}}$  4.6 Hz); <sup>13</sup>C NMR  $\delta$  (ppm, 150 MHz, DMSO-d<sub>6</sub>, 60 °C) 11.2, 19.8, 23.3, 23.9, 24.5, 25.2, 34.5, 41.2, 44.9, 51.8, 55.2, 56.3, 59.8, 102.2, 120.7, 122.4, 124.6, 124.9, 124.9, 125.7, 125.9, 126.4, 126.6, 126.6, 127.9, 128.0, 128.1, 128.2, 128.3, 131.7, 131.8, 131.9, 132.1, 132.3, 132.6, 132.7, 134.2, 134.4, 141.1, 144.4, 147.8, 158.2, 169.6, 170.9, 202.4, 204.9; HRMS-ESI+ (m/z): [M+H]<sup>+</sup> calcd for C<sub>46</sub>H<sub>45</sub>N<sub>4</sub>S<sub>2</sub>O: 733.3035, found: 733.3043.

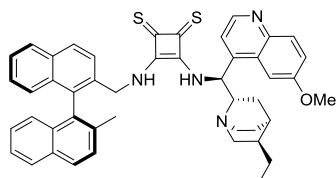
To the best of our knowledge the synthesis of **1b** has not been reported.



**3-(((1S)-((2S,4S,5R)-5-Ethylquinuclidin-2-yl)(6-methoxyquinolin-4-yl)methyl)amino)-4-(S)-(((2'-methyl-[1,1'-binaphthalen]-2-yl)methyl)amino)cyclobut-3-ene-1,2-dithione (1d)**

Orange crystals (72 mg, 86%). TLC (aluminium oxide TLC; chloroform:methanol:  $\text{NH}_3$  = 40:1:0.01)  $R_f$ =0.66; ( $\text{SiO}_2$  TLC; chloroform:methanol = 40:1:0.01  $\text{NH}_3$ )  $R_f$ =0.25. M.p. 208–210 °C,  $[\alpha]_{20}^D$  -93.3 (c 1.00,  $\text{CHCl}_3$ ); IR  $\nu_{\text{max}}$  3431, 2929, 1698, 1566, 1508, 1474, 1244, 1145, 1086, 1029, 813, 746  $\text{cm}^{-1}$ ;  $^1\text{H}$  NMR  $\delta$  (ppm, 600 MHz,  $\text{DMSO}-d_6$ , 22 °C) 0.76 (3 H, t,  $J_{\text{H,H}}$  7.3 Hz), 1.25 (2H, b), 1.35 (2 H, m), 1.44 (1 H, b), 1.47 (1 H, b), 1.56 (1 H, b), 1.98 (3 H, s), 1.81 (1 H, b), 2.43 (1 H, b), 2.60 (1 H, b), 3.16 (1 H, b), 3.67 (1 H, b), 4.00 (1 H, b), 4.02 (3 H, s), 4.89 (1 H, d,  $J_{\text{H,H}}$  14.6 Hz), 5.13 (1 H, d,  $J_{\text{H,H}}$  14.6 Hz), 6.73 (1 H, b), 6.82 (1 H, b), 6.86 (1 H, d,  $J_{\text{H,H}}$  8.5 Hz), 6.96 (1 H, b), 7.28 (1 H, m), 7.48 (1 H, m), 7.49 (1 H, m), 7.50 (1 H, m), 7.61 (1 H, b), 7.72 (1 H, b), 7.79 (1 H, d,  $J_{\text{H,H}}$  8.5 Hz), 7.86 (1 H, d,  $J_{\text{H,H}}$  8.4 Hz), 8.00 (1 H, m), 8.01 (1 H, m), 8.02 (1 H, m), 8.10 (1 H, d,  $J_{\text{H,H}}$  8.5 Hz), 8.83 (1 H, d,  $J_{\text{H,H}}$  4.3 Hz);  $^{13}\text{C}$  NMR  $\delta$  (ppm, 150 MHz,  $\text{DMSO}-d_6$ , 22 °C) 12.0, 20.2, 22.3, 24.0, 25.4, 27.6, 36.5, 41.1, 44.9, 56.0, 56.4, 57.0, 102.7, 120.2, 122.5, 124.7, 124.7, 125.2, 125.4, 126.3, 126.6, 127.1, 127.3, 128.0, 128.2, 128.4, 128.6, 129.0, 131.6, 131.9, 132.1, 132.4, 132.5, 133.0, 134.4, 134.8, 135.5, 144.5, 147.9, 158.0, 168.8, 171.2, 201.0, 204.3; HRMS-ESI+ (m/z):  $[\text{M}+\text{H}^+]$  calcd for  $\text{C}_{46}\text{H}_{45}\text{N}_4\text{S}_2\text{O}$ : 733.3035, found: 733.3043.

To the best of our knowledge the synthesis of **1d** has not been reported.



**General procedure for Michael addition of pentane-2,4-dione to *trans*- $\beta$ -nitrostyrene**

To a solution of *trans*- $\beta$ -nitrostyrene (**7**) (23.4 mg, 0.16 mmol) in the corresponding solvent (1 mL), organocatalyst **1a**, **1b**, **1c** or **1d** was added. Then pentane-2,4-dione (**8**) (41.5  $\mu\text{L}$ , 0.41 mmol) was added to this solution and the resulting reaction mixture was stirred at room temperature. After the reaction was completed, the volatile components were removed under reduced pressure. The crude product was purified by preparative thin layer chromatography on silica gel using hexane:ethyl acetate 2:1 mixture ( $R_f$ =0.36) as eluent to obtain *Michael* adduct as pale-yellow crystals. Yields and enantiomeric excess (ee) values can be seen in Tables 1, 2 and 5. These products had the same spectroscopic data than those of reported (the absolute configuration was determined by the optical rotation of the products).<sup>29</sup> HPLC: Phenomenex Lux Cellulose-3 column (3  $\mu\text{m}$ , 250  $\times$  4.6 mm), eluent  $\text{CH}_3\text{CN}/20$  mM

$\text{NH}_4\text{OAc}$  in  $\text{H}_2\text{O}$  = 40/60, isocratic mode; 0.6  $\text{mL}\cdot\text{min}^{-1}$ ; UV detector 222 nm, 5  $\mu\text{L}$  or 10  $\mu\text{L}$  injection, 20 °C. Retention time for (S)-**9**: 11.94 min, for (R)-**9**: 14.20 min. The applied solvents, the amounts of the catalysts and reaction times are shown in Table 1, 2 and 5.

**General procedure for conjugate addition reaction of lawsone to  $\beta,\gamma$ -unsaturated  $\alpha$ -keto ester**

To a solution of lawsone (**10**) (17.4 mg, 0.10 mmol) in dichloromethane (0.5 mL), organocatalyst **1a**, **1b**, **1c** or **1d** was added. Then  $\beta,\gamma$ -unsaturated  $\alpha$ -keto ester (**11**) (22.5 mg, 0.11 mmol) was added to this solution and the resulting reaction mixture was stirred 1 h at room temperature. After the reaction was completed, the volatile components were removed under reduced pressure. The crude product was purified by preparative thin layer chromatography on silica gel using hexane:ethyl acetate 2:1 mixture ( $R_f$ =0.30) as eluent to obtain adduct **12** as yellow crystals. Yields and enantiomeric excess (ee) values can be seen in Tables 3 and 6. These products had the same spectroscopic data than those of reported (the absolute configuration was determined by the optical rotation of the products).<sup>48</sup> HPLC: Phenomenex Lux Cellulose-1 column (3  $\mu\text{m}$ , 250  $\times$  4.6 mm); eluent  $\text{CH}_3\text{CN}/0.1\%$  AcOH in  $\text{H}_2\text{O}$  and = 40:60, isocratic mode; 0.8  $\text{mL}\cdot\text{min}^{-1}$ ; UV detector 222 nm; 5  $\mu\text{L}$  or 10  $\mu\text{L}$  injection, 25 °C. Retention time for (R)-**12**: 9.16 min, for(S)-**12**: 10.87 min. The amounts of the catalysts are shown in Table 3 and 6.

**General procedure for *aza-Diels-Alder* reaction of 2-siloxydiene to *N*-benzylideneaniline**

To a solution of *N*-benzylideneaniline (**14**) (18 mg, 0.10 mmol) in toluene (0.5 mL), organocatalyst **1a**, **1b**, **1c** or **1d** was added. Then 2-siloxydiene (**13**) (31 mg, 0.12 mmol) was added to this solution and the resulting reaction mixture was stirred at room temperature for 12 h. After the reaction was completed, the volatile components were removed under reduced pressure. The crude product was purified by preparative thin layer chromatography on neutralised aluminium oxide gel using hexane ( $R_f$ =0.40) as eluent to obtain *aza-Diels-Alder* adduct as pale-yellow crystals. Yields and diastereomeric ratio (dr) values can be seen in Table 4. These products had the same spectroscopic data than those of reported.<sup>49</sup>

**Conflicts of interest**

There are no conflicts to declare.

**Acknowledgements**

This research was funded by the New National Excellence Program of the Ministry of Human Capacities, grant numbers ÚNKP-18-4-BME-270 and ÚNKP-18-2-II-BME-243, and the Janos Bolyai Research Scholarship of the Hungarian Academy of Science. It was also supported by the National Research, Development and Innovation office (former OTKA, grant number K128473), the Servier-Beregi PhD Research Fellowship,

and the Gedeon Richter's Talentum Foundation. The authors are grateful to Zsófia Garádi from Budapest University of Technology and Economics and to Dr. András Dancsó from Egis Pharmaceuticals Plc., Directorate of Drug Substance Development for their assistance with the NMR measurements.



## Notes and references

- P. I. Dalko and L. Moisan, *Angew. Chem. Int. Ed.*, 2001, **40**, 3726-3748.
- K. N. Houk and B. List, *Acc. Chem. Res.*, 2004, **37**, 487-487.
- D. W. C. MacMillan, *Nature*, 2008, **455**, 304-308.
- G. Zhan, W. Du and Y. C. Chen, *Chem. Soc. Rev.*, 2017, **46**, 1675-1692.
- D. L. Hughes, *Org. Proc. Res. Dev.*, 2018, **22**, 574-584.
- Y. Chen, S. Yekta and A. K. Yudin, *Chem. Rev.*, 2003, **103**, 3155-3211.
- P. Kocovsky, S. Vyskocil and M. Smrcina, *Chem. Rev.*, 2003, **103**, 3213-3245.
- J. M. Brunel, *Chem. Rev.*, 2005, **105**, 857-897.
- D. Kampen, C. M. Reisinger and B. List, *Top. Curr. Chem.*, 2009, **291**, 395-456.
- S. Schenker, A. Zamfir, M. Freund and S. B. Tsogoeva, *Eur. J. Org. Chem.*, 2011, 2209-2222.
- D. Parmar, E. Sugiono, S. Raja and M. Rueping, *Chem. Rev.*, 2014, **114**, 9047-9153.
- R. B. Sunoj, *Acc. Chem. Res.*, 2016, **49**, 1019-1028.
- B. Liu, X. Han, Z. Dong, H. Lv, H. B. Zhou and C. N. Dong, *Tetrahedron: Asymmetry*, 2013, **24**, 1276-1280.
- E. S. Zhou, B. Liu and C. N. Dong, *Tetrahedron: Asymmetry*, 2014, **25**, 181-186.
- S. Tang, Z. Y. Wang, B. Liu and C. E. Dong, *Chin. Chem. Lett.*, 2015, **26**, 744-748.
- V. Modrocka, E. Veverkova, R. Baran and R. Sebesta, *ChemistrySelect*, 2018, **3**, 1466-1471.
- C. Jin, M. Zhang, L. Wu, Y. F. Guan, Y. Pan, J. L. Jiang, C. Lin and L. Y. Wang, *Chem. Commun.*, 2013, **49**, 2025-2027.
- X. Han, H. B. Zhou and C. E. Dong, *Chem. Rec.*, 2016, **16**, 897-906.
- M. Chennapuram, U. V. S. Reddy, C. Seki, Y. Okuyama, E. Kwon, K. Uwai, M. Tokiwa, M. Takeshita and H. Nakano, *Eur. J. Org. Chem.*, 2017, 1638-1646.
- B. L. Zhao, J. H. Li and D. M. Du, *Chem. Rec.*, 2017, **17**, 994-1018.
- L. J. Yan, G. X. Huang, H. F. Wang, F. J. Xiong, H. H. Peng and F. Chen, *Eur. J. Org. Chem.*, 2018, 99-103.
- M. Rombola and V. H. Rawal, *Org. Lett.*, 2018, **20**, 514-517.
- S. Nagy, P. Kisszekelyi and J. Kupai, *Per. Pol. Chem. Eng.*, 2018, **62**, 467-475.
- T. X. Lu and S. E. Wheeler, *Chem. Eur. J.*, 2013, **19**, 15141-15147.
- M. P. Doyle, J. P. Morgan, J. C. Fetting, P. Y. Zavalij, J. T. Colyer, D. J. Timmons and M. D. Carducci, *J. Org. Chem.*, 2005, **70**, 5291-5301.
- B. Bhaskararao and R. B. Sunoj, *J. Am. Chem. Soc.*, 2015, **137**, 15712-15722.
- P. C. B. Page, B. R. Buckley and A. J. Blacker, *Org. Lett.*, 2004, **6**, 1543-1546.
- S. Nagy, Z. Feher, P. Kisszekelyi, P. Huszthy and J. Kupai, *New J. Chem.*, 2018, **42**, 8596-8602.
- C. Didaskalou, J. Kupai, L. Cseri, J. Barabas, E. Vass, T. Holtzl and G. Szekely, *ACS Catal.*, 2018, **8**, 7430-7438.
- S. H. McCooney and S. J. Connon, *Org. Lett.*, 2007, **9**, 599-602.
- R. B. P. Elmes, N. Busschaert, D. D. Czech, P. A. Gale and K. A. Jolliffe, *Chem. Commun.*, 2015, **51**, 10107-10110.
- J. Bergman, B. Pettersson, V. Hasimbegovic and P. H. Svensson, *J. Org. Chem.*, 2011, **76**, 1546-1553.
- D. Prat, J. Hayler and A. Wells, *Green Chem.*, 2014, **16**, 4546-4551.
- T. Welton, *P. Roy. Soc. A-Math. Phys.*, 2015, **471**.
- C. M. Alder, J. D. Hayler, R. K. Henderson, A. M. Redman, L. Shukla, L. E. Shuster and H. F. Sneddon, *Green Chem.*, 2016, **18**, 3879-3890.
- J. P. Malerich, K. Hagihara and V. H. Rawal, *J. Am. Chem. Soc.*, 2008, **130**, 14416-14417.
- J. Aleman, A. Parra, H. Jiang and K. A. Jorgensen, *Chem. Eur. J.*, 2011, **17**, 6890-6899.
- D. S. Pedersen and C. Rosenbohm, *Synthesis-Stuttgart*, 2001, 2431-2434.
- J. D. Chai and M. Head-Gordon, *Phys. Chem. Chem. Phys.*, 2008, **10**, 6615-6620.
- P. C. Hariharan and J. A. Pople, *Theor. Chim. Acta*, 1973, **28**, 213-222.
- Y. H. Shao, Z. T. Gan, E. Epifanovsky, A. T. B. Gilbert, M. Wormit, J. Kussmann, A. W. Lange, A. Behn, J. Deng, X. T. Feng, D. Ghosh, M. Goldey, P. R. Horn, L. D. Jacobson, I. Kaliman, R. Z. Khaliullin, T. Kus, A. Landau, J. Liu, E. I. Proynov, Y. M. Rhee, R. M. Richard, M. A. Rohrdanz, R. P. Steele, E. J. Sundstrom, H. L. Woodcock, P. M. Zimmerman, D. Zuev, B. Albrecht, E. Alguire, B. Austin, G. J. O. Beran, Y. A. Bernard, E. Berquist, K. Brandhorst, K. B. Bravaya, S. T. Brown, D. Casanova, C. M. Chang, Y. Q. Chen, S. H. Chien, K. D. Closser, D. L. Crittenden, M. Diedenhofen, R. A. DiStasio, H. Do, A. D. Dutoi, R. G. Edgar, S. Fatehi, L. Fusti-Molnar, A. Ghysels, A. Golubeva-Zadorozhnaya, J. Gomes, M. W. D. Hanson-Heine, P. H. P. Harbach, A. W. Hauser, E. G. Hohenstein, Z. C. Holden, T. C. Jagau, H. J. Ji, B. Kaduk, K. Khistyayev, J. Kim, J. Kim, R. A. King, P. Klunzinger, D. Kosenkov, T. Kowalczyk, C. M. Krauter, K. U. Lao, A. D. Laurent, K. V. Lawler, S. V. Levchenko, C. Y. Lin, F. Liu, E. Livshits, R. C. Lochan, A. Luenser, P. Manohar, S. F. Manzer, S. P. Mao, N. Mardirossian, A. V. Marenich, S. A. Maurer, N. J. Mayhall, E. Neuscamman, C. M. Oana, R. Olivares-Amaya, D. P. O'Neill, J. A. Parkhill, T. M. Perrine, R. Peverati, A. Prociuk, D. R. Rehn, E. Rosta, N. J. Russ, S. M. Sharada, S. Sharma, D. W. Small, A. Sodt, T. Stein, D. Stuck, Y. C. Su, A. J. W. Thom, T. Tsuchimochi, V. Vanovschi, L. Vogt, O. Vydrov, T. Wang, M. A. Watson, J. Wenzel, A. White, C. F.

## ARTICLE

Journal Name

- Williams, J. Yang, S. Yeganeh, S. R. Yost, Z. Q. You, I. Y. Zhang, X. Zhang, Y. Zhao, B. R. Brooks, G. K. L. Chan, D. M. Chipman, C. J. Cramer, W. A. Goddard, M. S. Gordon, W. J. Hehre, A. Klamt, H. F. Schaefer, M. W. Schmidt, C. D. Sherrill, D. G. Truhlar, A. Warshel, X. Xu, A. Aspuru-Guzik, R. Baer, A. T. Bell, N. A. Besley, J. D. Chai, A. Dreuw, B. D. Dunietz, T. R. Furlani, S. R. Gwaltney, C. P. Hsu, Y. S. Jung, J. Kong, D. S. Lambrecht, W. Z. Liang, C. Ochsenfeld, V. A. Rassolov, L. V. Slipchenko, J. E. Subotnik, T. Van Voorhis, J. M. Herbert, A. I. Krylov, P. M. W. Gill and M. Head-Gordon, *Mol. Phys.*, 2015, **113**, 184-215.
42. W. Yang, Y. M. Cui, J. F. Zou, C. Y. Wang, W. S. Huang, J. Zhang and L. W. Xu, *Synth. Commun.*, 2014, **44**, 3173-3182.
43. P. Kisszekelyi, A. Alammari, J. Kupai, P. Huszthy, J. Barabas, T. Holtzl, L. Szente, C. Bawn, R. Adams, G. Szekely, *J. Catal.*, 2019, **371**, 255-261.
44. C. J. Cramer and D. G. Truhlar, *Acc. Chem. Res.*, 2008, **41**, 760-768.
45. The PyMOL Molecular Graphics System, V. S., LLC.
46. C. Cassani, R. Martin-Rapun, E. Arceo, F. Bravo and P. Melchiorre, *Nat. Protoc.*, 2013, **8**, 325-344.
47. B. Vakulya, S. Varga, A. Csampai and T. Soos, *Org. Lett.*, 2005, **7**, 1967-1969.
48. Y. J. Gao, Q. Ren, S. M. Ang and J. Wang, *Org. Biomol. Chem.*, 2011, **9**, 3691-3697.
49. K. Takasu, N. Shindoh, H. Tokuyama and M. Ihara, *Tetrahedron*, 2006, **62**, 11900-11907.

View Article Online  
DOI: 10.1039/C8NJ06451B

## Graphical Abstract

### New enantiopure binaphthyl-cinchona thiosquaramides: synthesis and application for enantioselective organocatalysis

Sándor Nagy, Gyula Dargó, Péter Kisszékelyi, Zsuzsanna Fehér, András Simon, Júlia Barabás, Tibor Höltzl, Béla Mátravölgyi, Levente Kárpáti, László Drahos, Péter Huszthy, and József Kupai

Binaphthyl-cinchona squaramide and thiosquaramide were applied as organocatalysts in three types of asymmetric reactions with excellent yields and enantioselectivities.

