

Rhodium-Catalyzed Asymmetric Hydroarylation of 3-Pyrrolines Giving 3-Arylpyrrolidines: Protonation as a Key Step

Chau Ming So,[†] Satoshi Kume,[‡] and Tamio Hayashi^{*,†,‡,§}

[†]Institute of Materials Research and Engineering, A*STAR, 3 Research Link, Singapore 117602, Singapore

[‡]Department of Chemistry, Graduate School of Science, Kyoto University, Sakyo, Kyoto 606-8502, Japan

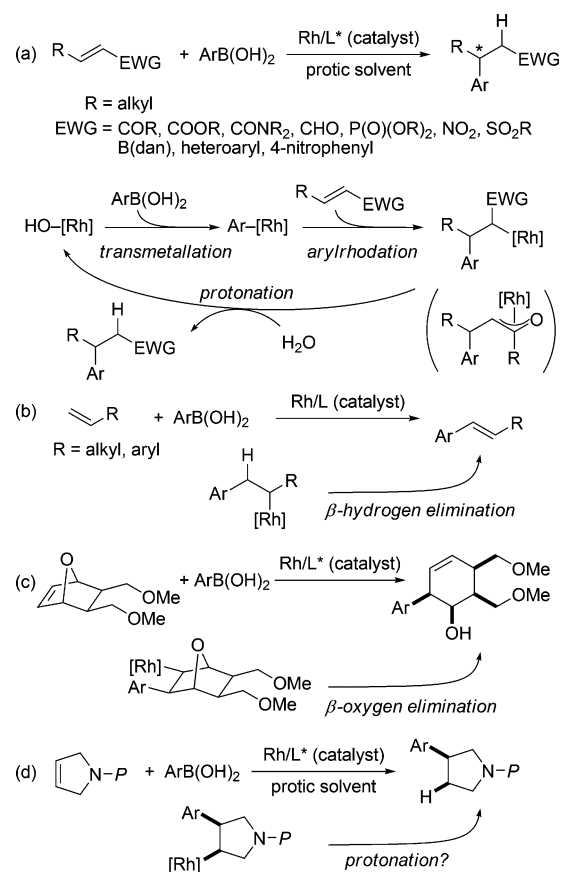
[§]Department of Chemistry, National University of Singapore, 3 Science Drive 3, Singapore 117543, Singapore

Supporting Information

ABSTRACT: A hydroxorhodium complex coordinated with (*R*)-sephos was found to catalyze the hydroarylation of 3-pyrrolines with arylboroxines under neutral conditions to give 3-arylpyrrolidines with high enantioselectivity in high yields.

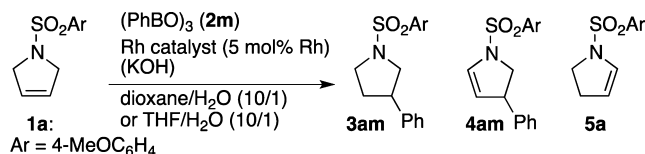
The Rh-catalyzed asymmetric arylation of alkenes with arylboronic acids has offered one of the most convenient and reliable methods of creating benzylic stereocenters with high enantioselectivity.¹ The reaction has been performed in protic solvents, typically water or alcohols, to give hydroarylation products. The alkenes successfully used for the hydroarylation have been so far limited mainly to those activated by electron-withdrawing substituents represented by carbonyl groups^{2–8} (Scheme 1a). In the hydroarylation of electron-deficient alkenes, the catalytic cycle consists of (1) transmetalation of aryl group from B to Rh to generate an arylrhodium species, (2) insertion of the alkene into the aryl–Rh bond to form an alkylrhodium species, and (3) protonation of the rhodium enolate-type alkylrhodium intermediate in the reaction of carbonyl compounds, to release the hydroarylation product.⁹ Kinetic studies on the reaction of an α,β -unsaturated ketone demonstrated that the protonation step is a fast step,¹⁰ and hence, the protonation step does not compete against unfavorable reactions such as β -hydrogen elimination in the Rh-catalyzed asymmetric reactions. On the other hand, the asymmetric hydroarylation of alkenes has not been successfully applied to those which lack the electron-withdrawing groups, where the alkylrhodium intermediates are reluctant to undergo the protonation to result in β -hydrogen elimination to lead to olefinic products (Scheme 1b).^{11,12} In the reactions of oxa- or azabicyclo[2.2.1]heptenes reported by Murakami¹³ and Lautens,¹⁴ alkylrhodium intermediates, generated by arylrhodation, do not have syn β -hydrogens for β -hydrogen elimination, and they undergo β -oxygen or β -nitrogen elimination to form ring-opened olefinic products (Scheme 1c).^{15,16} In this context, we have been interested in the asymmetric hydroarylation of 3-pyrrolines, which is challenging because of the high possibility of side reactions such as β -hydrogen and β -nitrogen eliminations (Scheme 1d). Another reason for studying the addition to 3-pyrrolines is that the enantiomerically enriched hydroarylation products, 3-arylpyrrolidines, are known to constitute an important subgroup of compounds with pharmacologic activities.^{17,18}

Scheme 1. Rh-Catalyzed Asymmetric Alkene Hydroarylation



The reaction of *N*-(4-methoxybenzenesulfonyl)-3-pyrroline (**1a**) with (PhBO)₃ (**2m**) was carried out in the presence of [RhCl(cod)]₂ (5 mol % Rh, cod = 1,5-cyclooctadiene) and KOH (2.0 equiv to **1a**) in 1,4-dioxane/H₂O (10/1), which is one of the best conditions in terms of catalytic activity for the Rh-catalyzed conjugate addition of arylboronic acids to electron deficient alkenes.¹⁹ The reaction at 60 °C for 16 h gave only 15% yield of the desired hydrophenylation product **3am**, major product being arylated olefin **4am** in 30% yield together with 15% of isomerized olefin **5a** (entry 1 in Table 1). Thus, the β -hydrogen elimination

Received: June 19, 2013

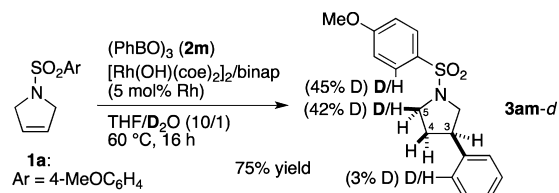
Table 1. Rh-Catalyzed Hydrophenylation of 1a with 2m^a

entry	ligand	additive (equiv)	solvent	T (°C)	yield (%) ^b		
					3am ^c	4am	5a
1	cod ^d	KOH (2.0)	dioxane	60	15	30	15
2	binap ^e	KOH (2.0)	dioxane	60	7	0	26
3	binap ^e	KOH (0.1)	dioxane	60	30	0	4
4	binap ^f	—	dioxane	60	79 (84)	0	9
5	cod ^g	—	dioxane	60	5	1	8
6	binap ^f	—	THF	60	81 (84)	0	14
7 ^h	binap ^f	—	THF	40	88 (86)	0	7
8 ^h	segphos ⁱ	—	THF	40	95 (91)	0	4
9 ^h	segphos ⁱ	—	THF	23	93 (94)	0	6
10 ^j	segphos ⁱ	—	THF	10	54 (96)	0	2

^aReaction conditions: 3-pyrroline 1a (0.25 mmol), (PhBO)₃ 2m (0.17 mmol for entries 1–2 and 0.42 mmol for other entries), Rh catalyst (5 mol % of Rh), dioxane/H₂O or THF/H₂O (1.0/0.1 mL) for 16 h. ^bDetermined by ¹H NMR of the reaction mixture. ^cThe enantiomeric excess of 3am (%) is shown in parentheses. ^d[RhCl(cod)]₂. ^e[RhCl(C₂H₄)₂]₂/(R)-binap. ^f[Rh(OH)(coe)₂]₂/(R)-binap. ^g[Rh(OH)(coe)₂]₂. ^hFor 24 h. ⁱ[Rh(OH)(coe)₂]₂/(R)-segphos. ^jFor 36 h.

from an alkylrhodium intermediate is a predominant process over protonation giving 3am under the conditions with a diene ligand (vide infra for the catalytic pathway in detail). On the other hand, the use of binap²⁰ in place of cod as a ligand under otherwise the same conditions gave hydrophenylation product 3am selectively albeit in a low yield (7%) (entry 2). The reaction with a smaller amount (0.1 equiv to 1a) of KOH (entry 3), which was performed in order to accelerate the protonation of an alkylrhodium intermediate by making the reaction media less basic, increased the reaction rate to give 3am in 30% yield. A higher yield (79%) of 3am was obtained in the absence of KOH by use of a hydroxo complex [Rh(OH)((R)-binap)₂]₂⁹ generated from [Rh(OH)(coe)₂]₂²¹ and (R)-binap (entry 4). Attempts to further improve the yield of 3am by addition of acidic proton sources such as carboxylic acids or phenol derivatives failed; almost no hydrophenylation product was observed. It is probably due to the deceleration of the transmetalation step in acidic media.^{3b} Interestingly, the reaction catalyzed by the cod complex was not improved at all by use of hydroxo rhodium complex, [Rh(OH)(cod)]₂ (entry 5), which has been also known to be an active catalyst for the addition to several types of olefins and imines.^{10b} The enantioselectivity in giving (R)-3am was 84% ee with the (R)-binap-hydroxo catalyst at the reaction temperature of 60 °C (entry 4), and the reaction in THF/H₂O gave a slightly higher yield of 3am than in dioxane/H₂O, in which the enantioselectivity was kept the same (entry 6). By lowering the reaction temperature to 23 °C and using segphos²² as a chiral ligand, the % ee of 3am was increased to 94% ee (entries 7–9). The selectivity was further increased to 96% ee at 10 °C, but the reaction was too slow to obtain a high yield of the product in an acceptable reaction time (entry 10).

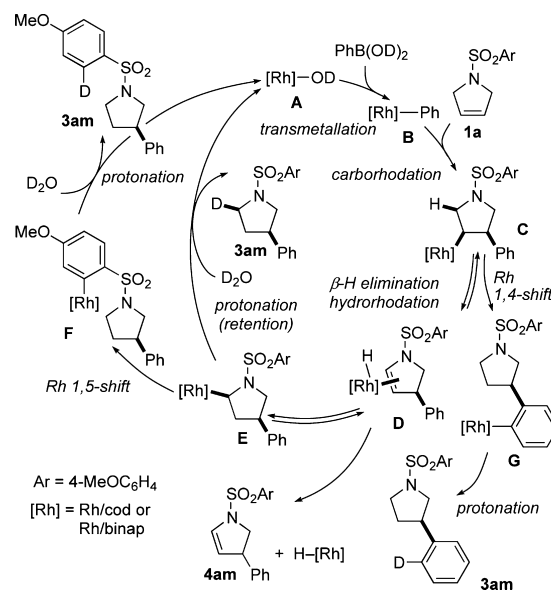
The hydrophenylation of 3-pyrroline 1a in D₂O in place of H₂O (Scheme 2) gave us a significant insight into the catalytic cycle which involves protonation as a key step. The product 3am obtained in 75% yield by the reaction in the presence of hydroxo-

Scheme 2. Rh-Catalyzed Reaction of 1a with 2m in THF/D₂O

binap catalyst in THF/D₂O at 60 °C (corresponding to entry 6 in Table 1) was found to incorporate deuterium mainly (45% D) at the ortho-position of 4-methoxybenzenesulfonyl group. The second highest proportion of deuterium (42% D) was observed at 5-position of the pyrrolidine ring, where the deuterium was all located on the same side as the phenyl group. A minor amount of deuterium (3% D) was also detected at the ortho-position of phenyl group derived from phenylboroxine. It should be noted that the 4-position of 3am is not substituted with deuterium at all.

On the basis of the deuterium incorporation studies, the catalytic cycle producing 3am and 4am is proposed as shown in Scheme 3. Phenylrhodium species B, generated by trans-

Scheme 3. Reaction Pathway for 1a



metalation of PhB(OH)₂ to hydroxorhodium species A, adds to 3-pyrroline 1a to generate alkylrhodium intermediate C, which does not undergo protonation but undergoes β-hydrogen elimination to form hydridorhodium–alkene complex D. Dissociation of the olefin from D would give phenylated alkene 4am, which is a main product in the reaction catalyzed by Rh/cod in the presence of KOH (entry 1 in Table 1). The phenylation product 3am is formed in part (42%) by protonolysis of alkylrhodium intermediate E which is generated by hydro-rhodation on D with the regiochemistry opposite to that returning to C. A major pathway (45%) to 3am is by way of arylrhodium intermediate F which is generated by 1,5-shift of Rh²³ from 5-position of the pyrrolidine ring to ortho-position of the arenesulfonyl group. The 1,4-Rh shift^{14c,24} from C to ortho-phenyl intermediate G is not a main route (3%) leading to 3am. Before the 1,4-shift, the alkylrhodium intermediate C immediately undergoes the β-hydrogen elimination to isomerize into E which may be stabilized by the vicinal sulfonamide group. It is

remarkable that the protonation of alkylrhodium complex **E** was demonstrated to take place with retention of configuration at the sp^3 carbon under the present conditions.²⁵ The difference between Rh/cod and Rh/binap catalyst systems is that the olefinic product **4am** is readily released from intermediate **D** in the Rh/cod system while **D** is stable against its dissociation in the Rh/binap system. As a result, the Rh intermediates are isomerized into **E** and finally into aryl–rhodium species **F** in part. They undergo the protonolysis under less basic conditions to give a high yield of **3am**.

The reaction in D_2O shown in Scheme 2 was significantly slower than the reaction in H_2O . Thus, the relative reaction rate k_{H_2O}/k_{D_2O} obtained by the reactions in two separate reaction vessels was not smaller than 1.8.²⁶ A competition reaction carried out in the presence of a 1:1 mixture of D_2O and H_2O gave the product **3am** where the deuterium incorporation is 11% at both 5 position of pyrrolidine and the ortho-position of the sulfonyl group, indicating that the relative reactivity at the protonolysis is $k_H/k_D = 3$. These deuterium kinetic isotope effects may well demonstrate that the protonolysis step is a turnover-limiting step.²⁷

Under the optimized conditions found for the reaction of 3-pyrroline **1a** with phenylboroxine **2m** (entry 9 in Table 1), the $[Rh(OH)(coe)_2]_2/(R)$ -segphos catalyst system was examined for its scope in the asymmetric hydroarylation producing several 3-arylpiperidines **3**. The results are summarized in Table 2. Pyrrolines protected with sulfonamides substituted with *p*-tolyl (**1b**), phenyl (**1c**), and 2-naphthyl (**1d**) groups gave the corresponding hydrophenylation products with similar chemical yield and enantioselectivity (entries 2–4) to the *p*-methoxyphenyl-substituted one **1a** (entry 1). Because of the easier deprotection²⁸ of 4-methoxybenzenesulfonyl group from nitrogen, the pyrrolidine **1a** was used for the introduction of different aryl groups (entries 5–18). In general, electronic effects of arylboroxines are minimal in the present asymmetric hydroarylation. Electron neutral (**2n–2q** and **2y**), electron rich (**2r**, **2s**, and **2z**), and electron poor (**2t–2x**) aryl groups were successfully introduced onto the pyrrolidine ring in high yields. The enantioselectivity was kept high for all the substituted phenyl groups.

The absolute configuration of hydrophenylation product **3bm** was determined to be *R* by comparison of its specific rotation with that reported.^{17f} In accordance with the highly skewed structure known for segphos and binap complexes,^{2b,20,22} (*R*)-segphos-Rh complex should have an open space at the lower part of the olefin coordination site while the upper part is blocked by one of the phenyl rings of segphos (Scheme 4). The arylrhodation of the 3-pyrroline **1** at its coordination shown in **H**, where the steric repulsions are minimized, gives the product **3** of *R*-configuration by way of the alkylrhodium intermediate **I**.

The 4-methoxybenzenesulfonyl group in **3am**, **3at**, and **3as** was readily removed without loss of their enantiomeric purities by treatment with 48% hydrobromic acid and phenol²⁸ (eq 1).

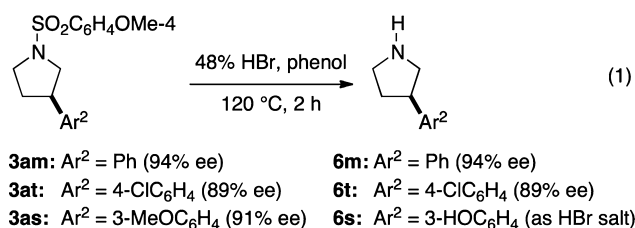


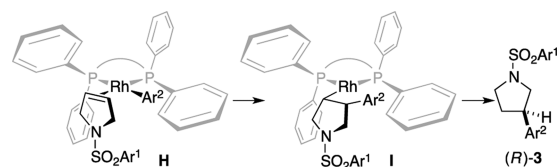
Table 2. Rh-Catalyzed Asymmetric Hydroarylation of 3-Pyrrolines **1** with Arylboroxines **2**^a

1a: $Ar^1 = 4-MeOC_6H_4$ **2m:** $Ar^2 = Ph$ **2t:** $Ar^2 = 4-ClC_6H_4$
1b: $Ar^1 = 4-MeC_6H_4$ **2n:** $Ar^2 = 4-MeC_6H_4$ **2u:** $Ar^2 = 4-MeOCOC_6H_4$
1c: $Ar^1 = Ph$ **2o:** $Ar^2 = 3-MeC_6H_4$ **2v:** $Ar^2 = 4-EtOCOC_6H_4$
1d: $Ar^1 = 2-naphthyl$ **2p:** $Ar^2 = 4-PhC_6H_4$ **2w:** $Ar^2 = 3-MeOCOC_6H_4$
2q: $Ar^2 = 3-PhC_6H_4$ **2r:** $Ar^2 = 4-PhOC_6H_4$ **2x:** $Ar^2 = 3-MeCOC_6H_4$
2s: $Ar^2 = 3-MeOC_6H_4$ **2y:** $Ar^2 = 2-naphthyl$
2z: $Ar^2 =$ (2-naphthyl-4-methoxy)

entry	1	2	product 3	yield (%) ^b	ee (%) ^c
1	1a	2m	3am	91	94
2	1b	2m	3bm	91	93
3	1c	2m	3cm	90	93
4	1d	2m	3dm	87	93
5	1a	2n	3an	92	93
6	1a	2o	3ao	97	95
7	1a	2p	3ap	96	93
8	1a	2q	3aq	95	93
9 ^d	1a	2r	3ar	87	94
10	1a	2s	3as	95	91
11 ^e	1a	2t	3at	80	89
12	1a	2u	3au	97	92
13	1a	2v	3av	96	92
14	1a	2w	3aw	82	92
15	1a	2x	3ax	82	85
16	1a	2y	3ay	92	94
17	1a	2z	3az	99	95
18 ^d	1a	2z	3az	95	96

^aReaction conditions: 3-pyrroline **1** (0.20 mmol), (Ar^2BO)₃ **2** (0.42 mmol), $[Rh(OH)(coe)_2]_2$ (5.0 mol % of Rh), (*R*)-segphos (5.5 mol %), THF/ H_2O (1.0/0.1 mL) at 23 °C for 24 h. ^bIsolated yield. ^cDetermined by HPLC on a chiral stationary phase. ^dAt 15 °C. ^eWith 10 mol % of the Rh catalyst at 40 °C.

Scheme 4. Stereochemical Path To Form (*R*)-Pyrrolidine **3**



The cleavage of methyl ether giving 3-(3-hydroxyphenyl)-pyrrolidine (**6s**) took place for **3as** under the reaction conditions. The deprotected 3-arylpiperidines, **6m**, **6t**, and **6s**, are all known¹⁷ to be important compounds in pharmaceutical sciences. Thus, the asymmetric hydroarylation of the 3-pyrrolines provides an easy and efficient method of synthesizing a series of compounds with potentially high biological activity.²⁹

■ ASSOCIATED CONTENT

Supporting Information

Procedures and characterization data. This material is available free of charge via the Internet at <http://pubs.acs.org>.

■ AUTHOR INFORMATION

Corresponding Author

tamioh@imre.a-star.edu.sg, chmtamh@nus.edu.sg

Notes

The authors declare no competing financial interest.

■ ACKNOWLEDGMENTS

Financial support from Institute of Materials Research and Engineering is gratefully acknowledged.

■ REFERENCES

- (1) For pertinent reviews, see: (a) Tian, P.; Dong, H.-Q.; Lin, G.-Q. *ACS Catal.* **2012**, *2*, 95. (b) Partyka, D. V. *Chem. Rev.* **2011**, *111*, 1529. (c) Berthon, G.; Hayashi, T. In *Catalytic Asymmetric Conjugate Reactions*; Córdova, A., Ed.; Wiley-VCH: Weinheim, Germany, 2010; Chapter 1, p 1. (d) Edwards, H. J.; Hargrave, J. D.; Penrose, S. D.; Frost, C. G. *Chem. Soc. Rev.* **2010**, *39*, 2093. (e) Johnson, J. B.; Rovis, T. *Angew. Chem., Int. Ed.* **2008**, *47*, 840. (f) Darses, S.; Genet, J.-P. *Eur. J. Org. Chem.* **2003**, 4313. (g) Hayashi, T.; Yamasaki, K. *Chem. Rev.* **2003**, *103*, 2829. (h) Fagnou, K.; Lautens, M. *Chem. Rev.* **2003**, *103*, 169. (i) Bolm, C.; Hildebrand, J. P.; Muñoz, K.; Hermanns, N. *Angew. Chem., Int. Ed.* **2001**, *40*, 3284.
- (2) Addition to α,β -unsaturated ketones: (a) Sakai, M.; Hayashi, H.; Miyaura, N. *Organometallics* **1997**, *16*, 4229. (b) Takaya, Y.; Ogasawara, M.; Hayashi, T.; Sakai, M.; Miyaura, N. *J. Am. Chem. Soc.* **1998**, *120*, 5579.
- (3) α,β -Unsaturated esters, amides, and aldehydes: (a) Takaya, Y.; Senda, T.; Kurushima, H.; Ogasawara, M.; Hayashi, T. *Tetrahedron: Asymmetry* **1999**, *10*, 4047. (b) Sakuma, S.; Sakai, M.; Itooka, R.; Miyaura, N. *J. Org. Chem.* **2000**, *65*, 5951. (c) Senda, T.; Ogasawara, M.; Hayashi, T. *J. Org. Chem.* **2001**, *66*, 6852. (d) Sakuma, S.; Miyaura, N. *J. Org. Chem.* **2001**, *66*, 8944. (e) Paquin, J.-F.; Defieber, C.; Stephenson, C. R. J.; Carreira, E. M. *J. Am. Chem. Soc.* **2005**, *127*, 10850.
- (4) Alkenylphosphonates: Hayashi, T.; Senda, T.; Takaya, Y.; Ogasawara, M. *J. Am. Chem. Soc.* **1999**, *121*, 11591.
- (5) Nitroalkenes: Hayashi, T.; Senda, T.; Ogasawara, M. *J. Am. Chem. Soc.* **2000**, *122*, 10716.
- (6) Alkenylsulfones: (a) Mauleón, P.; Carretero, J. C. *Org. Lett.* **2004**, *6*, 3195. (b) Nishimura, T.; Takiguchi, Y.; Hayashi, T. *J. Am. Chem. Soc.* **2012**, *134*, 9086.
- (7) Borylalkenes: Sasaki, K.; Hayashi, T. *Angew. Chem., Int. Ed.* **2010**, *49*, 8145.
- (8) Alkenylheteroarenes and alkenylarenes: (a) Pattison, G.; Piraux, G.; Lam, H. W. *J. Am. Chem. Soc.* **2010**, *132*, 14373. (b) Saxena, A.; Lam, H. W. *Chem. Sci.* **2011**, *2*, 2326.
- (9) Hayashi, T.; Takahashi, M.; Takaya, Y.; Ogasawara, M. *J. Am. Chem. Soc.* **2002**, *124*, 5052.
- (10) (a) Kina, A.; Iwamura, H.; Hayashi, T. *J. Am. Chem. Soc.* **2006**, *128*, 3904. (b) Kina, A.; Yasuhara, Y.; Nishimura, T.; Iwamura, H.; Hayashi, T. *Chem.-Asian J.* **2006**, *1*, 707.
- (11) For an example of the reaction which gives the β -hydrogen elimination products, see: (a) Lautens, M.; Roy, A.; Fukuoka, K.; Fagnou, K.; Martin-Matute, B. *J. Am. Chem. Soc.* **2001**, *123*, 5358. See also: (b) Mori, A.; Danda, Y.; Fujii, T.; Hirabayashi, K.; Osakada, K. *J. Am. Chem. Soc.* **2001**, *123*, 10774.
- (12) For examples of the reactions where the protonation vs β -hydrogen elimination is a key issue, see refs 6b and 8b.
- (13) Murakami, M.; Igawa, H. *Chem. Commun.* **2002**, 390.
- (14) (a) Lautens, M.; Dockendorff, C.; Fagnou, K.; Malicki, A. *Org. Lett.* **2002**, *4*, 1311. (b) Lautens, M.; Dockendorff, C. *Org. Lett.* **2003**, *5*, 3695. (c) Panteleev, J.; Menard, F.; Lautens, M. *Adv. Synth. Catal.* **2008**, *350*, 2893. (d) Tsui, G. C.; Tsoung, J.; Dougan, P.; Lautens, M. *Org. Lett.* **2012**, *14*, 5542.
- (15) Lautens also reported an asymmetric hydroarylation scheme in the reaction of bicyclo[2.2.1]heptane system: For examples, see ref 14c and Menard, F.; Lautens, M. *Angew. Chem., Int. Ed.* **2008**, *47*, 2085.
- (16) Murakami reported the asymmetric addition to but-2-ene-1,4-diol, which gives an olefinic product resulting from β -hydroxy elimination, see: Miura, T.; Takahashi, Y.; Murakami, M. *Chem. Commun.* **2007**, 595.
- (17) For examples, see: (a) Alonso, B.; Ocejó, M.; Carrillo, L.; Vicario, J. L.; Reyes, E.; Uria, U. *J. Org. Chem.* **2013**, *78*, 614. (b) Ahn, K. H.; Lee, S. J.; Lee, C. H.; Hong, C. Y.; Park, T. K. *Bioorg. Med. Chem. Lett.* **1999**, *9*, 1379. (c) Deshpande, M. N.; Cain, M. H.; Patel, S. R.; Singam, P. R.; Brown, D.; Gupta, A.; Barkalow, J.; Callen, G.; Patel, K.; Koops, R.; Chorghade, M.; Foote, H.; Pariza, R. *Org. Process Res. Dev.* **1998**, *2*, 351. (d) Feldman, P. L.; Brackeen, M. F.; Cowan, D. J.; Marron, B. E.; Schoenen, F. J.; Stafford, J. A.; Suh, E. M.; Domanico, P. L.; Rose, D.; Leesnitzer, M. A.; Brawley, E. S.; Strickland, A. B.; Verghese, M. W.; Connolly, K. M.; Bateman-Fite, R.; Noel, J. S.; Sekut, L.; Stimpson, S. A. *J. Med. Chem.* **1995**, *38*, 1505. (e) Yoshifuji, S.; Kaname, M. *Chem. Pharm. Bull.* **1995**, *43*, 1302. (f) Denmark, S. E.; Marcin, L. R. *J. Org. Chem.* **1995**, *60*, 3221. (g) Hackseell, U.; Arvidsson, L. E.; Svensson, U.; Nilsson, L. G. *J. Med. Chem.* **1981**, *24*, 1475.
- (18) Rh-catalyzed asymmetric hydroarylation of maleimides and fumaric esters has been applied to the asymmetric synthesis of 3-arylpiperidines. For example, see: (a) Shintani, R.; Duan, W.-L.; Nagano, T.; Okada, A.; Hayashi, T. *Angew. Chem., Int. Ed.* **2005**, *44*, 4611. (b) Piras, E.; Lang, F.; Ruegger, H.; Stein, D.; Worle, M.; Grützmaier, H. *Chem.-Eur. J.* **2006**, *12*, 5849. (c) Chung, Y.-C.; Janmanchi, D.; Wu, H.-L. *Org. Lett.* **2012**, *14*, 2766.
- (19) Itooka, R.; Iguchi, Y.; Miyaura, N. *J. Org. Chem.* **2003**, *68*, 6000. See also ref 8b.
- (20) Takaya, H.; Mashima, K.; Koyano, K.; Yagi, M.; Kumabayashi, H.; Taketomi, T.; Akutagawa, S.; Noyori, R. *J. Org. Chem.* **1986**, *51*, 629.
- (21) $[\text{Rh}(\text{OH})(\text{coe})_2]_2$: Werner, H.; Bosch, M.; Schneider, M. E.; Hahn, C.; Kukla, F.; Manger, M.; Windmüller, B.; Weberndörfer, B.; Laubender, M. *J. Chem. Soc., Dalton Trans.* **1998**, 3549.
- (22) Saito, T.; Yokozawa, T.; Ishizaki, T.; Moroi, T.; Sayo, N.; Miura, T.; Kumabayashi, H. *Adv. Synth. Catal.* **2001**, *343*, 264.
- (23) As only one report for the 1,5-shift of Rh, see: (a) Tobisu, M.; Hasegawa, J.; Kita, Y.; Kinuta, H.; Chatani, N. *Chem. Commun.* **2012**, 48, 11437. For 1,5-Pd shift, see: (b) Mota, A. J.; Dedieu, A.; Bour, C.; Suffert, J. *J. Am. Chem. Soc.* **2005**, *127*, 7171. (c) Bour, C.; Suffert, J. *Org. Lett.* **2005**, *7*, 653.
- (24) For a 1,4-Rh shift from an alkylrhodium intermediate to an arylrhodium intermediate, see: (a) Oguma, K.; Miura, M.; Satoh, T.; Nomura, M. *J. Am. Chem. Soc.* **2000**, *122*, 10464. (b) Matsuda, T.; Shigeno, M.; Murakami, M. *J. Am. Chem. Soc.* **2007**, *129*, 12086. (c) Seiser, T.; Roth, O. A.; Cramer, N. *Angew. Chem., Int. Ed.* **2009**, *48*, 6320. (d) Shigeno, M.; Yamamoto, T.; Murakami, M. *Chem.-Eur. J.* **2009**, *15*, 12929. (e) Seiser, T.; Cramer, N. *Chem.-Eur. J.* **2010**, *16*, 3383. (f) Seiser, T.; Cathomen, G.; Cramer, N. *Synlett* **2010**, 1699. (g) Seiser, T.; Cramer, N. *Angew. Chem., Int. Ed.* **2010**, *49*, 10163. See also: (h) Tobisu, M.; Hyodo, I.; Onoe, M.; Chatani, M. *Chem. Commun.* **2008**, 6013 For 1,4-Pd shift, see references cited in ref 23a.
- (25) For example, retention of configuration at protonolysis has been reported in the Ru-catalyzed hydrogenation: Tellers, D. M.; McWilliams, J. C.; Humphrey, G.; Journet, M.; DiMichele, L.; Hinksmon, J.; McKeown, A. E.; Rosner, T.; Sun, Y.; Tillyer, R. D. *J. Am. Chem. Soc.* **2006**, *128*, 17063.
- (26) The relative reaction rate was obtained by multiple sets of the reactions stopped at low conversions (12–50% yield, 5–15 min).
- (27) (a) Scott, V. J.; Labinger, J. A.; Bercaw, J. E. *Organometallics* **2011**, *30*, 4374. For a pertinent review, see: (b) Simmons, E. M.; Hartwig, J. F. *Angew. Chem., Int. Ed.* **2012**, *51*, 3066.
- (28) Snyder, H. R.; Heckert, R. E. *J. Am. Chem. Soc.* **1952**, *74*, 2006.
- (29) Simple internal olefins (2-octene, cyclohexene) did not undergo the hydrophenylation under the conditions of Table 1, entry 6.