

Divergent and Stereocontrolled Synthesis of the Enamide Side Chains of Oximidines I/II/III, Salicylihalamides A/B, Lobatamides A/D, and CJ-12,950

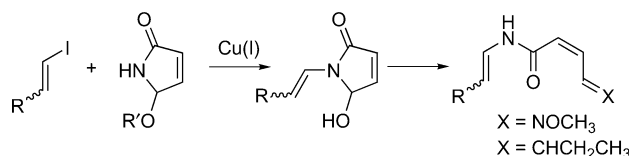
Robert S. Coleman* and Pei-Hua Liu

Department of Chemistry, The Ohio State University, 100 West 18th Avenue,
Columbus, Ohio 43210

coleman@chemistry.ohio-state.edu

Received December 5, 2003

ABSTRACT



A unified strategy for the divergent and stereocontrolled introduction of the (*E*)- and (*Z*)-enamide side-chains of oximidines I, II, and III, salicylihalamides A and B, lobatamides A and D, and CJ-12,950 is detailed. The synthesis relied on the copper-promoted C–N coupling of (*E*)- and (*Z*)-vinyl iodides with a protected maleimide hemiaminal followed by deprotection and reaction of the resulting (*E*)- or (*Z*)-enelactam hemiaminals with *O*-methylhydroxylamine or propylenetriphenylphosphorane.

The family of natural products known as the benzolactone enamides includes a diverse array of structures characterized by a benzo-fused macrolactone bearing an *N*-acylated enamine side-chain (Figure 1).¹ Members of this family include: (1) oximidines I, II, and III, isolated from *Pseudomonas* sp. that arrest the cell cycle in *ras* or *src*-transformed cells;² (2) salicylihalamides A and B, marine natural products isolated from the sponge *Haliclona* sp. that display a unique profile of differential cytotoxicity;³ and, (3) the lobatamides, characterized by lobatamides A and D, isolated from *Aplidium* tunicates,^{4,5} which exhibit activity similar to that

of the salicylihalamides. These agents inhibit mammalian vacuolar ATPases, enzyme systems that are distributed widely in eukaryotic tissues and are involved in the regulation of pH gradients within intracellular compartments and secretory vesicles.⁶ These agents have attracted considerable attention as important targets for total synthesis and as lead compounds for drug development.¹

These antitumor agents share a common enamide side chain of variable stereochemistry at the enamine and α,β -unsaturated amide stereogenic double bonds. There have been a number of reports detailing synthetic routes to specific side chains,⁷ but there is no general method for introduction of the oximidine, salicylihalamide, or lobatamide side-chains using a common synthetic strategy.

In this communication, we report a stereocontrolled method for the divergent synthesis⁸ of model enamide side-

(1) For a review, see: Yet, L. *Chem. Rev.* **2003**, *103*, 4283.

(2) Oximidines I and II: Kim, J. W.; Shin-ya, K.; Furihata, K.; Hayakawa, Y.; Seto, H. *J. Org. Chem.* **1999**, *64*, 153. Oximidine III: Hayakawa, Y.; Tomikawa, T.; Shin-ya, K.; Arao, N.; Nagai, K.; Suzuki, K.-i.; Furihata, K. *J. Antibiot.* **2003**, *56*, 905. For an approach to the triene lactone system of oximidine II, see: Coleman, R. S.; Garg, R. *Org. Lett.* **2001**, *3*, 3487. For the first total synthesis of oximidine II, see: Wang, X.; Porco, J. A., Jr. *J. Am. Chem. Soc.* **2003**, *125*, 6040.

(3) Erickson, K. L.; Beutler, J. A.; Cardellina, J. H., II; Boyd, M. R. *J. Org. Chem.* **1997**, *62*, 8188.

(4) McKee, T. C.; Galinis, D. L.; Pannell, L. K.; Cardellina, J. H., II; Laakso, J.; Ireland, C. M.; Murray, L.; Capon, R. J.; Boyd, M. R. *J. Org. Chem.* **1998**, *63*, 7805. Galinis, D. L.; McKee, T. C.; Pannell, L. K.; Cardellina, J. H., III; Boyd, M. R. *J. Org. Chem.* **1997**, *62*, 8968.

(5) For a recent report on the total synthesis of lobatamide C and simplified analogues, see: Shen, R.; Lin, C. T.; Bowman, E. J.; Bowman, B. J.; Porco, J. A., Jr. *J. Am. Chem. Soc.* **2003**, *125*, 7889.

(6) Boyd, M. R.; Farina, C.; Belfiore, P.; Gagliardi, S.; Kim, J. W.; Hayakawa, Y.; Beutler, J. A.; McKee, T. C.; Bowman, B. J.; Bowman, E. J. *J. Exp. Pharm. Exp. Therapeut.* **2001**, *297*, 114.

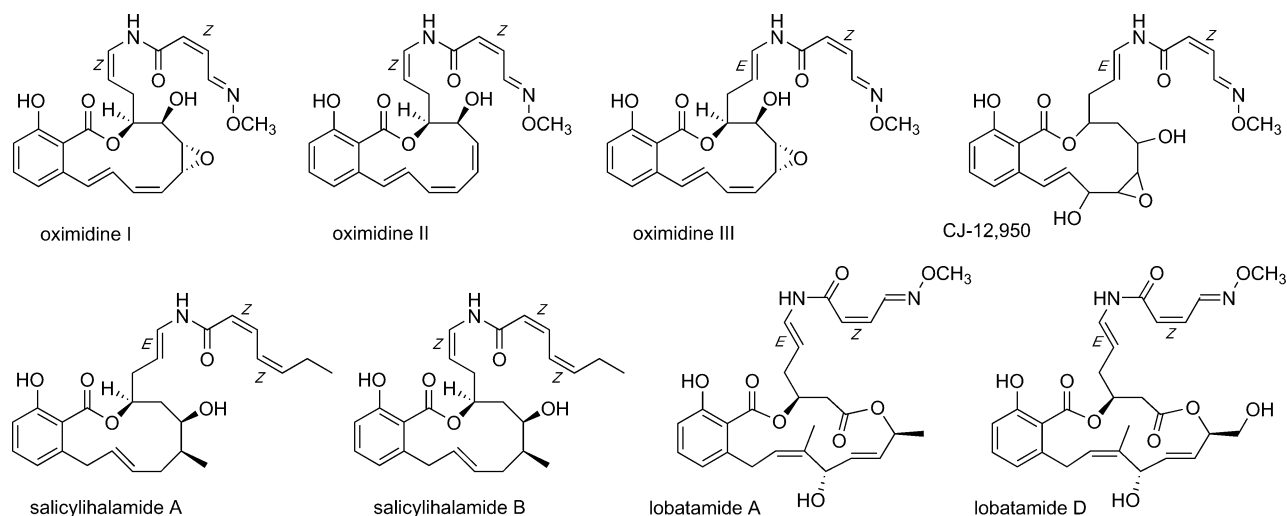


Figure 1. Structures of the benzolactone enamide antitumor agents.

chains (*E*)-**5**, characteristic of oximidine III, the lobatamides and CJ-12,950, (*Z*)-**5**, characteristic of oximidine I and II, (*E*)-**6**, present in salicylhalamide A, and (*Z*)-**6**, present in salicylhalamide B, all starting from isovaleraldehyde via the readily prepared vinyl iodides (*E*)-**2** and (*Z*)-**2** (Scheme 1). Our strategy uses cyclic hemiaminal **3**, presumably in equilibrium with acyclic aldehyde **4**: oxime formation provides **5**, whereas Wittig olefination provides **6**. The key intermediate **3** is synthesized by a stereospecific copper-promoted C–N bond formation^{7e,9} between suitably protected precursor **1** and vinyl iodides (*E*)-**2** and (*Z*)-**2**. A central feature of this strategy is the recognition that the common *cis* stereochemistry found in the α,β -unsaturated amide alkene of side-chains of **5** and **6** could be introduced with total stereocontrol from within the cyclic framework of maleimide. Vinyl iodides (*E*)-**2** and (*Z*)-**2** can be prepared in a stereodivergent fashion from isovaleraldehyde by Takai¹⁰ or Stork–Zhao¹¹ olefination, respectively.

(7) (a) Vinyl cuprate addition to an isocyanate: Snider, B. B.; Song, F. *Org. Lett.* **2000**, 2, 407. (b) Vinylolithium addition to an isocyanate: Wu, Y.; Liao, X.; Wang, R.; Xie, X.-S.; De Brabander, J. K. *J. Am. Chem. Soc.* **2002**, 124, 3245. (c) Nonstereoccontrolled elimination of bis-acylated aminal: Labrecque, D.; Charron, S.; Rej, R.; Blais, C.; Lamothe, S. *Tetrahedron Lett.* **2001**, 42, 2645. (d) Acylation of a Teoc-protected enamine: Smith, A. B., III; Zheng, J. *Tetrahedron* **2002**, 58, 6455. (e) From an acyl azide via a Curtius rearrangement and subsequent addition of a vinylolithium reagent: Kuramochi, K.; Watanabe, H.; Kitahara, T. *Synlett* **2000**, 397. (f) Copper-promoted coupling of a vinyl iodide with a primary amide: Shen, R.; Porco, J. A., Jr. *Org. Lett.* **2000**, 2, 1333.

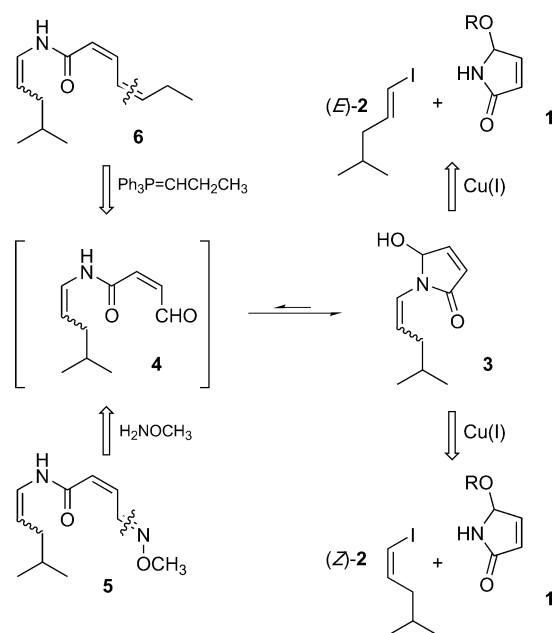
(8) For the origin of the concept of a divergent synthesis, i.e., the use of a common intermediate to prepare diverse members of a class of synthetic targets or family of natural products, see: Boger, D. L.; Mullican, M. L. *J. Org. Chem.* **1984**, 49, 4045.

(9) (a) Klapars, A.; Antilla, J. C.; Huang, X.; Buchwald, S. L. *J. Am. Chem. Soc.* **2001**, 123, 7727. (b) Klapars, A.; Huang, X.; Buchwald, S. L. *J. Am. Chem. Soc.* **2002**, 124, 7421. (c) Mallesham, B.; Rajesh, B. M.; Reddy, P. R.; Srinivas, D.; Trehan, S. *Org. Lett.* **2003**, 5, 963. (d) Fürstner, A.; Dierkes, T.; Thiel, O. R.; Blanda, G. *Chem. Eur. J.* **2001**, 7, 5286. (e) Kwong, F. Y.; Buchwald, S. L. *Org. Lett.* **2003**, 5, 793. (f) Wolter, M.; Klapars, A.; Buchwald, S. L. *Org. Lett.* **2001**, 3, 3803.

(10) Takai, K.; Nitta, K.; Utimoto, K. *J. Am. Chem. Soc.* **1986**, 108, 7408.

(11) Stork, G.; Zhao, K. *Tetrahedron Lett.* **1989**, 30, 2173.

Scheme 1

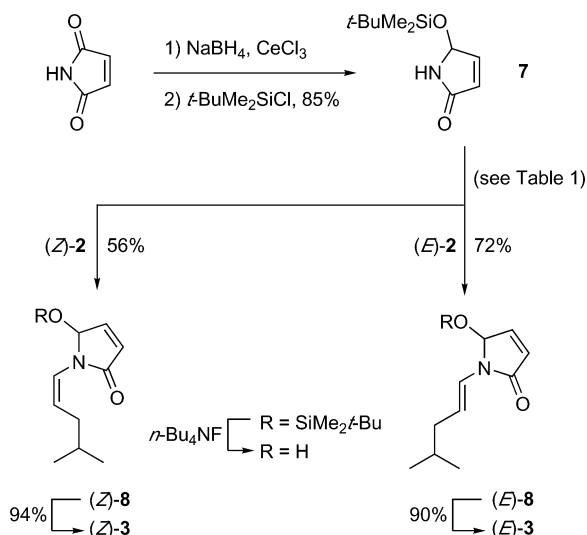


Reduction of maleimide¹² with NaBH₄ in the presence of CeCl₃ (MeOH, 0 °C, 1 h, 40% unoptimized) and protection of the resulting hemiaminal (*t*-BuMe₂SiCl imidazole, DMF, 25 °C, 12 h, 85%) afforded the central fragment **7** (Scheme 2). Copper-promoted coupling of **7** with vinyl iodides (*Z*)-**2**¹³ or (*E*)-**2**^{13a} effected C–N bond formation to provide (*Z*)-**8** (56%) and (*E*)-**8** (72%), respectively, in good yields that were comparable with those reported by other workers^{7c} (Table 1). Cleavage of the silyl ether of (*Z*)-**8** and (*E*)-**8** occurred

(12) Mase, N.; Nishi, T.; Hiyoshi, M.; Ichihara, K.; Bessho, J.; Yoda, H.; Takabe, K. *J. Chem. Soc., Perkin Trans. 1* **2002**, 707.

(13) (a) Stamos, D. P.; Tayler, A. G.; Kishi, Y. *Tetrahedron Lett.* **1996**, 37, 8647. (b) Imogai, H.; Petit, Y.; Larchevêque, M. *Synlett* **1997**, 615.

Scheme 2

Table 1. Copper-Promoted C–N Bond Formation^a

metal	ligand/base	solvent/temp/time	%
Pd ₂ (dba) ₃	dppf/Cs ₂ CO ₃	dioxane/100 °C/10 h	
Pd ₂ (dba) ₃	xantphos/Cs ₂ CO ₃	dioxane/100 °C/10 h	
Pd ₂ (dba) ₃	xantphos/NaOt-Bu	toluene/100 °C/10 h	
Pd(PPh ₃) ₄	BINAP/Cs ₂ CO ₃	dioxane/100 °C/10 h	
Pd(PPh ₃) ₄	dppf, NaOt-Bu	toluene/100 °C/10 h	
Pd(OAc) ₂	dppf/Cs ₂ CO ₃	dioxane/100 °C/10 h	
CuTC	Ph ₃ P or 1,10-phen	dioxane/90 °C/24 h	56
CuTC	diamine/K ₃ PO ₄	dioxane/90 °C/24 h	42
CuTC	DMED/K ₃ PO ₄	dioxane/90 °C/24 h	46
CuI	diamine/K ₃ PO ₄	dioxane/90 °C/24 h	42
CuTC	diamine/K ₃ PO ₄	THF/70 °C/24 h	21
CuTC	diamine/K ₃ PO ₄	toluene/90 °C/24 h	42
CuTC	diamine/K ₃ PO ₄	NMP, DMF, or DMA	33
CuTC	diamine/Rb ₂ CO ₃	dioxane/90 °C/24 h	<5
CuTC	diamine/K ₂ CO ₃	dioxane/90 °C/24 h	
CuTC + Pd ₂ (dba) ₃	diamine/K ₃ PO ₄	dioxane/90 °C/24 h	

^a CuTC = copper(I) thiophenecarboxylate;¹⁶ diamine = *trans*-*N,N'*-dimethyl-1,2-cyclohexanediamine; DMED = *N,N'*-dimethylethylenediamine; dppf = diphenylphosphinoferrocene; xantphos = 4,5-bis(diphenylphosphino)-9,9-dimethylxanthene; dba = dibenzylidene acetone.

smoothly using *n*-Bu₄NF (THF, –20 °C, 10 min) to afford hemiaminals (Z)-3 and (E)-3, respectively.

N-Arylation or N-vinylation of amides and lactams is often difficult, and there are surprisingly few reports of this reaction.^{9b,c,f,14} There is a single report of the N-vinylation of the potassium salt of a lactam.¹⁵ We found that the combination of Liebeskind's copper(I) thiophenecarboxylate (CuTC),¹⁶ *trans*-*N,N'*-dimethyl-1,2-cyclohexanediamine,¹⁷ K₃PO₄ as the

base, and 1,4-dioxane as the solvent proved to be effective for the coupling of lactam 7 and *cis*-vinyl iodide (Z)-2 (Table 1). An excess of amide 7 was necessary to effect complete consumption of the vinyl iodide, which is a favorably disposed ratio based on our intended use as the end game of a total synthesis. The (*Z*)- or (*E*)-configuration of the double bond of vinyl iodide was fully retained.

Screening of reaction conditions revealed copper(I), in the form of CuTC or recrystallized CuI,¹⁸ to be the most effective metal catalysts, where improved yields were obtained by using CuTC. 1,2-Diamine ligands are excellent for promoting C–N bond formation in this system, but no coupling products were formed when triphenylphosphine or 1,10-phenanthroline was used as a ligand. Little difference was seen between K₃PO₄, Cs₂CO₃, or Rb₂CO₃ as bases, but K₂CO₃ was less effective and the reaction required a longer time to proceed to completion. Polar solvents such as DMF, DMA, NMP, or 1,2-cyclohexanediamine gave no desired coupling product; toluene was moderately effective, and 1,4-dioxane and THF proved to be the most generally useful solvents for the coupling.¹⁹

With optimized reaction conditions, the *trans*-vinyl iodide (*E*)-2 provided higher yields in the C–N bond formation (72%) compared to the *cis*-vinyl iodide (Z)-2 (56%). Palladium was completely unsuccessful as a catalyst for this C–N bond formation, and a variety of Pd catalysts and ligands were employed, including palladium sources such as Pd₂(dba)₃, Pd(PPh₃)₄, and Pd(OAc)₂ and ligands such as dppf, BINAP, and xantphos, uniformly without success.^{14,20}

Treatment of the hemiaminals (Z)-3 and (E)-3 with *O*-methylhydroxylamine hydrochloride led to the formation of the corresponding ring-opened *O*-methyloxime ether (Z)-5 (78%), characteristic of oximidine I and II, (E)-5 (71%), characteristic of oximidine III, lobatamides A and D, and CJ-12,950 (Scheme 3).

A hemiaminal is less reactive than the typically used hemiacetal or aldehyde, and to the best of our knowledge, this is the first report of the ring-opening reaction of a hemiaminal to form the corresponding oxime. The reaction of hemiaminal (E)-3 bearing the *trans*-alkenyl group with *O*-methylhydroxylamine hydrochloride is sluggish compared to the corresponding hemiaminal (Z)-3 bearing the *cis*-alkenyl

(14) (a) Yin, J.; Buchwald, S. L. *J. Am. Chem. Soc.* **2002**, *124*, 6043. (b) Yin, J.; Buchwald, S. L. *Org. Lett.* **2000**, *2*, 1101. (c) Browning, R. G.; Mahmud, H.; Badarinarayana, V.; Lovely, C. J. *Tetrahedron Lett.* **2001**, *42*, 7155. (d) Shakespeare, W. C. *Tetrahedron Lett.* **1999**, *40*, 2035.

(15) Ogawa, T.; Kiji, T.; Hayami, K.; Suzuki, H. *Chem. Lett.* **1991**, 1443.

(16) (a) Allred, G. D.; Liebeskind, L. S. *J. Am. Chem. Soc.* **1996**, *118*, 2748. (b) Zhang, S.; Zhang, D.; Liebeskind, L. S. *J. Org. Chem.* **1997**, *62*, 2312.

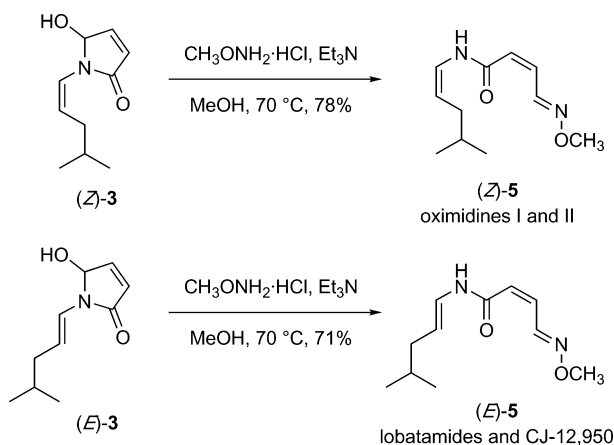
(17) Betschart, C.; Schmidt, B.; Seebach, D. *Helv. Chim. Acta.* **1988**, *71*, 1999.

(18) Dieter, R. K.; Silks, L. A.; Fishpaugh, J. A.; Kastner, M. E. *J. Am. Chem. Soc.* **1985**, *107*, 4679.

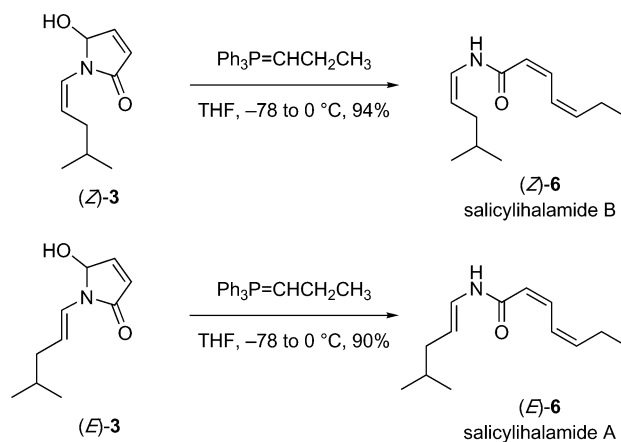
(19) In examples of amide coupling with a *trans*-vinyl iodide reported by Porco^{7f} and Fürstner,^{9d} the reaction was performed without ligands and polar aprotic solvents were used, contrasting our reaction conditions.

(20) (a) Barluenga, J.; Fernández, M. A.; Aznar, F.; Valdés, C. *Chem. Commun.* **2002**, 2362. (b) MacNeil, S. L.; Gray, M.; Briggs, L. E.; Li, J. J.; Snieckus, V. *Synlett* **1998**, 419. (c) Deboves, H. J. C.; Hunter, C.; Jackson, R. F. W. *J. Chem. Soc., Perkin Trans. 1* **2002**, 733. (d) Maes, B.; Jonckers, T.; Lemièrre, G.; Rombouts, G.; Pieters, L.; Haemers, A.; Dommissie, R. *Synlett* **2003**, 615. (e) Wolfe, J. P.; Rennels, R. A.; Buchwald, S. L. *Tetrahedron* **1996**, *52*, 7525.

Scheme 3



Scheme 4



group, and this reaction required an extended reaction time to reach completion. The success of this ring-opening is dependent upon the identity of the base used to neutralize the hydrochloride salt: with amine bases such as Et_3N , the desired oxime ethers (Z)-5 or (E)-5 were obtained in 78 and 71% yields, respectively. In the presence of stronger bases such as KOH, ring opening at the CO–N acyl bond and isomerization of the double bond of the resulting hydroxamate occurred. In the absence of base or in the presence of acetic acid, the reaction is not productive.

Cis-selective Wittig olefination of hemiacetals has been reported and proceeds effectively,²¹ but to the best of our knowledge, there are no reports of the Wittig reaction of cyclic hemiaminals. The Wittig cis olefination of (Z)-3 and (E)-3 (Scheme 4) using propylidenetriphenylphosphorane (generated from propyltriphenylphosphonium bromide by treatment with $\text{KN}(\text{SiMe}_3)_2$ in THF at -20 °C) proceeded uneventfully (THF, -78 to 0 °C, 30 min) and afforded (Z)-6, characteristic of salicylihalamide B, and (E)-6, characteristic of salicylihalamide A, in 94 and 90% yields, respectively.

(21) For representative examples, see: Busato, S.; Scheffold, R. *Helv. Chim. Acta.* **1994**, *77*, 92. Chauhan, K.; Aravind S.; Lee S.-G.; Falck, J. R.; Capdevila, J. H. *Tetrahedron Lett.* **1994**, *35*, 6791. Roush, W. R.; Blizzard, T. A. *J. Org. Chem.* **1983**, *48*, 758.

Starting from isovaleraldehyde, installation of the enamide side-chains of the natural products oximidines I, II, and III, salicylihalamides A and B, lobatamides A and D, and CJ-12,950 was accomplished in an efficient, four-step reaction sequence. The synthetic sequence proceeds with two points of introduction of diversity. Stereodivergent installation of the corresponding *cis*- or *trans*-vinyl iodides by Takai or Stork–Zhao olefinations afforded (Z)-2 and (E)-2, which were carried through a stereospecific copper-promoted C–N bond formation to afford (Z)-8 and (E)-8. The second point of diversity introduction occurred at the stage of the cyclic hemiaminals (Z)-3 and (E)-3 via chemodivergent oxime formation or Wittig olefination. The methodology reported herein, while ingenious in its formulation, proved to be effective when implemented. This work provides a unified synthetic strategy for enamide introduction for the total synthesis of the benzolactone family of antitumor agents.

Acknowledgment. This work was supported by a grant from the National Cancer Institute (R01 CA91904).

Supporting Information Available: Experimental procedures and spectral characterization of intermediates and products. This material is available free of charge via the Internet at <http://pubs.acs.org>.

OL036381D