

Metal-Free Hydrosilylation of Ketenes with Silicon Electrophiles: Access to Fully Substituted Aldehyde-Derived Silyl Enol Ethers

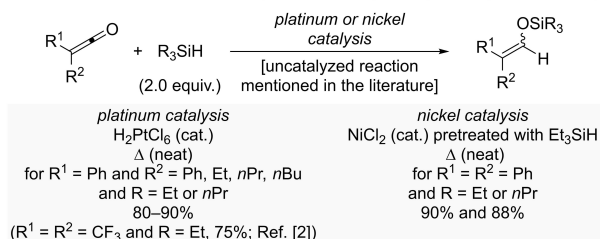
Avijit Roy^[a] and Martin Oestreich^{*[a]}

Dedicated to Professor Dieter Hoppe on the occasion of his 80th birthday

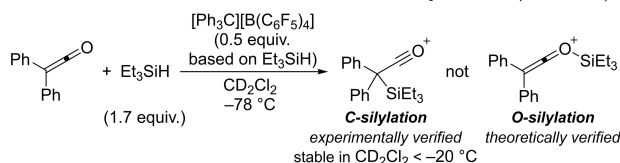
Abstract: Little-explored hydrosilylation of ketenes promoted by main-group catalysts is reported. The boron Lewis acid tris(pentafluorophenyl)borane accelerates the slow uncatalyzed reaction of ketenes and hydrosilanes, thereby providing a convenient access to the new class of β,β -di- and β -monoaryl-substituted aldehyde-derived silyl enol ethers. Yields are moderate to high, and *Z* configuration is preferred. The corresponding silyl bis-enol ethers are also available when using dihydrosilanes. The related trityl-cation-initiated hydrosilylation involving self-regeneration of silylium ions is far less effective.

Little is known about the hydrosilylation of ketenes despite the direct formation of otherwise difficult to prepare aldehyde-derived silyl enol ethers.^[1] These are synthetically valuable building blocks to access α -branched aldehydes. Aside from an earlier report in the Russian literature,^[2] it was Frainnet and Caussé to disclose platinum- and nickel-catalyzed protocols for the hydrosilylation of a small set of ketenes (Scheme 1, top).^[3] An uncatalyzed addition of hydrosilanes across ketenes also traces back to those authors, yet no details were reported.^[4] Decades later, Olah and co-workers investigated the Lewis pair formation of ketenes and trialkylsilylium ions.^[5] For disubstituted ketenes, quantum-chemical calculations predicted the formation of the O-adduct to be energetically favorable over the C-adduct. However, the stoichiometric reaction of these ketenes and trialkylsilylium ions selectively furnished the C-adduct at cryogenic temperature (Scheme 1, middle). A silylium-ion-promoted ketene hydrosilylation relying on the strategy of self regeneration of the silylium ion^[6] was not described,

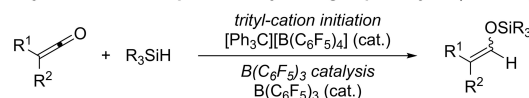
O-Selective transition-metal-catalyzed ketene hydrosilylation (Caussé, 1968)



O- or C-Selective adduct formation of ketenes and silylium ions (Olah, 2005)



Hydrosilylation of ketenes promoted by main-group catalysts (this work)



Scheme 1. Transition-metal-catalyzed hydrosilylation of ketenes and Lewis pair formation of ketenes and silylium ions leading towards Lewis-acid-promoted ketene hydrosilylation.

perhaps because of the unexpected existence the C-adduct in solution. To develop a catalytic process based the generation of silicon electrophiles, we sought to examine the trityl-cation-initiated, silylium-ion-promoted hydrosilylation of ketenes (Scheme 1, bottom). As an alternative to that approach, we also probed $B(C_6F_5)_3$ /hydrosilane combinations to achieve a Piers-type ketene hydrosilylation (Scheme 1, bottom).^[7] The key difference between these methods lies in the hydride source, being the hydrosilane in the former and the in-situ-generated borohydride in the latter system. Herein, we report the hydrosilylation of ketenes promoted by main-group Lewis acid catalysts to access fully substituted aldehyde-derived silyl enol ethers with at least one aryl substituent.

To countercheck the unverified mention of an uncatalyzed reaction between ketenes and hydrosilanes,^[4] a blank reaction was run with diphenylketene (**1a**) and 1.2 equiv. of Et_3SiH (**2a**) in C_6H_5F at room temperature (Table 1, entry 1). The silyl enol ether **3aa** did form in 17% yield after 24 h. No reaction occurred when using catalytic amounts of the trityl cation $[Ph_3C][B(C_6F_5)_4]$ as an initiator in CH_2Cl_2 at $-78^\circ C$ (Olah's setup;

[a] A. Roy, Prof. Dr. M. Oestreich
Institut für Chemie
Technische Universität Berlin
Straße des 17. Juni 115, 10623 Berlin (Germany)
E-mail: martin.oestreich@tu-berlin.de
Homepage: <http://www.organometallics.tu-berlin.de>

Supporting information for this article is available on the WWW under <https://doi.org/10.1002/chem.202100877>

© 2021 The Authors. Published by Wiley-VCH GmbH. This is an open access article under the terms of the Creative Commons Attribution License, which permits use, distribution and reproduction in any medium, provided the original work is properly cited.

Table 1. Selected examples for optimization of main-group Lewis acid-promoted hydrosilylation of diphenylketene.

Entry ^[a]	Catalyst [mol %]	Et ₃ SiH [equiv.]	Solvent [0.5 M]	Temp. [°C]	Yield [%] ^[b]
1 ^[c]	–	1.2	C ₆ H ₅ F	RT	17
2	[Ph ₃ C][B(C ₆ F ₅) ₄] (5.0)	1.5	CH ₂ Cl ₂	–78	trace
3 ^[d]	[Ph ₃ C][B(C ₆ F ₅) ₄] (2.0)	1.2	Toluene- <i>d</i> ₈	–78	17
4	[Ph ₃ C][B(C ₆ F ₅) ₄] (2.0)	1.2	Toluene- <i>d</i> ₈	RT	15
5	[Ph ₃ C][B(C ₆ F ₅) ₄] (2.0)	1.2	C ₆ H ₅ F	RT	17
6	[Ph ₃ C][B(C ₆ F ₅) ₄] (2.0)	1.2	C ₆ H ₆	RT	45
7	B(C ₆ F ₅) ₃ (2.0)	4.0	C ₆ H ₅ F	RT	75
8	B(C ₆ F ₅) ₃ (5.0)	1.2	C ₆ H ₅ F	RT	90
9	B(C ₆ F ₅) ₃ (5.0)	1.0	C ₆ H ₅ F	RT	76
10	B(C ₆ F ₅) ₃ (5.0)	1.2	C ₆ H ₅ F	70	73
11 ^[e]	B(C ₆ F ₅) ₃ (5.0)	1.2	C ₆ H ₅ F	RT	78

[a] All reactions were performed on a 0.10–0.20 mmol scale. [b] Yield determined by ¹H NMR spectroscopy with mesitylene as an internal standard. [c] For 24 h. [d] Performed in a J-Young tube under argon atmosphere. After addition of all reactants at –78 °C, the mixture was stirred at RT for 12 h. [e] Performed at 0.25 M.

Table 2. Scope I: Variation of the hydrosilane.

Entry ^[a]	Ketene	Hydrosilane	Z/E ratio of 3f ^[b]	Yield of 3a or 3f [%] ^[c]
1	1a (R ² = Ph)	Et ₃ SiH (2a)	–	3aa : 84 (94)
2	1f (R ² = Et)	Et ₃ SiH (2a)	86:14	3fa : 51 (67) ^[d]
3	1a	<i>n</i> Bu ₃ SiH (2b)	–	3ab : 82 (94)
4	1f	<i>n</i> Bu ₃ SiH (2b)	84:16	3fb : 78 (74) ^[d]
5	1a	Me ₂ PhSiH (2c)	–	3ac : – ^[e] (98)
6	1f	Me ₂ PhSiH (2c)	62:38	3fc : – ^[e] (89)
7	1a	<i>t</i> BuMe ₂ SiH (2d)	–	3ad : 56 (67)
8	1f	<i>t</i> BuMe ₂ SiH (2d)	31:69	3fd : 70 (68) ^[d]
9	1a	<i>i</i> Pr ₃ SiH (2e)	–	3ae : –(8)

[a] All reactions were performed on a 0.20 mmol scale. [b] Z/E-ratio was determined by ¹H NMR analysis of the crude reaction mixture. [c] Unless otherwise noted, yields are isolated yield of silyl enol ethers (in parentheses yields determined by ¹H NMR spectroscopy with CH₂Br₂ as an internal standard). [d] Combined isolated yield of **3f** and the corresponding silyl ether. [e] Silyl enol ether decomposed during column chromatography on alumina.

entry 2). The yield of **3aa** remained at the level of the uncatalyzed reaction in arene solvents (entries 3–5; see Table S1 in the Supporting Information). A higher yield of 45 % was obtained only when benzene was used as solvent (entry 6). This led us to conclude that the silylium-ion-promoted hydrosilylation of ketenes is possible but not efficient. Conversely, 2.0 mol% of B(C₆F₅)₃ and 4.0 equiv. of hydrosilane **2a** in C₆H₅F afforded the desired silyl enol ether **3aa** in 75 % yield (entry 7). However, excess Et₃SiH caused the formation of a large amount of (Et₃Si)₂O, rendering isolation and purification of **3aa** problematic. To address this issue, the reaction was optimized with lower amount of the hydrosilane (1.2 equiv.) and higher catalyst loading (5.0 mol%). Under these reaction conditions, the yield of **3aa** did improve to 90 % after maintaining the reaction at room temperature for 12 h (entry 8). Lower yields were obtained with less hydrosilane, decreased concentration of the reactants, and at elevated reaction temperature (entries 9–11).

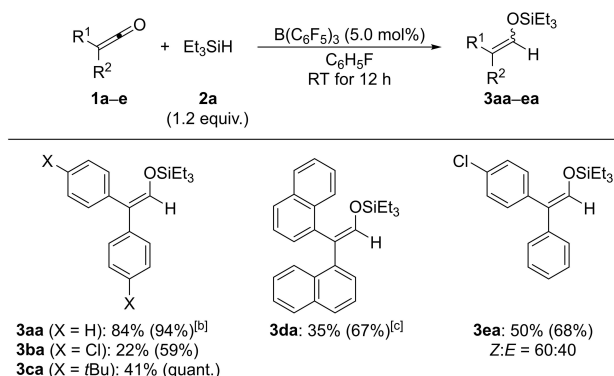
During the optimization of the reaction, trace amounts of the corresponding silyl ether were detected (not shown). This is believed to originate from the hydrosilylation of the acid chloride introduced with ketene **1a**. Ketene formation was found to be generally slow, affording the ketene as a mixture with unreacted acid chloride. Most of the distillable disubstituted ketenes could be purified with the exception of ketenes **1f**, **1h**, and **1i**. As for silyl enol ether **3aa**, the combined isolated yields of the silyl enol ether and the silyl ether are reported for these transformations. The purity of the ketene was important, and attempts to start directly from the acid chloride followed by the hydrosilylation in the same pot or after simple filtration were unsuccessful (see the Supporting Information for procedures).

With an optimized procedure in hand, we began to investigate the scope for model substrate **1a** and alkylaryl-substituted ketene **1f** with various hydrosilanes (Table 2);

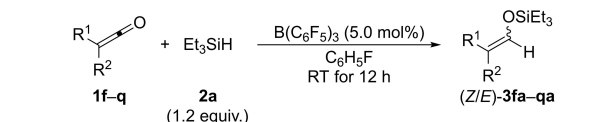
monosubstituted ketenes such as phenylketene were not included because of their strong tendency to undergo self-reaction. With **1a**, the reactions with tertiary hydrosilanes Et₃SiH (**2a**), *n*Bu₃SiH (**2b**), and Me₂PhSiH (**2c**) proceeded smoothly to provide products **3aa–ac** in good yields (entries 1, 3, and 5). Sterically more hindered *t*BuMe₂SiH (**2d**) and *i*Pr₃SiH (**2e**) led to lower yield (as for **3ad**; entry 7) or little conversion (as for **3ae**; entry 9). Yields were generally lower for ketene **1f** but the influence of the steric demand of the hydrosilane was less pronounced (entries 2, 4, 6, and 8). Silyl enol ethers **3fa–fc** formed with moderate Z selectivity while E configuration was preferred in the case of **3fd**.

We continued exploring the scope of diaryl- and alkylaryl-substituted ketenes using Et₃SiH (**2a**) under the standard protocol (cf. Table 1, entry 8). Extension to other diarylketenes was possible but limited due to the difficulty in their synthesis and isolation in analytically pure form (Scheme 2). A gram-scale synthesis of **3aa** from **1a** with lower catalyst loading (2.0 mol%) brought about 84 % isolated yield. Because of their low polarity and lack of stability during column chromatography on alumina, the yields of silyl enol ethers **3aa–ea** were determined by ¹H NMR spectroscopy with an internal standard. Sterically demanding aryl groups such as α-naphthyl were detrimental; the yield of 39 % was improved to 67 % at 10 mol% catalyst loading. No conversion was achieved with mesityl groups (not shown).

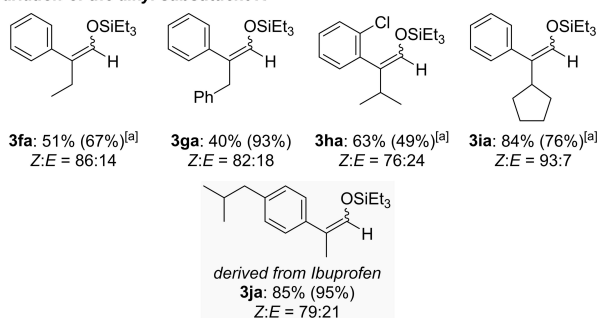
As previously seen for ketene **1f** (see Table 2), silyl enol ethers derived from other alkylaryl-substituted ketenes formed with moderate to good Z selectivity (**1f–q** → **3fa–qa**; Scheme 3). The best stereoselectivity of Z:E=93:7 was obtained for a cyclopentyl group as the alkyl substituent (**1i** → **3ia**). Both the alkyl group (top) and the substituent on the aryl group (bottom) were modified, including Ibuprofen-derived **1j** (gray box). Electron-withdrawing and electron-donating groups at



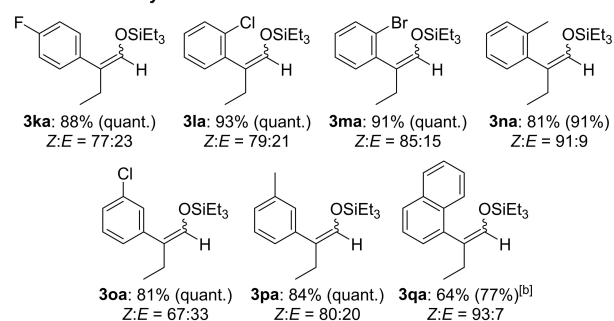
Scheme 2. Scope II: $B(C_6F_5)_3$ -catalyzed hydrosilylation of diaryl-substituted ketenes. All reactions were performed on a 0.20–0.40 mmol scale. Unless otherwise noted, yields are isolated yield of silyl enol ethers (in parentheses yields determined by 1H NMR spectroscopy with CH_2Br_2 as an internal standard). [b] Isolated yield was 84% on a gram scale (1.3 g). [c] With 10 mol% of $B(C_6F_5)_3$.



Variation of the alkyl substituent R^2

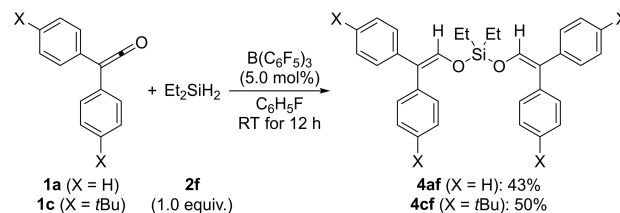


Variation of the aryl substituent R^1



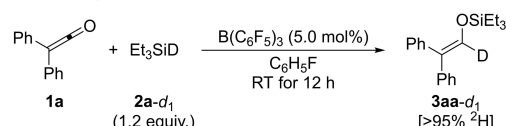
Scheme 3. Scope III: $B(C_6F_5)_3$ -catalyzed hydrosilylation of alkylaryl-substituted ketenes. All reactions were performed on a 0.20–0.40 mmol scale. Unless otherwise noted, yields are isolated yield of silyl enol ethers (in parentheses yields determined by 1H NMR spectroscopy with CH_2Br_2 as an internal standard). [a] Combined isolated yield of silyl enol ether and silyl ether. [b] With 10 mol% of $B(C_6F_5)_3$.

the aryl substituent were tolerated. Again, the bulky α -naphthyl group required a higher catalyst loading (**1q**→**3qa**): 77% with 10 mol% of $B(C_6F_5)_3$ versus 34% with 5.0 mol% of $B(C_6F_5)_3$.

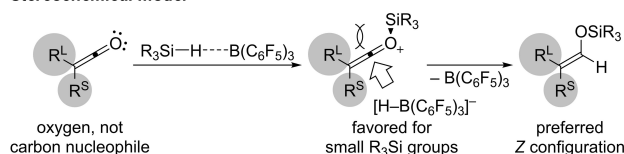


Scheme 4. Scope IV: $B(C_6F_5)_3$ -catalyzed bis-hydrosilylation of diaryl-substituted ketenes. Reactions were performed on a 0.20 mmol scale. Yields are isolated yield of the silyl bis-enol ethers.

Deuterium-labeling experiment



Stereochemical model



Scheme 5. Control experiment and stereochemical model.

Mironov and co-workers had already accomplished the platinum-catalyzed addition of tetramethyldisiloxane across two molecules of perfluorinated dimethylketene.^[2] The new protocol could be extended to the same two-fold addition (Scheme 4). With 1.0 equiv. of dihydrosilane Et_2SiH_2 (**2f**), bis-hydrosilylation of **1a** and **1c** proceeded in acceptable yields; the silyl bis-enol ethers **4af** and **4cf** were isolated in 43% and 50%, respectively. Silyl bis-enol ethers are attractive precursors for diastereoselective oxidative coupling homo- and cross-coupling.^[8]

The assumed C=O hydrosilylation was confirmed by a deuterium-labeling experiment with Et_3SiD (**2a-d₁**) to yield the α -deuterated silyl enol ether (**1a**→**3aa-d₁**; Scheme 5, top). The catalytic cycle is thought to follow the general Piers mechanism of $B(C_6F_5)_3$ -mediated Si–H bond activation, S_NSi substitution by the Lewis-basic substrate, and subsequent borohydride reduction of the silylated onium-ion intermediate (Scheme 5, bottom).^[7b,9] Hence, the ketene oxygen atom is the nucleophile. The thus-formed O-adduct is then reduced by $[H-B(C_6F_5)_3]^-$ to give the silyl enol ether. This is different from Olah's system where treatment of ketenes with silylium ions leads to the stable C-adducts (see Scheme 1, middle).^[5] These C-adducts are reluctant to accept hydride from excess hydrosilane as experimentally verified by us (cf. Table 1, entries 2–6). We think that the ketene β -carbon atom is sterically not accessible for the $B(C_6F_5)_3$ /hydrosilane pair and, hence, cannot act as a nucleophile in the $B(C_6F_5)_3$ catalysis. The Z selectivity, although moderate, is set in the hydride transfer to the in-plane LUMO of the C=O double bond of the O-adduct from the sterically less hindered side.^[10] For completion, the uncatalyzed hydrosilylation of ketenes with unactivated hydrosilanes (see Table 1, entry 1)^[4]

can be described by a four-membered transition state involving the C=O and Si–H bonds (not shown).

In conclusion, we showed here that the main-group Lewis acid $B(C_6F_5)_3$ catalyzes the hydrosilylation of ketenes with Et_3SiH as the stoichiometric reductant. This mild transition-metal-free procedure enables the synthesis of a new class of β,β -di- and β -monoaryl-substituted silyl enol ethers derived from aldehydes in decent yields and with moderate *Z* selectivity. Future work will be directed towards the assessment of their reactivity and their use in stereoselective synthesis.^[1]

Acknowledgements

A.R. gratefully acknowledges the Berlin Graduate School of Natural Sciences and Engineering for a predoctoral fellowship (2018–2021). M.O. is indebted to the Einstein Foundation Berlin for an endowed professorship. We thank Jannes G. Dreßler (TU Berlin) for his skillful experimental contributions. Open access funding enabled and organized by Projekt DEAL.

Conflict of Interest

The authors declare no conflict of interest.

Keywords: boron • hydrosilylation • Lewis acids • silicon • silylium ions

- [1] a) D. Zhang, J. M. Ready, *Org. Lett.* **2005**, *7*, 5681–5683; b) M. Benohoud, S. Tuokko, P. M. Pihko, *Chem. Eur. J.* **2011**, *17*, 8404–8413; c) P.-Y. Wang, G. Duret, I. Marek, *Angew. Chem. Int. Ed.* **2019**, *58*, 14995–14999; *Angew. Chem.* **2019**, *131*, 15137–15141; d) I. Massad, H. Sommer, I. Marek, *Angew. Chem. Int. Ed.* **2020**, *59*, 15549–15553; *Angew. Chem.* **2020**, *132*, 15679–15683.

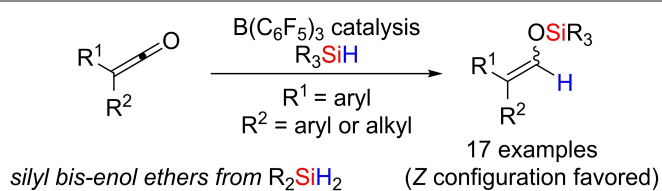
- [2] V. D. Sheludyakov, V. P. Kozyukov, E. A. Rybakov, V. F. Mironov, *Russ. J. Gen. Chem.* **1967**, *37*, 2033–2034.
[3] E. Frainnet, J. Caussé, *Bull. Soc. Chim. Fr.* **1968**, 3034.
[4] I. F. Lutsenko, Y. I. Baukov, A. S. Kostyuk, N. I. Savelyeva, V. K. Krysina, *J. Organomet. Chem.* **1969**, *17*, 241–262.
[5] G. K. S. Prakash, C. Bae, G. Rasul, G. A. Olah, *Proc. Natl. Acad. Sci. USA* **2005**, *102*, 6251–6254.
[6] Examples include: a) J. B. Lambert, Y. Zhao, H. Wu, *J. Org. Chem.* **1999**, *64*, 2729–2736; b) K. Mütter, M. Oestreich, *Chem. Commun.* **2011**, *47*, 334–336; c) K. Mütter, J. Mohr, M. Oestreich, *Organometallics* **2013**, *32*, 6643–6646; d) A. Roy, V. Bonetti, G. Wang, Q. Wu, H. F. T. Klare, M. Oestreich, *Org. Lett.* **2020**, *22*, 1213–1216; e) T. He, G. Wang, V. Bonetti, H. F. T. Klare, M. Oestreich, *Angew. Chem. Int. Ed.* **2020**, *59*, 12186–12191; *Angew. Chem.* **2020**, *132*, 12284–12289; f) T. He, G. Wang, P.-W. Long, S. Kemper, E. Irran, H. F. T. Klare, M. Oestreich, *Chem. Sci.* **2021**, *12*, 569–575; for a review, see: g) J. C. L. Walker, H. F. T. Klare, M. Oestreich, *Nat. Chem. Rev.* **2020**, *4*, 54–62.
[7] Examples include: a) D. J. Parks, W. E. Piers, *J. Am. Chem. Soc.* **1996**, *118*, 9440–9441; b) D. J. Parks, J. M. Blackwell, W. E. Piers, *J. Org. Chem.* **2000**, *65*, 3090–3098; for reviews, see: c) D. Weber, M. R. Gagné, *Organosilicon Chemistry: Novel Approaches and Reactions*, Eds.: T. Hiyama, M. Oestreich, Wiley-VCH, Weinheim, **2019**, pp. 33–85; d) M. Oestreich, J. Hermeke, J. Mohr, *Chem. Soc. Rev.* **2015**, *44*, 2202–2220.
[8] a) M. Schmitt, A. Burghart, W. Malisch, J. Reising, R. Söllner, *J. Org. Chem.* **1998**, *63*, 396–400; b) M. Schmitt, A. Burghart, H. Werner, M. Laubender, R. Söllner, *J. Org. Chem.* **1999**, *64*, 3077–3085; c) M. D. Clift, C. N. Taylor, R. J. Thomson, *Org. Lett.* **2007**, *9*, 4667–4669; d) C. T. Avetta, L. C. Konkol, C. N. Taylor, K. C. Dugan, C. L. Stern, R. J. Thomson, *Org. Lett.* **2008**, *10*, 5621–5624.
[9] a) S. Rendler, M. Oestreich, *Angew. Chem. Int. Ed.* **2008**, *47*, 5997–6000; *Angew. Chem.* **2008**, *120*, 6086–6089; b) K. Sakata, H. Fujimoto, *J. Org. Chem.* **2013**, *78*, 12505–12512; c) A. Y. Houghton, J. Hurmalainen, A. Mansikkamäki, W. E. Piers, H. M. Tuononen, *Nat. Chem.* **2014**, *6*, 983–988; d) T. Fallon, M. Oestreich, *Angew. Chem. Int. Ed.* **2015**, *54*, 12488–12491; *Angew. Chem.* **2015**, *127*, 12666–12670.
[10] a) Y. Zhou, J. S. Bandar, R. Y. Liu, S. L. Buchwald, *J. Am. Chem. Soc.* **2018**, *140*, 606–609; see also: b) L. M. Baigrie, H. R. Seiklay, T. T. Tidwell, *J. Am. Chem. Soc.* **1985**, *107*, 5391–5396.

Manuscript received: March 9, 2021

Accepted manuscript online: April 7, 2021

Version of record online: ■■■, ■■■■

COMMUNICATION



β,β -Di- and β -monoaryl-substituted silyl enol ethers derived from aldehydes are difficult to prepare. This rare class of compounds has been made accessible by a transition-metal-free hydrosilylation of ketenes with

$\text{B(C}_6\text{F}_5)_3$ as catalyst and Et_3SiH as stoichiometric reductant. The substrate scope is decent, and the stereoselectivity moderate to good in selected cases.

A. Roy, Prof. Dr. M. Oestreich*

1 – 5

Metal-Free Hydrosilylation of Ketenes with Silicon Electrophiles: Access to Fully Substituted Aldehyde-Derived Silyl Enol Ethers

