

Note

Cyanomethylation and Cyclization of Aryl Alkynoates with Acetonitrile under Transition Metal-free Conditions: Synthesis of 3-Cyanomethylated Coumarins

Yulan Yu, Shengyi Zhuang, Ping Liu, and Peipei Sun

J. Org. Chem., **Just Accepted Manuscript** • DOI: 10.1021/acs.joc.6b02155 • Publication Date (Web): 21 Oct 2016

Downloaded from <http://pubs.acs.org> on October 21, 2016

Just Accepted

"Just Accepted" manuscripts have been peer-reviewed and accepted for publication. They are posted online prior to technical editing, formatting for publication and author proofing. The American Chemical Society provides "Just Accepted" as a free service to the research community to expedite the dissemination of scientific material as soon as possible after acceptance. "Just Accepted" manuscripts appear in full in PDF format accompanied by an HTML abstract. "Just Accepted" manuscripts have been fully peer reviewed, but should not be considered the official version of record. They are accessible to all readers and citable by the Digital Object Identifier (DOI®). "Just Accepted" is an optional service offered to authors. Therefore, the "Just Accepted" Web site may not include all articles that will be published in the journal. After a manuscript is technically edited and formatted, it will be removed from the "Just Accepted" Web site and published as an ASAP article. Note that technical editing may introduce minor changes to the manuscript text and/or graphics which could affect content, and all legal disclaimers and ethical guidelines that apply to the journal pertain. ACS cannot be held responsible for errors or consequences arising from the use of information contained in these "Just Accepted" manuscripts.



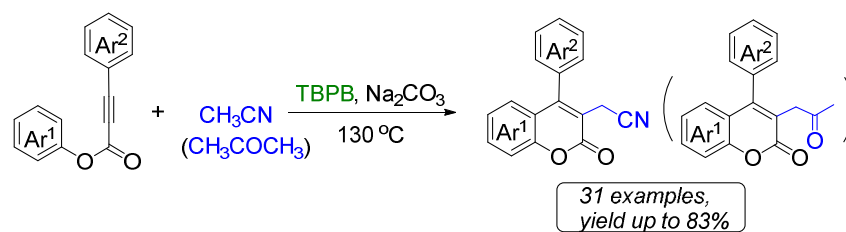
ACS Publications

Cyanomethylation and Cyclization of Aryl Alkynoates with Acetonitrile under Transition Metal-free Conditions: Synthesis of 3-Cyanomethylated Coumarins

Yulan Yu, Shengyi Zhuang, Ping Liu and Peipei Sun*

College of Chemistry and Materials Science, Jiangsu Provincial Key Laboratory of Material Cycle Processes and Pollution Control, Jiangsu Collaborative Innovation Center of Biomedical Functional Materials, Nanjing Normal University, Nanjing 210023, China

sunpeipei@njnu.edu.cn



ABSTRACT: Cyanomethylated coumarins were synthesized *via* cyanomethylation and cyclization of aryl alkynoates using cheap and available reagent acetonitrile as the cyanomethyl source in the presence of TBPB (*tert*-butyl peroxybenzoate) under transition metal-free conditions. For the substrates with various substituents on benzene ring, the reaction proceeded smoothly to give the corresponding products in moderate to good yields. The resulting products could be simply converted into some other related coumarin derivatives.

Cyano group exists in a number of natural products and pharmaceuticals.¹ It is also an important structural motif in organic synthesis because this group can be easily converted into other functional groups such as carboxylic acids, esters, amides, amines, aldehydes, tetrazoles and ketones.² In addition, the C–CN bond activation provided new chances for the synthesis of various functional molecules.³ Thus, many efforts have been paid for the preparation of nitriles. Except

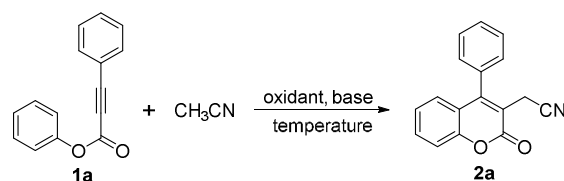
1
2
3 virulent potassium cyanide or sodium cyanide, several compounds such as TMSCN,⁴
4 *N*-cyanosuccinimide,⁵ *N*-cyano-*N*-phenyl-*p*-methylbenzenesulfonamide (NCTS),⁶ *etc.* were
5 employed as the cyano sources. What is more, a series of cyanation methods were developed by
6 using inert acetonitrile as the cyanating reagent *via* C–CN bond cleavage.⁷ Except the direct
7 cyanation, cyanoalkylation provided another synthetically useful protocol for the synthesis of
8 nitriles.⁸ As a cheap and available cyano-containing compound, the synthetic use of acetonitrile
9 *via* the methyl C (*sp*³)–H bond activation has been aroused much attention in recent years.
10 Specially, the cyanomethylation of activated alkenes have been well studied, and a cyanomethyl
11 radical was believed to be involved in these tandem reaction processes.⁹ It will be valuable to
12 further develop the application of this reagent in the synthesis of the useful cyano-containing
13 compounds from the viewpoint of perfect atom economy.
14

15
16 The addition of radicals to carbon–carbon triple bond can form the highly reactive vinyl
17 radicals. The sequential additions of these vinyl radicals to other π -systems provide the
18 opportunity to construct new carbon–carbon bond, especially to produce cyclic compounds. By
19 this strategy, a series of coumarin derivatives, a class of very important heterocyclic compounds in
20 pharmaceuticals as well as in fluorescent materials,¹⁰ were synthesized *via* the addition of several
21 radicals to aryl alkynoates, in which diselenides,¹¹ Togni's reagent (trifluoromethylation
22 reagent),¹² dialkyl H-phosphonates,¹³ sulfonylhydrazides,¹⁴ sulfinic acids,¹⁵ α -keto acids,¹⁶ ethyl
23 bromodifluoroacetate,¹⁷ NIS¹⁸ and 2,4-diones¹⁹ were employed as the radical sources. As the
24 continuous study of our group on the covalent bond activation of inert solvents and their
25 application in organic synthesis,²⁰ in this work, we selected acetonitrile as the cyanomethyl source,
26 through a peroxide promoted C–H bond activation and addition to carbon–carbon triple bond of
27 aryl alkynoates, followed by cyclization to synthesize 3-cyanomethylated coumarins.
28

29
30 In our initial study, phenyl 3-phenylpropiolate (**1a**) was chosen as a model substrate to react
31 with acetonitrile for the optimization of reaction conditions (Table 1). We were pleased to find that
32 peroxide could obviously promote the transformation. In the presence of 1 equiv TBPB (*tert*-butyl
33 peroxybenzoate) and without any transition-metal catalyst, a cyanomethylated and cyclized
34 product 2-(2-oxo-4-phenyl-2*H*-chromen-3-yl)acetonitrile (**2a**) was obtained in 30% yield at 120
35 °C under N₂ atmosphere after 16 h (entry 1). Increasing TBPB to 2.0 equiv resulted in a higher
36
37
38
39
40
41
42
43
44
45
46
47
48
49
50
51
52
53
54
55
56
57
58
59
60

yield of 45% (entry 2); while the addition of 3.0 equiv TBPB did not further improve the yield of the product (entry 3). Several other peroxides such as DTBP (di-*tert*-butyl peroxide), TBHP (*tert*-butyl hydroperoxide), BPO (benzoyl peroxide) and DCP (dicumyl peroxide) were then screened, and all of them showed very low efficiency for this reaction (entries 4-7). Raising the reaction temperature to 130 °C enhanced the yield to 62%, but at 100 °C, only a low yield of 16% was obtained (entries 8, 9). The presence of base was proved to be beneficial for the reaction. Thus, a series of bases were tested, and Na₂CO₃ gave the best result (entries 10-14). When 2 equiv Na₂CO₃ was added, the yield of **2a** could be increased to 83% (entry 14). In addition, if the reaction took place in air atmosphere, there was a little decrease with the yield (entry 15).

Table 1. Optimization of Reaction Conditions^a



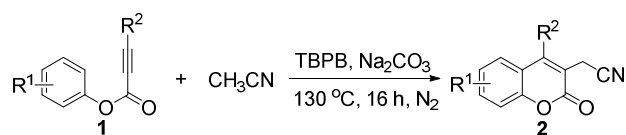
entry	oxidant (equiv)	base (equiv)	temperature (°C)	yield (%)
1	TBPB (1)	--	120	30
2	TBPB (2)	--	120	45
3	TBPB (3)	--	120	42
4	DTBP (2)	--	120	<5
5	TBHP (2)	--	120	<5
6	BPO (2)	--	120	12
7	DCP (2)	--	120	15
8	TBPB (2)	--	130	60
9	TBPB (2)	--	100	16
10	TBPB (2)	KOAc (2)	130	65
11	TBPB (2)	K ₂ HPO ₄ (2)	130	73
12	TBPB (2)	NaHCO ₃ (2)	130	75
13	TBPB (2)	Na ₂ CO ₃ (2)	130	83

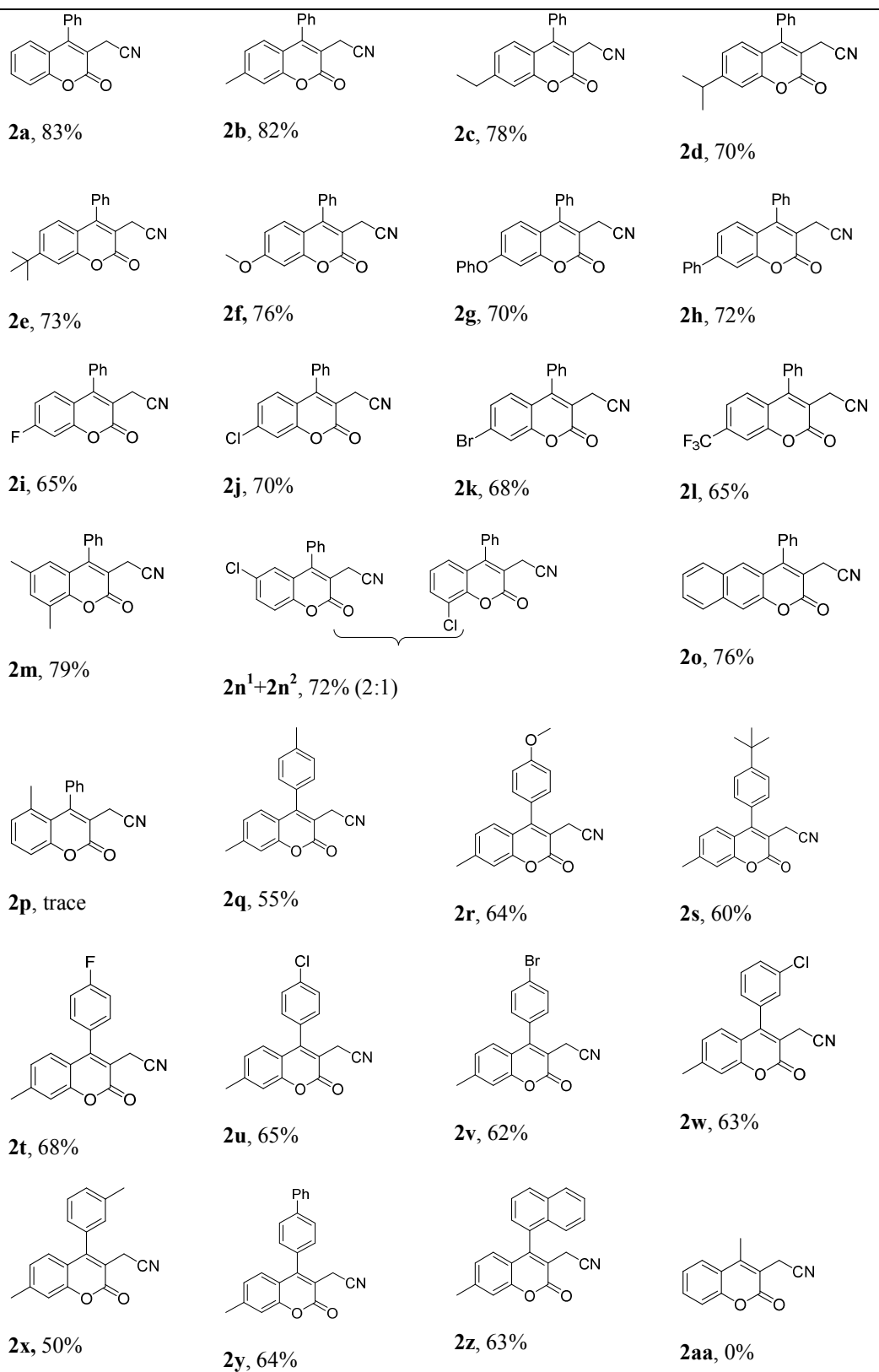
14	TBPB (2)	NaOH (2)	130	80
15 ^b	TBPB (2)	Na ₂ CO ₃ (2)	130	78

^aUnless otherwise specified, the reactions were carried out in the presence of **1a** (0.3 mmol), oxidant, base and CH₃CN (2 mL) under N₂ atmosphere for 16 h. ^bIn air atmosphere.

With the optimized conditions in hand, we then examined the reaction of various alkynoates with CH₃CN (Table 2). Aryl phenylpropiolates with a variety of substituents on the aromatic ring (phenoxy ring) were firstly employed as the reactants. It was interesting that the ester migration might occur in these reaction processes and the position of C–O bond in the products was not the same as that in the substrates, which was consistent with the previous related reports.^{16b,18,19} For example, when the substrates with a substituent on the *para*-position of the phenoxy ring were used, the 7-position substituted coumarin derivatives were obtained (**2b-2l**). The reactions of the substrates with electron-donating groups such as alkyl, alkoxy or phenyl on the aromatic rings gave moderate to good yields (**2b-2h**), and the presence of electron-withdrawing groups such as halogen or trifluoromethyl led to a little decrease of the yields (**2i-2l**). A 3,5-dimethyl substituted substrate (**1m**) also gave the corresponding product (**2m**) in 79% yield. For the *meta*-chloro substituted reactant (**1n**), a mixture of the products **2n**¹ and **2n**² was separated from the reaction mixture in a ratio of **2**:**1**. However, from *o*-tolyl phenylpropiolate (**1p**), we almost did not obtain the desired product, which was obviously due to the steric hindrance. We next investigated the influence of the substituent directly bonded to the carbon–carbon triple bond. As that were shown in Table 2, alkynes having either an electron-deficient or electron-rich aromatic ring gave the corresponding coumarins in moderate yields (**2q-2z**), and the electronic effect of the substituent here was not evident. When an alkyl group directly bonded to the carbon–carbon triple bond, however, no desired coumarin derivative (**2aa**) was obtained.

Table 2. Cyclization of Various Alkynoates with Acetonitrile^a





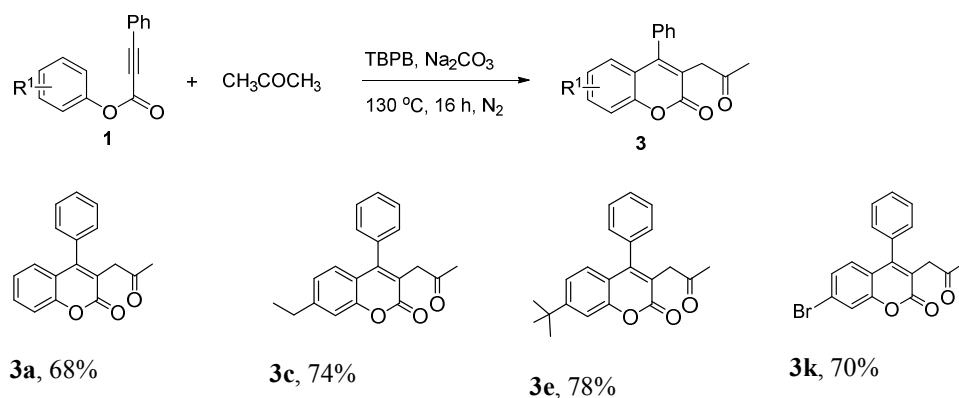
^aReaction conditions: **1** (0.3 mmol), TBPB (2 equiv), Na₂CO₃ (2 equiv) in CH₃CN (2 mL) at 130

°C under N₂ atmosphere for 16 h.

The structures of **2h** and **2u** were further confirmed by single crystal X-ray diffraction analysis (See Supporting Information).²¹

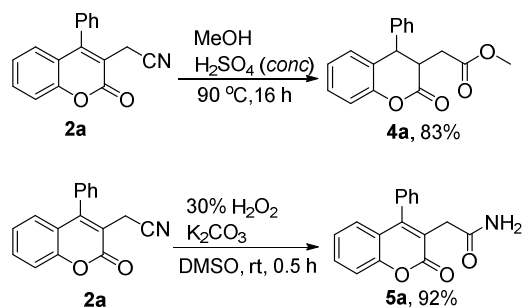
We further explored the scope of this tandem cyclization by using acetone instead of acetonitrile. Under the same reaction conditions, 3-(2-oxopropyl) substituted coumarins **3** were obtained in satisfied yields (Scheme 1).

Scheme 1. Cyclization of Alkynoates with Acetone



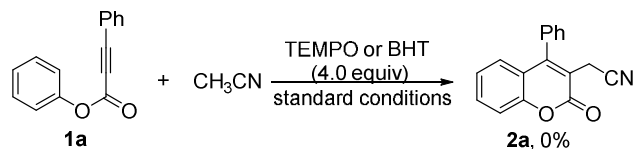
As mentioned before, the cyano group is an important motif which can be converted into various functional groups. We then decided to use this intramolecular cyclization in the synthesis of other functionalized coumarins by the conversion of cyano group (Scheme 2). Firstly, dissolving the cyanomethylated product 2-(2-oxo-4-phenyl-2*H*-chromen-3-yl)acetonitrile (**2a**) in methanol, in the presence of H_2SO_4 , **2a** could be converted into methyl 2-(2-oxo-4-phenyl-2*H*-chromen-3-yl)acetate (**4a**) after heating the mixture for 24 h. In addition, **2a** could be easily hydrolyzed to generate 2-(2-oxo-4-phenyl-2*H*-chromen-3-yl)acetamide (**5a**) in the presence of H_2O_2 and K_2CO_3 .

Scheme 2. Transformation of Cyanomethylated Coumarin



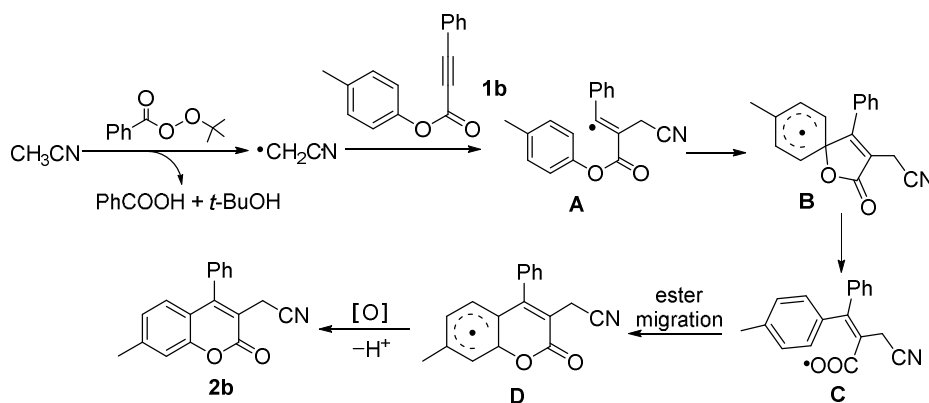
In order to understand the details of the reaction mechanism, some control experiments were carried out, as shown in Scheme 3. The reaction was completely inhibited when 4 equiv radical scavenger TEMPO (2,2,6,6-tetramethyl-1-piperidinyloxy) or BHT (2,6-di-*tert*-butyl-4-methylphenol) was added under the standard reaction conditions. These results indicated that this reaction might proceed *via* a radical pathway.

Scheme 3. Control Experiments



Based on the above results and the previous related reports,¹¹⁻¹⁹ a possible reaction mechanism was proposed in Scheme 4. Initially, TBPB decomposed into *tert*-butoxy and benzoyloxy radical at high temperature. These radicals abstracted a hydrogen radical from CH_3CN to generate the cyanomethyl radical which added to alkynoate (**1b**) to produce the alkenyl radical **A**. The radical intermediate **A** underwent an intramolecular spirocyclization to give the spiro-radical intermediate **B**. The ester migration then took place *via* a carboxyl radical **C** to generate the coumarin radical **D**. **D** was finally oxidized to a carbocation followed by deprotonation to yield the product **2b**.

Scheme 4. Plausible Reaction Mechanism



In summary, we have developed a novel tandem oxidative cyclization reaction for the preparation of cyanomethylated coumarins using cheap and available acetonitrile as the cyanomethyl source by means of metal-free catalysis. The reaction was found to tolerate a wide range of functional groups. Furthermore, as an important precursor, cyano group can be converted into various functional groups. The convenient and efficient pathway for the synthesis of functionalized coumarins will have important values in synthetic and pharmaceutical chemistry.

Experimental Section

General.

All reactions were run in a sealed tube with a Teflon lined cap under ambient N_2 . Chemicals were commercially available from chemical suppliers and were used without purification. Solvents were dried in a standard way. Aryl phenylpropiolates were prepared according to the literature procedures.²² The NMR spectra were recorded at 400 MHz (1H) and 100 MHz (^{13}C) in $CDCl_3$ or $DMSO-d_6$ using TMS as an internal standard. The following abbreviations were used to explain the multiplicities: s = singlet, d = doublet, dd = doublet of doublet, t = triplet, dt = doublet of triplet, td = triplet of doublet, q = quartet, m = multiplet, ddd = doublet of doublet of doublet. Melting points are uncorrected. Q-TOF was used for the HRMS measurements.

General experimental procedure for the synthesis of cyanomethylated coumarins. Aryl alkynoate (**1**) (0.3 mmol), Na_2CO_3 (0.6 mmol), TBPB (0.6 mmol) were added in CH_3CN (2 mL) under N_2 atmosphere. The solution was stirred at 130 $^{\circ}C$ for 16 h. After completion of the reaction,

the resulting solution was cooled to room temperature and diluted with EtOAc (15 mL), then washed with brine. The organic layer was dried over anhydrous Mg_2SO_4 , filtered and concentrated *in vacuo*. The residue was purified by silica gel chromatography using hexane/ethyl acetate (5:1) to afford the pure product (**2**).

3-(2-Oxopropyl) substituted coumarins (**3a**, **3c**, **3e** and **3k**) were synthesized using the same procedures in acetone.

Preparation of methyl 2-(2-oxo-4-phenyl-2H-chromen-3-yl)acetate (4a). To a solution of 2-(2-oxo-4-phenyl-2H-chromen-3-yl)acetonitrile (**2a**, 130.5 mg, 0.5 mmol) in MeOH (4 mL) in a sealed tube was added H_2O (4 drops) and H_2SO_4 (conc., 1.5 mL). The reaction mixture was heated at 90 °C for 24 h. After cooling to room temperature, the reaction mixture was slowly quenched with saturated aqueous NaHCO_3 to pH 8 and extracted with DCM (10 mL \times 3). The combined organic phases were washed with brine (15 mL), dried over anhydrous Na_2SO_4 , and concentrated *in vacuo*. The residue was purified by silica gel chromatography using hexane/ethyl acetate (5:1) to afford the pure product **4a**.

Preparation of 2-(2-oxo-4-phenyl-2H-chromen-3-yl)acetamide (5a). To a stirred solution of 2-(2-oxo-4-phenyl-2H-chromen-3-yl)acetonitrile (**2a**, 130.5 mg, 0.5 mmol) in DMSO (2 mL) was added 30% H_2O_2 (0.5 mL) and K_2CO_3 (69.1 mg, 0.5 mmol) at 0 °C. Then the reaction mixture was stirred at room temperature for 0.5 h. After completion of the reaction, the reaction mixture was diluted with H_2O (15 mL) and extracted with EtOAc (15 mL \times 3). The combined organic phases were washed with brine (15 mL), dried over anhydrous Na_2SO_4 , filtered and concentrated *in vacuo*. The residue was purified by silica gel chromatography using hexane/ethyl acetate (5:1) to afford the pure product **5a**.

2-(2-Oxo-4-phenyl-2H-chromen-3-yl)acetonitrile (2a). Yellow solid (65.0 mg, 83% yield); mp 134–135 °C; ^1H NMR (400 MHz, CDCl_3) δ 7.63–7.57 (m, 4H), 7.43 (d, J = 8.2 Hz, 1H), 7.35 (dd, J = 7.6, 1.6 Hz, 2H), 7.25–7.21 (m, 1H), 7.10 (dd, J = 8.0, 1.4 Hz, 1H), 3.45 (s, 2H); ^{13}C NMR (100 MHz, CDCl_3) δ 160.3, 154.6, 153.1, 132.9, 132.5, 129.9, 129.5, 128.0, 124.7, 119.8, 117.0, 116.4, 116.3, 17.5; HRMS (ESI) m/z calcd for $\text{C}_{17}\text{H}_{12}\text{NO}_2$ [$\text{M} + \text{H}$] $^+$ 262.0863, found 262.0865.

2-(7-Methyl-2-oxo-4-phenyl-2H-chromen-3-yl)acetonitrile (2b). Yellow solid (67.7 mg, 82% yield); mp 98–100 °C; ^1H NMR (400 MHz, CDCl_3) δ 7.64–7.58 (m, 3H), 7.34–7.32 (m, 2H),

7.23 (s, 1H), 7.04–7.02 (m, 1H), 6.97 (d, J = 8.1 Hz, 1H), 3.42 (s, 2H), 2.47 (s, 3H); ^{13}C NMR (100 MHz, CDCl_3) δ 160.6, 154.6, 153.1, 144.0, 133.1, 129.7, 129.4, 128.0, 127.6, 125.9, 117.4, 117.1, 116.6, 115.0, 21.7, 17.4; HRMS (ESI) m/z calcd for $\text{C}_{18}\text{H}_{14}\text{NO}_2$ $[\text{M} + \text{H}]^+$ 276.1019, found 276.1020.

2-(7-Ethyl-2-oxo-4-phenyl-2H-chromen-3-yl)acetonitrile (2c). Yellow solid (67.6 mg, 78% yield); mp 75–77 °C; ^1H NMR (400 MHz, CDCl_3) δ 7.64–7.56 (m, 3H), 7.35–7.32 (m, 2H), 7.26 (d, J = 1.2 Hz, 1H), 7.06 (dd, J = 8.2, 1.6 Hz, 1H), 7.00 (d, J = 8.2 Hz, 1H), 3.43 (s, 2H), 2.76 (q, J = 7.6 Hz, 2H), 1.28 (t, J = 7.6 Hz, 3H); ^{13}C NMR (100 MHz, CDCl_3) δ 160.6, 154.6, 153.3, 150.2, 133.1, 129.7, 129.4, 128.0, 127.8, 124.7, 117.6, 116.6, 115.9, 115.0, 28.9, 17.5, 15.1; HRMS (ESI) m/z calcd for $\text{C}_{19}\text{H}_{16}\text{NO}_2$ $[\text{M} + \text{H}]^+$ 290.1176, found 290.1173.

2-(7-Isopropyl-2-oxo-4-phenyl-2H-chromen-3-yl)acetonitrile (2d). Yellow oil (63.7 mg, 70% yield); ^1H NMR (400 MHz, CDCl_3) δ 7.64–7.58 (m, 3H), 7.35–7.33 (m, 2H), 7.29 (d, J = 1.6 Hz, 1H), 7.10 (dd, J = 8.3, 1.7 Hz, 1H), 7.01 (d, J = 8.2 Hz, 1H), 3.43 (s, 2H), 3.05–2.98 (m, 1H), 1.29 (d, J = 6.9 Hz, 6H); ^{13}C NMR (100 MHz, CDCl_3) δ 160.6, 154.9, 154.6, 153.3, 133.1, 129.7, 129.4, 128.0, 127.8, 123.4, 117.7, 116.6, 115.0, 114.6, 34.2, 23.6, 17.4; HRMS (ESI) m/z calcd for $\text{C}_{20}\text{H}_{18}\text{NO}_2$ $[\text{M} + \text{H}]^+$ 304.1332, found 304.1334.

2-(7-tert-Butyl-2-oxo-4-phenyl-2H-chromen-3-yl)acetonitrile (2e). Yellow oil (69.5 mg, 73% yield); ^1H NMR (400 MHz, CDCl_3) δ 7.63–7.56 (m, 3H), 7.43 (d, J = 1.8 Hz, 1H), 7.34 (dd, J = 7.8, 1.7 Hz, 2H), 7.26 (dd, J = 8.5, 1.9 Hz, 1H), 7.03 (d, J = 8.4 Hz, 1H), 3.44 (s, 2H), 1.36 (s, 9H); ^{13}C NMR (100 MHz, CDCl_3) δ 160.6, 157.2, 154.5, 153.1, 133.1, 129.8, 129.4, 128.0, 127.5, 122.3, 117.4, 116.6, 115.2, 113.7, 35.3, 31.0, 17.4; HRMS (ESI) m/z calcd for $\text{C}_{21}\text{H}_{20}\text{NO}_2$ $[\text{M} + \text{H}]^+$ 318.1489, found 318.1492.

2-(7-Methoxy-2-oxo-4-phenyl-2H-chromen-3-yl)acetonitrile (2f). Yellow oil (66.4 mg, 76% yield); ^1H NMR (400 MHz, CDCl_3) δ 7.63–7.57 (m, 3H), 7.33 (dd, J = 7.8, 1.7 Hz, 2H), 6.99 (d, J = 8.9 Hz, 1H), 6.91 (d, J = 2.5 Hz, 1H), 6.78 (dd, J = 8.9, 2.5 Hz, 1H), 3.90 (s, 3H), 3.40 (s, 2H); ^{13}C NMR (100 MHz, CDCl_3) δ 163.3, 160.7, 154.9, 154.7, 133.2, 129.7, 129.4, 128.9, 127.9, 116.7, 113.4, 112.9, 112.7, 100.8, 55.9, 17.3; HRMS (ESI) m/z calcd for $\text{C}_{18}\text{H}_{14}\text{NO}_3$ $[\text{M} + \text{H}]^+$ 292.0968, found 292.0966.

2-(2-Oxo-7-phenoxy-4-phenyl-2H-chromen-3-yl)acetonitrile (2g). Yellow oil (74.2 mg, 70% yield);

¹H NMR (400 MHz, CDCl₃) δ 7.69–7.54 (m, 3H), 7.48–7.40 (m, 2H), 7.34 (dd, *J* = 7.7, 1.7 Hz, 2H), 7.27–7.23 (m, 1H), 7.10 (dd, *J* = 8.6, 1.0 Hz, 2H), 7.03 (d, *J* = 8.9 Hz, 1H), 6.92 (d, *J* = 2.4 Hz, 1H), 6.85 (dd, *J* = 8.9, 2.4 Hz, 1H), 3.41 (s, 2H); ¹³C NMR (100 MHz, CDCl₃) δ 161.9, 160.4, 154.8, 154.5, 133.0, 130.3, 129.8, 129.5, 129.3, 127.9, 125.3, 120.4, 116.6, 114.8, 114.6, 113.6, 104.9, 17.4; HRMS (ESI) *m/z* calcd for C₂₃H₁₆NO₃ [M + H]⁺ 354.1125, found 354.1125.

2-(2-Oxo-4,7-diphenyl-2H-chromen-3-yl)acetonitrile (2h). Yellow solid (72.8 mg, 72% yield); mp 133–135 °C; ¹H NMR (400 MHz, CDCl₃) δ 7.68–7.62 (m, 6H), 7.53–7.45 (m, 4H), 7.38 (dd, *J* = 7.8, 1.6 Hz, 2H), 7.17 (d, *J* = 8.3 Hz, 1H), 3.47 (s, 2H); ¹³C NMR (100 MHz, CDCl₃) δ 160.5, 154.4, 153.4, 145.6, 138.7, 132.9, 129.9, 129.5, 129.2, 128.8, 128.3, 128.0, 127.2, 123.5, 118.7, 116.5, 115.8, 115.0, 17.6; HRMS (ESI) *m/z* calcd for C₂₃H₁₆NO₂ [M+H]⁺ 338.1176, found 338.1178.

2-(7-Fluoro-2-oxo-4-phenyl-2H-chromen-3-yl)acetonitrile (2i). Yellow solid (54.4 mg, 65% yield); mp 159–160 °C; ¹H NMR (400 MHz, CDCl₃) δ 7.65–7.58 (m, 3H), 7.33 (dd, *J* = 7.7, 1.7 Hz, 2H), 7.15–7.08 (m, 2H), 6.98–6.93 (m, 1H), 3.42 (s, 2H); ¹³C NMR (100 MHz, CDCl₃) δ 164.6 (d, *J* = 256.6 Hz), 160.0, 154.2 (d, *J* = 13.0 Hz), 154.2 (d, *J* = 1.0 Hz), 132.7, 130.1, 130.0 (d, *J* = 10.3 Hz), 129.9, 129.6, 127.9, 116.6 (d, *J* = 2.8 Hz), 116.3, 115.2 (d, *J* = 3.0 Hz), 112.8 (d, *J* = 22.6 Hz), 104.5 (d, *J* = 25.8 Hz), 17.5; HRMS (ESI) *m/z* calcd for C₁₇H₁₁FNO₂ [M + H]⁺ 280.0768, found 280.0771.

2-(7-Chloro-2-oxo-4-phenyl-2H-chromen-3-yl)acetonitrile (2j). Yellow solid (62.0 mg, 70% yield); mp 140–141 °C; ¹H NMR (400 MHz, CDCl₃) δ 7.66–7.60 (m, 3H), 7.42 (d, *J* = 1.9 Hz, 1H), 7.34–7.32 (m, 2H), 7.19 (dd, *J* = 8.6, 2.0 Hz, 1H), 7.05 (d, *J* = 19.5 Hz, 1H), 3.43 (s, 2H); ¹³C NMR (100 MHz, CDCl₃) δ 159.7, 154.0, 153.2, 138.5, 132.5, 130.1, 129.6, 128.9, 127.9, 125.3, 118.5, 117.2, 116.3, 116.2, 17.5; HRMS (ESI) *m/z* calcd for C₁₇H₁₁ClNO₂ [M + H]⁺ 296.0473, found 296.0472.

2-(7-Bromo-2-oxo-4-phenyl-2H-chromen-3-yl)acetonitrile (2k). Yellow solid (69.2 mg, 68% yield); mp 105–107 °C; ¹H NMR (400 MHz, CDCl₃) δ 7.65–7.59 (m, 4H), 7.36–7.32 (m, 3H), 6.96 (d, *J* = 8.6 Hz, 1H), 3.43 (s, 2H); ¹³C NMR (100 MHz, CDCl₃) δ 159.6, 154.0, 153.1, 132.4, 130.1, 129.6, 129.0, 128.1, 127.9, 126.6, 120.2, 118.9, 116.5, 116.1, 17.6; HRMS (ESI) *m/z* calcd for C₁₇H₁₁BrNO₂ [M + H]⁺ 339.9968, found 339.9969.

2-(7-(Trifluoromethyl)-2-oxo-4-phenyl-2H-chromen-3-yl)acetonitrile (**2l**). Yellow oil (64.2 mg, 65% yield); ^1H NMR (400 MHz, CDCl_3) δ 7.69–7.61 (m, 4H), 7.46 (dd, $J = 8.3, 1.2$ Hz, 1H), 7.35 (dd, $J = 7.6, 1.9$ Hz, 2H), 7.25 (d, $J = 8.3$ Hz, 1H), 3.48 (s, 2H); ^{13}C NMR (100 MHz, CDCl_3) δ 159.4, 153.5, 152.7, 134.0 (q, $J = 33.8$ Hz), 132.1, 130.3, 129.7, 128.9, 127.9, 124.5, 123.0 (q, $J = 274.6$ Hz), 121.2 (q, $J = 3.5$ Hz), 118.6, 115.9, 114.4 (q, $J = 3.9$ Hz), 17.7; HRMS (ESI) m/z calcd for $\text{C}_{18}\text{H}_{11}\text{F}_3\text{NO}_2$ $[\text{M} + \text{H}]^+$ 330.0736, found 330.0733.

2-(6,8-Dimethyl-2-oxo-4-phenyl-2H-chromen-3-yl)acetonitrile (**2m**). Yellow solid (68.6 mg, 79% yield); mp 142–144 $^\circ\text{C}$; ^1H NMR (400 MHz, CDCl_3) δ 7.64–7.56 (m, 3H), 7.32 (dd, $J = 7.7, 1.5$ Hz, 2H), 7.25 (s, 1H), 6.69 (s, 1H), 3.42 (s, 2H), 2.48 (s, 3H), 2.25 (s, 3H); ^{13}C NMR (100 MHz, CDCl_3) δ 160.6, 154.9, 149.6, 135.0, 133.8, 133.4, 129.7, 129.4, 127.9, 126.1, 125.3, 119.3, 116.6, 115.7, 20.8, 17.5, 15.5; HRMS (ESI) m/z calcd for $\text{C}_{19}\text{H}_{16}\text{NO}_2$ $[\text{M} + \text{H}]^+$ 290.1176, found 290.1179.

2-(6-Chloro-2-oxo-4-phenyl-2H-chromen-3-yl)acetonitrile (**2n¹**) and 2-(8-Chloro-2-oxo-4-phenyl-2H-chromen-3-yl)acetonitrile (**2n²**). Yellow oil (63.7 mg, 72% yield); ^1H NMR (400 MHz, CDCl_3) δ 7.66–7.60 (m, 5.20H), 7.53 (dd, $J = 8.8, 2.5$ Hz, 1.15H), 7.39–7.33 (m, 4.34H), 7.18–7.14 (m, 0.57H), 7.05 (d, $J = 2.4$ Hz, 0.92H), 7.01 (dd, $J = 8.1, 1.5$ Hz, 0.47H), 3.45 (s, 1H), 3.44 (s, 2H); ^{13}C NMR (100 MHz, CDCl_3) δ 159.7, 159.2, 154.3, 153.5, 151.4, 148.8, 132.8, 132.6, 132.5, 132.2, 130.2, 130.2, 130.1, 129.7, 129.6, 127.9, 127.9, 127.2, 126.6, 124.7, 122.0, 121.3, 121.0, 118.5, 117.5, 117.1, 116.1, 17.6, 17.6; HRMS (ESI) m/z calcd for $\text{C}_{17}\text{H}_{11}\text{ClNO}_2$ $[\text{M} + \text{H}]^+$ 296.0473, found 296.0470.

2-(2-Oxo-4-phenyl-2H-benzo[g]chromen-3-yl)acetonitrile (**2o**). Yellow solid (70.9 mg, 76% yield); mp 150–151 $^\circ\text{C}$; ^1H NMR (400 MHz, CDCl_3) δ 8.59 (s, 1H), 7.86 (s, 1H), 7.70–7.58 (m, 6H), 7.39–7.38 (m, 2H), 7.06 (d, $J = 8.8$ Hz, 1H), 3.50 (s, 2H); ^{13}C NMR (100 MHz, CDCl_3) δ 160.4, 155.5, 150.4, 135.0, 133.3, 129.8, 129.5, 129.3, 128.0, 127.8, 127.5, 124.5, 122.9, 122.8, 122.6, 116.5, 115.6, 115.0, 21.1; HRMS (ESI) m/z calcd for $\text{C}_{21}\text{H}_{14}\text{NO}_2$ $[\text{M} + \text{H}]^+$ 312.1019, found 312.1016.

2-(7-Methyl-2-oxo-4-*p*-tolyl-2H-chromen-3-yl)acetonitrile (**2q**). Yellow oil (47.7 mg, 55% yield); ^1H NMR (400 MHz, CDCl_3) δ 7.41 (d, $J = 7.7$ Hz, 2H), 7.21 (d, $J = 7.8$ Hz, 3H), 7.04–6.99 (m, 2H), 3.44 (s, 2H), 2.49 (s, 3H), 2.47 (s, 3H); ^{13}C NMR (100 MHz, CDCl_3) δ 160.7, 154.9, 153.1,

143.9, 139.9, 130.1, 130.0, 127.9, 127.7, 125.8, 117.6, 117.1, 116.7, 114.9, 21.7, 21.4, 17.5;
HRMS (ESI) m/z calcd for $C_{19}H_{16}NO_2$ $[M + H]^+$ 290.1176, found 290.1178.

2-(4-(4-Methoxyphenyl)-7-methyl-2-oxo-2H-chromen-3-yl)acetonitrile (2r). Yellow oil (58.6 mg, 64% yield); 1H NMR (400 MHz, $CDCl_3$) δ 7.26 (d, J = 8.5 Hz, 2H), 7.20 (s, 1H), 7.11 (d, J = 8.6 Hz, 2H), 7.03 (s, 2H), 3.92 (s, 3H), 3.45 (s, 2H), 2.46 (s, 3H); ^{13}C NMR (100 MHz, $CDCl_3$) δ 160.7, 160.6, 154.6, 153.1, 143.9, 129.5, 127.7, 125.8, 125.0, 117.7, 117.1, 116.8, 115.0, 114.8, 55.5, 21.7, 17.5; HRMS (ESI) m/z calcd for $C_{19}H_{16}NO_3$ $[M + H]^+$ 306.1125, found 306.1127.

2-(4-(4-tert-Butylphenyl)-7-methyl-2-oxo-2H-chromen-3-yl)acetonitrile (2s). Yellow solid (59.6 mg, 60% yield); mp 210–211 °C; 1H NMR (400 MHz, $CDCl_3$) δ 7.62–7.60 (m, 2H), 7.28–7.24 (m, 3H), 7.03 (d, J = 0.8 Hz, 2H), 3.44 (s, 2H), 2.48 (s, 3H), 1.43 (s, 9H); ^{13}C NMR (100 MHz, $CDCl_3$) δ 160.7, 154.9, 153.1, 153.0, 143.9, 130.0, 127.8, 127.8, 126.3, 125.8, 117.6, 117.1, 116.9, 114.9, 35.0, 31.3, 21.7, 17.6; HRMS (ESI) m/z calcd for $C_{22}H_{22}NO_2$ $[M + H]^+$ 332.1645, found 332.1647.

2-(4-(4-Fluorophenyl)-7-methyl-2-oxo-2H-chromen-3-yl)acetonitrile (2t). Yellow solid (59.8 mg, 68% yield); mp 127–128 °C; 1H NMR (400 MHz, $CDCl_3$) δ 7.37–7.30 (m, 4H), 7.24 (s, 1H), 7.07–7.04 (m, 1H), 6.95 (d, J = 8.2 Hz, 1H), 3.44 (s, 2H), 2.48 (s, 3H); ^{13}C NMR (100 MHz, $CDCl_3$) δ 163.3 (d, J = 249.2 Hz), 160.4, 153.7, 153.1, 144.2, 130.1 (d, J = 8.4 Hz), 129.8 (d, J = 16.0 Hz), 128.9 (d, J = 3.6 Hz), 127.4, 126.1, 117.4, 117.2, 116.8 (d, J = 22.0 Hz), 115.9 (d, J = 115.0 Hz), 21.7, 17.4; HRMS (ESI) m/z calcd for $C_{18}H_{13}FNO_2$ $[M + H]^+$ 294.0925, found 294.0924.

2-(4-(4-Chlorophenyl)-7-methyl-2-oxo-2H-chromen-3-yl)acetonitrile (2u). Yellow solid (60.3 mg, 65% yield); mp 145–146 °C; 1H NMR (400 MHz, $CDCl_3$) δ 7.60 (d, J = 8.3 Hz, 2H), 7.30 (d, J = 8.4 Hz, 2H), 7.22 (s, 1H), 7.06–7.04 (m, 1H), 6.94 (d, J = 8.1 Hz, 1H), 3.42 (s, 2H), 2.47 (s, 3H); ^{13}C NMR (100 MHz, $CDCl_3$) δ 160.3, 153.4, 153.1, 144.3, 136.1, 131.4, 129.8, 129.5, 127.3, 126.0, 117.2, 117.1, 116.4, 115.3, 21.7, 17.4; HRMS (ESI) m/z calcd for $C_{18}H_{13}ClNO_2$ $[M + H]^+$ 310.0629, found 310.0628.

2-(4-(4-Bromophenyl)-7-methyl-2-oxo-2H-chromen-3-yl)acetonitrile (2v). Yellow solid (65.7 mg, 62% yield); mp 124–125 °C; 1H NMR (400 MHz, $CDCl_3$) δ 7.77–7.75 (m, 2H), 7.24–7.22 (m, 3H), 7.06–7.04 (m, 1H), 6.94 (d, J = 8.2 Hz, 1H), 3.43 (s, 2H), 2.48 (s, 3H); ^{13}C NMR (100 MHz,

CDCl₃) δ 160.3, 153.4, 153.1, 144.3, 132.7, 131.8, 129.7, 127.3, 126.1, 124.2, 117.2, 117.0, 116.4, 115.1, 21.7, 17.4; HRMS (ESI) m/z calcd for C₁₈H₁₃BrNO₂ [M + H]⁺ 354.0124, found 354.0123.

2-(4-(3-Chlorophenyl)-7-methyl-2-oxo-2H-chromen-3-yl)acetonitrile (2w). Yellow solid (58.4 mg, 63% yield); mp 119–120 °C; ¹H NMR (400 MHz, CDCl₃) δ 7.58 (d, J = 3.9 Hz, 2H), 7.33 (s, 1H), 7.29–7.24 (m, 2H), 7.06 (d, J = 8.1 Hz, 1H), 6.95–6.92 (m, 1H), 3.52–3.36 (m, 2H), 2.48 (s, 3H); ¹³C NMR (100 MHz, CDCl₃) δ 160.3, 153.1, 153.0, 144.4, 135.6, 134.7, 130.9, 130.1, 128.0, 127.3, 126.3, 126.1, 117.2, 117.0, 116.3, 115.3, 21.7, 17.4; HRMS (ESI) m/z calcd for C₁₈H₁₃ClNO₂ [M + H]⁺ 310.0629, found 310.0626.

2-(7-Methyl-2-oxo-4-m-tolyl-2H-chromen-3-yl)acetonitrile (2x). Yellow oil (43.4 mg, 50% yield); ¹H NMR (400 MHz, CDCl₃) δ 7.50–7.47 (m, 1H), 7.38 (d, J = 7.9 Hz, 1H), 7.22 (s, 1H), 7.12–7.10 (m, 2H), 7.04–6.98 (m, 2H), 3.42 (s, 2H), 2.47 (s, 6H); ¹³C NMR (100 MHz, CDCl₃) δ 160.6, 154.9, 153.1, 143.9, 139.3, 133.0, 130.5, 129.3, 128.4, 127.7, 125.9, 125.0, 117.5, 117.0, 116.7, 114.8, 21.7, 21.5, 17.5; HRMS (ESI) m/z calcd for C₁₉H₁₆NO₂ [M + H]⁺ 290.1176, found 290.1177.

2-(4-([1,1'-Biphenyl]-4-yl)-7-methyl-2-oxo-2H-chromen-3-yl)acetonitrile (2y). Yellow solid (67.4 mg, 64% yield); mp 110–111 °C; ¹H NMR (400 MHz, CDCl₃) δ 7.84 (d, J = 8.3 Hz, 2H), 7.71 (dd, J = 5.2, 3.3 Hz, 2H), 7.54 (dd, J = 10.2, 4.8 Hz, 2H), 7.45–7.41 (m, 3H), 7.28 (d, J = 7.3 Hz, 1H), 7.07 (s, 2H), 3.50 (s, 2H), 2.50 (s, 3H); ¹³C NMR (100 MHz, CDCl₃) δ 160.6, 154.4, 153.2, 144.1, 142.7, 139.8, 131.8, 129.1, 128.5, 128.1, 128.0, 127.6, 127.2, 125.9, 117.4, 117.2, 116.7, 115.1, 21.7, 17.6; HRMS (ESI) m/z calcd for C₂₄H₁₈NO₂ [M + H]⁺ 352.1332, found 352.1330.

2-(7-Methyl-4-(naphthalen-2-yl)-2-oxo-2H-chromen-3-yl)acetonitrile (2z). Yellow oil (61.4 mg, 63% yield); ¹H NMR (400 MHz, CDCl₃) δ 8.09 (d, J = 8.5 Hz, 1H), 8.01–7.94 (m, 2H), 7.85 (d, J = 0.7 Hz, 1H), 7.69–7.62 (m, 2H), 7.41 (dd, J = 8.4, 1.7 Hz, 1H), 7.28–7.27 (m, 1H), 7.04–6.99 (m, 2H), 3.51–3.42 (m, 2H), 2.49 (s, 3H); ¹³C NMR (100 MHz, CDCl₃) δ 160.6, 154.7, 153.1, 144.1, 133.4, 133.0, 130.4, 130.2, 129.4, 128.5, 128.4, 128.0, 127.7, 127.6, 127.6, 127.4, 125.9, 125.0, 117.5, 117.2, 116.7, 115.2, 21.7, 17.6; HRMS (ESI) m/z calcd for C₂₂H₁₆NO₂ [M + H]⁺ 326.1176, found 326.1176.

3-(2-Oxopropyl)-4-phenyl-2H-chromen-2-one (3a). Yellow solid (56.7 mg, 68% yield); mp 123–124 °C; ¹H NMR (400 MHz, CDCl₃) δ 7.54–7.49 (m, 4H), 7.40 (dd, J = 8.3, 1.0 Hz, 1H), 7.28–

7.26 (m, 2H), 7.19–7.15 (m, 1H), 7.04 (dd, $J = 8.0, 1.5$ Hz, 1H), 3.52 (s, 2H), 2.20 (s, 3H); ^{13}C NMR (100 MHz, CDCl_3) δ 204.8, 161.6, 153.0, 152.8, 134.2, 131.3, 129.1, 128.9, 128.1, 127.4, 124.2, 121.0, 120.4, 116.8, 43.1, 30.2; HRMS (ESI) m/z calcd for $\text{C}_{18}\text{H}_{15}\text{O}_3$ $[\text{M} + \text{H}]^+$ 279.1016, found 279.1011.

7-Ethyl-3-(2-oxopropyl)-4-phenyl-2H-chromen-2-one (3c). Yellow oil (68.0 mg, 74% yield); ^1H NMR (400 MHz, CDCl_3) δ 7.51 (dd, $J = 5.1, 1.9$ Hz, 3H), 7.27–7.23 (m, 3H), 7.00 (d, $J = 1.6$ Hz, 1H), 6.94 (d, $J = 8.2$ Hz, 1H), 3.49 (s, 2H), 2.74 (q, $J = 7.6$ Hz, 2H), 2.18 (s, 3H), 1.27 (t, $J = 7.6$ Hz, 3H); ^{13}C NMR (100 MHz, CDCl_3) δ 204.9, 161.9, 153.1, 148.7, 134.4, 129.0, 128.8, 128.1, 127.2, 124.2, 119.8, 118.2, 115.7, 43.0, 30.2, 28.8, 15.2; HRMS (ESI) m/z calcd for $\text{C}_{20}\text{H}_{19}\text{O}_3$ $[\text{M} + \text{H}]^+$ 307.1329, found 307.1329.

7-tert-Butyl-3-(2-oxopropyl)-4-phenyl-2H-chromen-2-one (3e). Yellow oil (78.2 mg, 78% yield); ^1H NMR (400 MHz, CDCl_3) δ 7.51 (dd, $J = 5.0, 1.9$ Hz, 3H), 7.41 (d, $J = 1.9$ Hz, 1H), 7.28–7.19 (m, 3H), 6.97 (d, $J = 8.4$ Hz, 1H), 3.50 (s, 2H), 2.18 (s, 3H), 1.35 (s, 9H); ^{13}C NMR (100 MHz, CDCl_3) δ 204.9, 162.0, 155.7, 152.9, 152.9, 134.4, 129.0, 128.8, 128.1, 127.0, 121.7, 120.0, 118.0, 113.5, 43.0, 35.1, 31.1, 30.2; HRMS (ESI) m/z calcd for $\text{C}_{22}\text{H}_{23}\text{O}_3$ $[\text{M} + \text{H}]^+$ 335.1642, found 335.1640.

7-Bromo-3-(2-oxopropyl)-4-phenyl-2H-chromen-2-one (3k). Yellow solid (74.8 mg, 70% yield); mp 101–102 °C; ^1H NMR (400 MHz, CDCl_3) δ 7.55–7.50 (m, 4H), 7.29–7.23 (m, 3H), 6.89 (d, $J = 8.5$ Hz, 1H), 3.49 (s, 2H), 2.18 (s, 3H); ^{13}C NMR (100 MHz, CDCl_3) δ 204.5, 160.9, 153.0, 152.4, 133.7, 129.3, 129.1, 128.5, 128.0, 127.6, 125.1, 121.3, 119.9, 119.5, 43.1, 30.3; HRMS (ESI) m/z calcd for $\text{C}_{18}\text{H}_{14}\text{BrO}_3$ $[\text{M} + \text{H}]^+$ 357.0121, found 357.0120.

Methyl 2-(2-oxo-4-phenyl-2H-chromen-3-yl)acetate (4a).²³ Yellow solid (122.0 mg, 83% yield); mp 115–116 °C; ^1H NMR (400 MHz, CDCl_3) δ 7.56–7.49 (m, 4H), 7.38 (dd, $J = 8.3, 0.8$ Hz, 1H), 7.30–7.28 (m, 2H), 7.19–7.14 (m, 1H), 7.05 (dd, $J = 8.0, 1.5$ Hz, 1H), 3.67 (s, 3H); 3.41 (s, 2H); ^{13}C NMR (100 MHz, CDCl_3) δ 170.8, 161.5, 153.0, 152.9, 134.0, 131.5, 129.2, 129.0, 128.2, 127.6, 124.3, 120.4, 120.2, 116.8, 52.2, 34.2.

2-(2-Oxo-4-phenyl-2H-chromen-3-yl)acetamide (5a). Yellow solid (128.4 mg, 92% yield); mp 89–90 °C; ^1H NMR (400 MHz, $\text{DMSO}-d_6$) δ 7.61–7.54 (m, 4H), 7.47 (d, $J = 8.3$ Hz, 1H), 7.39 (s, 1H), 7.34 (d, $J = 7.5$ Hz, 2H), 7.27–7.23 (m, 1H), 6.95 (d, $J = 8.1$ Hz, 2H), 3.12 (s, 2H); ^{13}C NMR (100

MHz, DMSO-*d*₆) δ 171.2, 161.2, 152.7, 152.1, 134.4, 131.8, 129.4, 129.3, 128.6, 127.4, 124.9, 121.8, 120.6, 116.8, 35.6; HRMS (ESI) *m/z* calcd for C₁₇H₁₄NO₃ [M + H]⁺ 280.0968, found 280.0970.

■ ASSOCIATED CONTENT

Supporting Information

The Supporting Information is available free of charge on the ACS Publications website at DOI:

Copies of ¹H NMR and ¹³C NMR spectra for all products, and the crystal structures of **2h** and **2u**.

■ AUTHOR INFORMATION

Corresponding Author

*E-mail: sunpeipei@njnu.edu.cn

Notes

The authors declare no competing financial interest.

■ ACKNOWLEDGMENTS

This work was supported by the National Natural Science Foundation of China (Project 21272117, 21502097, 21672104), the Key International (Regional) Joint Research Program of NSFC (Grant No. 21420102002), the Natural Science Foundation of the Education Department of Jiangsu province (15KJB150015), and the Priority Academic Program Development of Jiangsu Higher Education Institutions. The authors also thank Mr. Hailong Liu for the determination of HRMS.

■ REFERENCES

- (1) (a) Rappoport, Z. *Chemistry of the Cyano Group*; John Wiley & Sons: London, 1970. (b) Fleming, F. F. *Nat. Prod. Rep.* **1999**, *16*, 597. (c) Fleming, F. F.; Yao, L.; Ravikumar, P. C.; Funk, L.; Shook, B. C. *J. Med. Chem.* **2010**, *53*, 7902.
- (2) (a) Larock, R. C. *Comprehensive Organic Transformations: A Guide to Functional Group Preparations*; VCH: New York, 1989. (b) Anbarasan, P.; Schareina, T.; Beller, M. *Chem. Soc. Rev.* **2011**, *40*, 5049. (c) Wang, M.-X. *Acc. Chem. Res.* **2015**, *48*, 602.
- (3) (a) Wang, R.; Falck, J. R. *RSC Adv.* **2014**, *4*, 1062. (b) Wen, Q.; Lu, P.; Wang, Y. *RSC Adv.* **2014**, *4*, 47806. (c) Kou, X.; Fan, J.; Tong, X.; Shen, Z. *Chin. J. Org. Chem.* **2013**, *33*, 1407.

- (4) (a) Chatani, N.; Hanafusa, T. *J. Org. Chem.* **1986**, *51*, 4714. (b) Sammis, G. M.; Jacobsen, E. N. *J. Am. Chem. Soc.* **2003**, *125*, 4442. (c) Mita, T.; Sasaki, K.; Kanai, M.; Shibasaki, M. *J. Am. Chem. Soc.* **2005**, *127*, 514. (d) Yamaguchi, K.; Xu, N.; Jin, X.; Suzuki K.; Mizuno, N. *Chem. Commun.* **2015**, *51*, 10034.
- (5) (a) Anbarasan, P.; Neumann, H.; Beller, M. *Angew. Chem., Int. Ed.* **2011**, *50*, 519. (b) Pawar, A. B.; Chang, S. *Org. Lett.* **2015**, *17*, 660.
- (6) (a) Gong, T.-J.; Xiao, B.; Cheng, W.-M.; Su, W.; Xu, J.; Liu, Z.-J.; Liu, L.; Fu, Y. *J. Am. Chem. Soc.* **2013**, *135*, 10630. (b) Li, J.; Ackermann, L. *Angew. Chem., Int. Ed.* **2015**, *54*, 3635. (c) Liu, W.; Ackermann, L. *Chem. Commun.* **2014**, *50*, 1878. (d) Dong, J.; Wu, Z.; Liu, Z.; Liu, P.; Sun, P. *J. Org. Chem.* **2015**, *80*, 12588.
- (7) (a) Kou, X.; Zhao, M.; Qiao, X.; Zhu, Y.; Tong, X.; Shen, Z. *Chem.–Eur. J.* **2013**, *19*, 16880. (b) Zhu, Y.; Zhao, M.; Lu, W.; Li, L.; Shen, Z. *Org. Lett.* **2015**, *17*, 2602. (c) Zhu, Y.; Li, L.; Shen, Z. *Chem.–Eur. J.* **2015**, *21*, 13246. (d) Pan, C.; Jin, H.; Xu, P.; Liu, X.; Cheng, Y.; Zhu, C. *J. Org. Chem.* **2013**, *78*, 9494. (e) Zhao, M.; Zhang, W.; Shen, Z. *J. Org. Chem.* **2015**, *80*, 8868.
- (8) Lypez, R.; Palomo, C. *Angew. Chem., Int. Ed.* **2015**, *54*, 13170.
- (9) (a) Li, Y.; Liu, B.; Li, H.-B.; Wang, Q.; Li, J.-H. *Chem. Commun.* **2015**, *51*, 1024. (b) Bunescu, A.; Wang, Q.; Zhu, J. *Angew. Chem., Int. Ed.* **2015**, *54*, 3132. (c) Chatalova-Sazepin, C.; Wang, Q.; Sammis, G. M.; Zhu, J. *Angew. Chem., Int. Ed.* **2015**, *54*, 5443. (d) Li, Z.; Xiao, Y.; Liu, Z.-Q. *Chem. Commun.* **2015**, *51*, 9969. (e) Pan, C.; Zhang, H.; Zhu, C. *Org. Biomol. Chem.* **2015**, *13*, 361. (f) Chu, X.-Q.; Xing, Z.-H.; Meng, H.; Xu, X.-P.; Ji, S.-J. *Org. Chem. Front.* **2016**, *3*, 165.
- (10) (a) Santana, L.; Uriarte, E.; Roleira, F.; Milhazes, N.; Borges, F. *Curr. Med. Chem.* **2004**, *11*, 3239. (b) Dandriyal, J.; Singla, R.; Kumar, M.; Jaitak, V. *Eur. J. Med. Chem.* **2016**, *119*, 141. (c) Xu, Q.; Ouyang, J.; Yang, Y.; Ito, T.; Kido, J. *Appl. Phys. Lett.* **2003**, *83*, 4695.
- (11) Mantovani, A. C.; Goulart, T. A. C.; Back, D. F.; Menezes, P. H.; Zeni, G. *J. Org. Chem.* **2014**, *79*, 10526.
- (12) Li, Y.; Lu, Y.; Qiu, G.; Ding, Q. *Org. Lett.* **2014**, *16*, 4240.
- (13) Mi, X.; Wang, C.; Huang, M.; Zhang, J.; Wu, Y.; Wu, Y. *Org. Lett.* **2014**, *16*, 3356.
- (14) Wei, W.; Wen, J.; Yang, D.; Guo, M.; Wang, Y.; You, J.; Wang, H. *Chem. Commun.* **2015**,

51, 768.

(15) Yang, W.; Yang, S.; Li, P.; Wang, L. *Chem. Commun.* **2015**, 51, 7520.

(16) (a) Yan, K.; Yang, D.; Wei, W.; Wang, F.; Shuai, Y.; Li, Q.; Wang, H. *J. Org. Chem.* **2015**, 80, 1550. (b) Liu, T.; Ding, Q.; Zong, Q. Qiu, G. *Org. Chem. Front.* **2015**, 2, 670.

(17) Fu, W.; Zhu, M.; Zou, G.; Xu, C.; Wang, Z.; Ji, B. *J. Org. Chem.* **2015**, 80, 4766.

(18) Ni, S.; Cao, J.; Mei, H.; Han, J.; Li, S.; Pan, Y. *Green Chem.* **2016**, 18, 3935.

(19) Liu, T.; Ding, Q.; Qiu, G.; Wu, J. *Tetrahedron* **2016**, 72, 279.

(20) (a) Ji, J.; Liu, P.; Sun, P. *Chem. Commun.* **2015**, 51, 7546. (b) Du, B.; Jin, B.; Sun, P. *Org. Lett.* **2014**, 16, 3032. (c) Xu, Y.; Cong, T.; Liu, P.; Sun, P. *Org. Biomol. Chem.* **2015**, 13, 9742.

(21) CCDC 1501379 (**2h**) and CCDC 1495624 (**2u**) contain supplementary crystallographic data for this paper.

(22) Song, C. E.; Jung, D.; Choung, S. Y.; Roh, E. J.; Lee, S. *Angew. Chem., Int. Ed.* **2004**, 43, 6183.

(23) Gabriele, B.; Mancuso, R.; Salerno, G.; Plastina, P. *J. Org. Chem.* **2008**, 73, 756.