

Article

Lanthanide-catalyzed oxyfunctionalization of 1,3-diketones, acetoacetic esters, and malonates by oxidative C-O coupling with malonyl peroxides

Alexander Olegovich Terent'ev, Vera A. Vil', Evgenii S. Gorlov,
Gennady Ivanovich Nikishin, Kasimir K. Pivnitsky, and Waldemar Adam

J. Org. Chem., **Just Accepted Manuscript** • DOI: 10.1021/acs.joc.5b02233 • Publication Date (Web): 08 Jan 2016

Downloaded from <http://pubs.acs.org> on January 18, 2016

Just Accepted

"Just Accepted" manuscripts have been peer-reviewed and accepted for publication. They are posted online prior to technical editing, formatting for publication and author proofing. The American Chemical Society provides "Just Accepted" as a free service to the research community to expedite the dissemination of scientific material as soon as possible after acceptance. "Just Accepted" manuscripts appear in full in PDF format accompanied by an HTML abstract. "Just Accepted" manuscripts have been fully peer reviewed, but should not be considered the official version of record. They are accessible to all readers and citable by the Digital Object Identifier (DOI®). "Just Accepted" is an optional service offered to authors. Therefore, the "Just Accepted" Web site may not include all articles that will be published in the journal. After a manuscript is technically edited and formatted, it will be removed from the "Just Accepted" Web site and published as an ASAP article. Note that technical editing may introduce minor changes to the manuscript text and/or graphics which could affect content, and all legal disclaimers and ethical guidelines that apply to the journal pertain. ACS cannot be held responsible for errors or consequences arising from the use of information contained in these "Just Accepted" manuscripts.



ACS Publications

Lanthanide-catalyzed oxyfunctionalization of 1,3-diketones, acetoacetic esters, and malonates by oxidative C-O coupling with malonyl peroxides

Alexander O. Terent'ev,^{†*} Vera A. Vil',[†] Evgenii S. Gorlov,[†] Gennady I. Nikishin,[†] Kasimir K.

Pivnitsky,[†] Waldemar Adam^{‡,§}

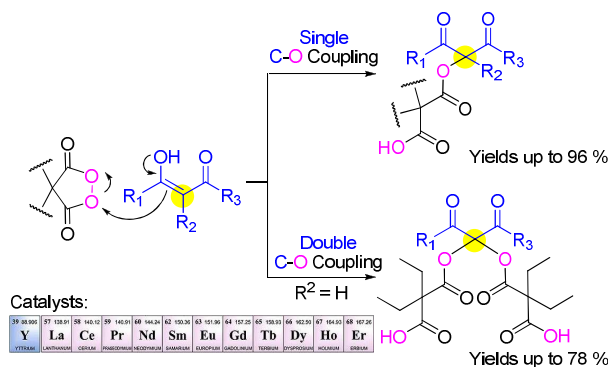
[†] N. D. Zelinsky Institute of Organic Chemistry, Russian Academy of Sciences, 47 Leninsky prospekt, Moscow, 119991 Russian Federation.

[‡] Institute of Organic Chemistry, University of Würzburg, Am Hubland, D-97074 Würzburg, Germany.

[§] Department of Chemistry, Facundo Bueso 110, University of Puerto Rico, Rio Piedras, Puerto Rico 00931, USA.

CORRESPONDING AUTHOR'S E-MAIL ADDRESS: terentev@ioc.ac.ru

TABLE OF CONTENTS/ABSTRACT GRAPHIC:



Abstract: The lanthanide-catalyzed oxidative C–O coupling of 1,3-dicarbonyl compounds with diacyl peroxides, specifically the cyclic malonyl peroxides, has been developed. An important feature of this new reaction concerns the advantageous role of the peroxide acting both as oxidant and reagent for C–O coupling. It is shown that lanthanide salts may be used in combination with peroxides for selective oxidative transformations. The vast range of lanthanide salts (La, Ce, Pr, Nd, Sm, Eu, Gd, Tb, Dy, Ho, Er, Y) catalyzes oxidative C–O coupling much more efficiently than other used *Lewis* and *Bronsted*

acids. This oxidative cross-coupling protocol furnishes mono and double C–O coupling products chemo-selectively in high yields with a broad substrate scope. The double C–O coupling products may be hydrolyzed to vicinal tricarbonyl compounds, which are otherwise cumbersome to prepare. Based on the present experimental results, a nucleophilic substitution mechanism is proposed for the C–O coupling process in which the lanthanide metal ion serves as Lewis acid to activate the enol of the 1,3-dicarbonyl substrate. The side reactions – chlorination and hydroxylation of the 1,3-dicarbonyl partners – may be minimized under proper conditions.

INTRODUCTION

The construction of chemical bonds by oxidative cross-coupling (cross-dehydrogenative coupling) is a promising and thriving field of modern organic chemistry. The formation of the new bond occurs with high atom efficiency and no functional groups are required.¹ Oxidative C–C coupling reactions were studied most thoroughly; much literature has been amassed over the years.² Of the other types of coupling reactions (C–N, C–P, and C–O), the oxidative coupling to form the C–O bond between the partners is the more difficult.³ One reason, unfortunately C–O coupling is generally accompanied by oxidation of the C partner into carbonyl products.⁴

Recently we communicated an efficient method for oxidative C–O coupling, in which one of the reagents, the diacyl peroxide, acts both as an O component and as the oxidizing agent of the double bond. The latter is contained in the 1,3-dicarbonyl partner through enolization.⁵ Usually, in the oxidation of a double bond by peroxides oxygen-atom transfer takes place.⁶ The advantageous feature of the present reaction is the unusual chemical behavior of the peroxide: instead of oxygen-atom transfer by means of C–O bonding, the oxygen atom of the peroxide links together the two partners to afford the product. For emphasis, the present study embraces three aspects of modern synthetic chemistry: 1) the use of peroxides for the development of oxidative processes, 2) the selective oxyfunctionalization of 1,3-dicarbonyl substrates, and 3) the discovery of lanthanide to effect C–O coupling through Lewis-acid catalysis.

The 2-oxy-1,3-dicarbonyl fragment is widely represented in natural products and pharmaceuticals. Well known examples are the azaphilones,⁷ tetracycline antibiotics,⁸ and barbituric acids.⁹ Representatives of the extensive family of the azaphilones are analogues of chlorofusin, mitorubrin and sclerotiorin. The isolation, modification and synthesis of these natural products have received increased attention due to their antimicrobial,¹⁰ antifungal¹¹ and antiviral¹² activity. Tetracycline antibiotics, most of which contain a 2-hydroxy-1,3-dicarbonyl fragment, have been used worldwide for over 50 years in the treatment of infectious diseases.¹³ The introduction of the RC(O)O substituent in the 5-position of the barbituric acid significantly increased the analgesic activity.⁹ Thus, the development of a selective method for the efficient acyloxy-functionalization of the 1,3-dicarbonyl group comprises currently a desirable and timely task.

Cyclic diacyl peroxides have been prepared since the 1950s,¹⁴ but only recently has this latent field of peroxide chemistry been rejuvenated, specifically for synthetic methodology. Significant current examples are the use of cyclic diacyl peroxides for the stereoselective dihydroxylation of alkenes,¹⁵ arene oxidation catalyzed by hexafluoroisopropanol or trifluoroethanol,¹⁶ selective arylation¹⁷ and benzoyloxylation,^{17d} and the [3 + 2] cycloaddition of arynes to azides resulting in benzotriazoles.¹⁸

The oxyfunctionalization of 1,3-dicarbonyl compounds and their hetero analogs were previously limited to hydroxylation,¹⁹ peroxidation,²⁰ and the coupling of N–O fragments²¹ and phenols.²² In a number of studies substituted 2-acyloxy-1,3-dicarbonyl products were synthesized by using hypervalent iodine compounds,²³ Bu₄Ni/t-BuOOH,²⁴ manganese(III) acetate,²⁵ lead(IV) acetate,²⁶ and iron(III) salts.²⁷ To achieve the benzoyloxylation with the less reactive benzoyl peroxide as oxidant, the dicarbonyl substrates had to be previously activated by transformation into enamines,²⁸ copper complexes²⁹ or enolates.³⁰ Unlike α -hydroxylation, methods for the intermolecular oxidative acyloxy-functionalization of 1,3-dicarbonyl compounds by diacyl peroxides appear not to have been reported. A detailed account of such an efficient single C–O coupling of 1,3-dicarbonyl substrates with malonyl peroxides is presented herein. It should be appreciated that the current method not only makes the α -hydroxylated 1,3-dicarbonyl substrates accessible by saponification of the single-C–O coupling products

prepared herein, but the pendant carboxylic-acid functionality in the α -acyloxy substituent offers the opportunity for further functionalization and linking to biologically and pharmaceutically relevant targets. Furthermore, despite numerous attempts,³¹ double 2-oxyfunctionalization of 1,3-dicarbonyl substrates are extremely rare because oxidative fragmentation and dimerization occur.³² Our additional incentive for the present study was to develop methods double oxidative 2-oxyfunctionalization of 1,3-dicarbonyl substrates with the formation of polyfunctional products bearing carboxylic-acid groups for further synthetic modification. For example, double C-O coupling products containing six carbonyl groups offer promising perspectives for the complexation of diverse metal ions.³³ Similar 2-oxyfunctionalized 1,3-dicarbonyl compounds react with hydrazine, hydroxylamine and amidrazones to form respectively the important heterocycles pyrazoles,³⁴ isoxazoles,^{34a} 1,2,4-triazines,³⁵ and pyridines³⁶.

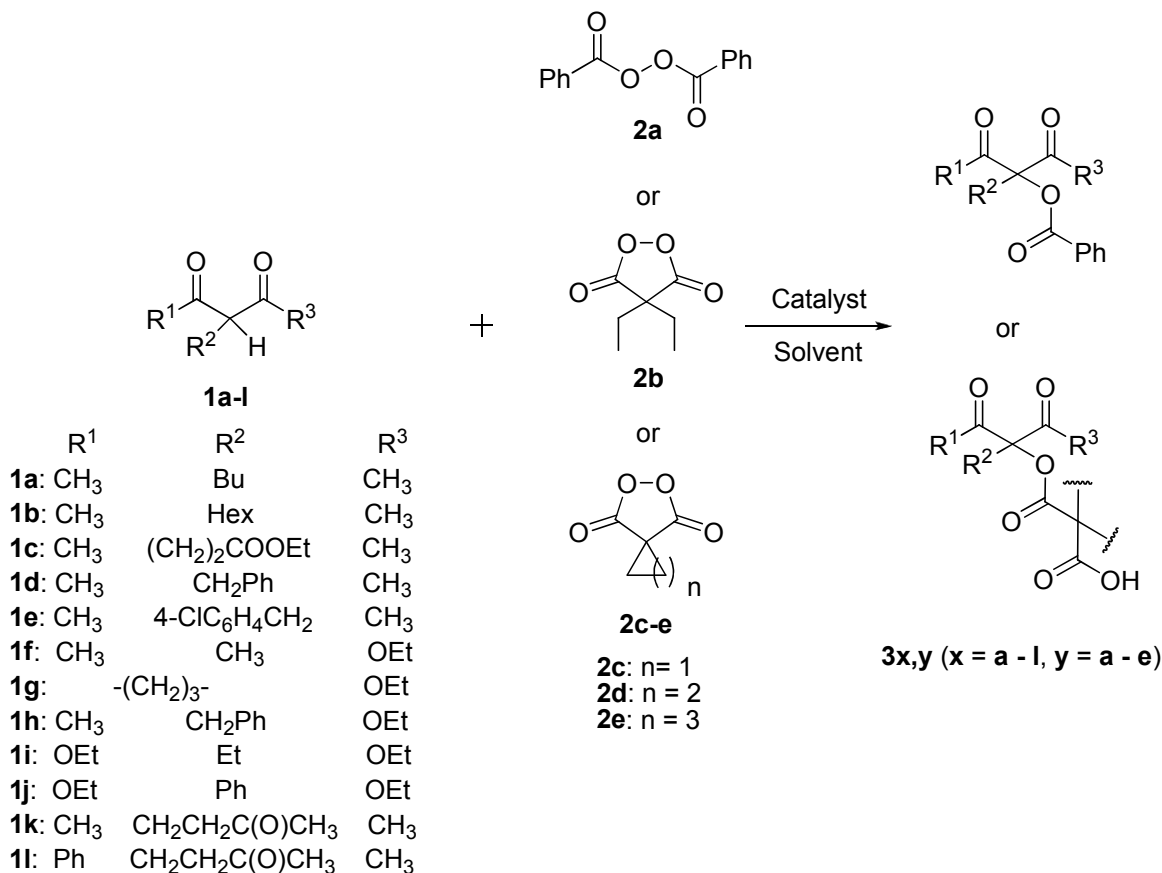
Synthetic strategy nowadays expects the use of catalysis to provide efficiency.³⁷ In view of our established interest in lanthanide catalysts, which have been widely used in biology, chemistry, material science, and medicine,³⁸ we demonstrated in our preliminary communication⁵ that lanthanides are choice catalysts for our current purpose. [a] These mild but effective Lewis acids³⁹ do not decompose the diacyl peroxide, instead they activate them by increasing their electrophilic propensity. [b] Possibly, diacyl peroxides do not oxidize effectively anion in lanthanide salts. [c] In view of the high coordination capacity⁴⁰ of lanthanides, we anticipate that both the 1,3-dicarbonyl substrate and the diacyl-peroxide oxidant are ligated simultaneously to the lanthanum metal center, a desirable proximity for enhancing reactivity. Moreover, besides their favorable catalytic activity, the unique spectroscopic properties of lanthanide ions (long-lived excited-state lifetimes), lanthanide complexes have been employed as luminescent probes and biosensors for cellular imaging in MRI and immunoassay.⁴¹ Also worthy of mention are the diverse systems for radiometric sensing and displacement assay of different chemical and biochemical substrates based on lanthanides.⁴² In organic chemistry the lanthanides are used, among other applications, as mild Lewis acids. Of this fortunate property we have made good use in the present study.⁴³

In the present work we demonstrate that for reactive 1,3-dicarbonyl substrates the oxidative C-O coupling is general with high catalytic efficiency for a variety of lanthanide (III) salts.

RESULTS AND DISCUSSION

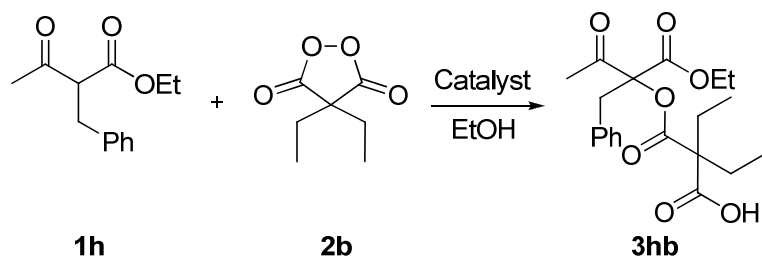
The reaction panorama of the lanthanide-catalyzed C-O oxidative coupling process is displayed in Scheme 1, in which explicitly the reaction partners are specified: On the one hand, the dicarbonyl substrates **1** (C components) were selected, and on the other hand, the diacyl peroxides **2** partners (O components), to afford the coupling products **3**. The structure of the C components was varied to include the most reactive β -diketones **1a-e**, the moderately reactive β -oxoesters **1f-h**, and the towards oxidation persistent malonic esters **1i,j**, and substrates **1k,l**. The latter contain an additional carbonyl function, but in the δ position remote of the reaction center. As oxidants (O components) we have chosen the diacyl peroxides **2**, including the industrially important non-cyclic benzoyl peroxide **2a** and the cyclic diacyl peroxides **2b-e**. To clarify the codification of the coupling product **3**, the first letter index refers to the dicarbonyl substrate **1**, the second letter index to the diacyl peroxide oxidant **2**; thus, the product **3hb** is obtained in the coupling of substrate **1h** with peroxide **2b**. The coupling was performed both in the presence and absence of transition-metal and non-transition-metal *Lewis* and *Bronsted acid*-type catalysts.

Scheme 1. Single oxidative C-O coupling of dicarbonyl compounds **1** with diacyl peroxides **2** to afford the C-O coupling products **3**.



Our best results of the transition-metal-catalyzed C-O coupling are exhibited in Table 1, for which we have selected the moderately reactive dicarbonyl substrate 2-benzyl-3-oxobutanoate **1h** and the effective oxidant diethylmalonyl peroxide **2b** as partner, in compliance with our previously communicated success.⁵ Optimization of the reaction conditions by varying the reaction time, solvent, and temperature revealed that the C-O coupling reaction runs most efficiently in ethanol at 40 °C for 6 h (see *Supplementary Material* for details).

Table 1. Substrate conversions and product yields in the single oxidative C–O coupling of substrate **1h** with diacyl peroxide **2b** catalyzed by transition-metal salts.^a



| Entry | Catalyst | Convsn 1h , % | Yield 3hb , % ^b |
|-------|--|----------------------|-----------------------------------|
| 1 | Without catalyst | 27 | 21 (25) |
| 2 | LaCl ₃ ·7H ₂ O | 100 | 95 (97) |
| 3 | CeCl ₃ ·7H ₂ O | 100 | 96 (97) |
| 4 | PrCl ₃ ·6H ₂ O | 100 | 92 (96) |
| 5 | NdCl ₃ ·6H ₂ O | 100 | 93 (98) |
| 6 | SmCl ₃ ·6H ₂ O | 100 | 95 (97) |
| 7 | GdCl ₃ ·6H ₂ O | 100 | 93 (96) |
| 8 | TbCl ₃ ·6H ₂ O | 100 | 96 (98) |
| 9 | DyCl ₃ ·6H ₂ O | 100 | 96 (98) |
| 10 | HoCl ₃ ·6H ₂ O | 100 | 95 (97) |
| 11 | Er(OAc) ₃ ·4H ₂ O | 100 | 93 (97) |
| 12 | Eu(NO ₃) ₃ ·6H ₂ O | 100 | 94 (96) |
| 13 | La(NO ₃) ₃ ·6H ₂ O | 100 | 96 (98) |
| 14 | YCl ₃ ·6H ₂ O | 100 | 85 (90) |

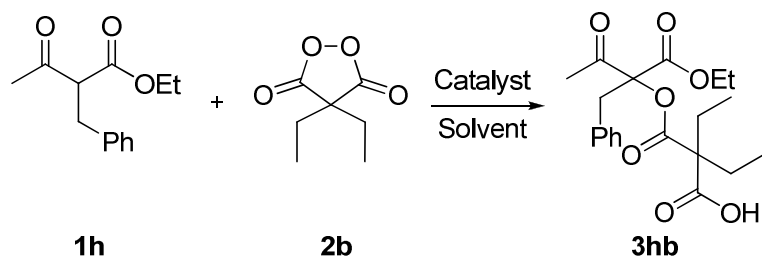
^a **General synthetic procedure:** Catalyst (0.2 mol per mole of **1h**) was added with stirring to a solution of **1h** (500.0 mg, 2.27 mmol) in EtOH (10 mL). The reaction mixture was stirred at 20–25 °C for 5 min, then peroxide **2b** (538.5 mg, 3.41 mmol, molar ratio: 1.5 mol **2b** / 1 mol oxoester **1h**) was added. The mixture was heated to 40 °C and stirred for 6 h.

^b Yields are based on isolated product; the values in parentheses were determined by ¹H-NMR spectroscopy.

In the absence of transition-metal salts, the C–O coupling of **1h** with **2b** results **3hb** in low yield (Table 1, entry 1). In contrast, excellent catalytic activity was achieved with all lanthanide salts, affording the coupling product **3hb** in high yields (92-96%), as shown in Table 1 (see entries 2-13). The counter ion (acetate, chloride, or nitrate) in the lanthanide salt did not influence the high yields of coupling product **3hb** (compare entries 2 – 10 with entries 11 – 13 in Table 1). When the rare-earth salt yttrium chloride was used as catalyst, a slightly decreased yield of 85% was observed (Table 1, entry 14). It was found that the C-O coupling product **3hb** may be prepared in excellent yields under water - alcohol (7/3 volume ratio) conditions (see *Supplementary Material* for details, Table S-1 entries 13-14).

The advantage and importance of lanthanide catalysis in the oxidative C-O coupling between the dicarbonyl substrate **1h** with diacyl peroxide **2b** are emphasized by the data of Table 2, in which we probed a number of non-transition-metal *Lewis* and *Bronsted* acids. These comprise the widely used *Lewis* acids AlCl₃ and the tin(II) and tin(IV) chlorides, which proved to be effective catalysts for the preparation of geminal bishydroperoxides⁴⁴ and cyclic triperoxides.⁴⁵ Also the aprotic I₂ was employed, which proved useful for the peroxidation of alkenes, enol esters and acetals.⁴⁶ Moreover, we tested heteropoly acids – phosphomolybdic and phosphotungstic acids – which were previously shown to be effective catalysts for the peroxidation of carbonyl compounds.⁴⁷ The strong *Bronsted* acids p-TsOH, H₂SO₄, and HClO₄ – traditional protic catalysts in preparative peroxidation chemistry⁴⁸ – were as well tried.

Table 2. Substrate conversions and product yields in the single oxidative C–O coupling of substrate **1h** with diacyl peroxide **2b** catalyzed by non-transition-metal Lewis and Bronsted acids.^a



| Entry | Catalyst (per mol 1h) | Solvent | Convsn 1h , % | Yield 3hb , % ^b |
|----------------|--|---------------------------------|----------------------|-----------------------------------|
| 1 | AlCl ₃ (0.2) | CH ₂ Cl ₂ | >99 | 71 (79) ^c |
| 2 | SnCl ₂ ·2H ₂ O (0.2) | CH ₂ Cl ₂ | 3 | trace |
| 3 | SnCl ₄ ·5H ₂ O (0.2) | CH ₂ Cl ₂ | 8 | trace |
| 4 ^d | I ₂ (1) | CH ₃ CN | <5 | 0 |
| 5 | Phosphomolybdic acid (0.5) | EtOH | 33 | 28 (31) |
| 6 | Phosphotungstic acid (0.5) | EtOH | 52 | 47 (50) |
| 7 | p-TsOH (0.5) | EtOH | 32 | 25 (28) |
| 8 | H ₂ SO ₄ (0.5) | EtOH | 40 | 31 (34) |
| 9 | HClO ₄ (0.5) | EtOH | 42 | 34 (37) |

^a **General synthetic procedure:** Catalyst was added with stirring to a solution of **1h** (500.0 mg, 2.27 mmol) in solvent (10 mL). Then peroxide **2b** (538.5 mg, 3.41 mmol, molar ratio: 1.5 mol **2b** / 1 mol **1h**) was added. The mixture was heated to 40 °C and stirred for 6 h.

^b Yields are based on isolated product; the values in parentheses were determined by ¹H-NMR spectroscopy.

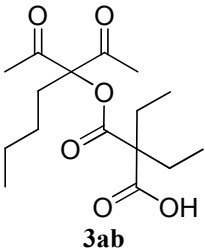
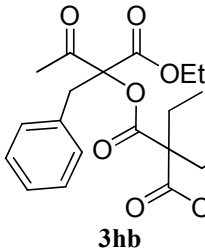
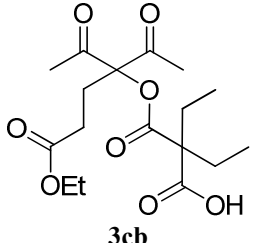
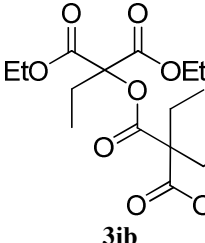
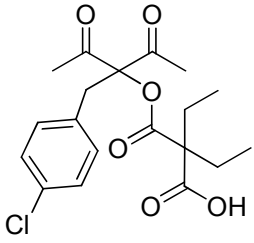
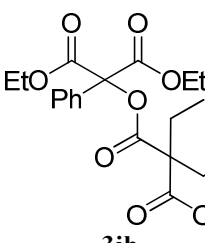
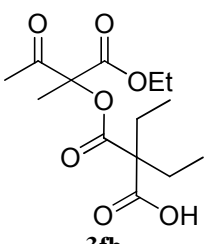
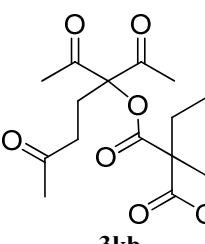
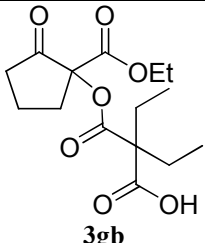
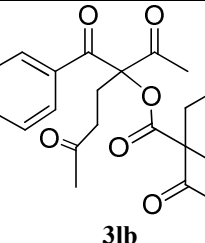
^c An inseparable mixture of undefined by-products makes up the rest.

^d The mixture was stirred for 24 h at room temperature (20–25 °C).

As the product data in Table 2 reveal, the oxidative C-O coupling with aluminum chloride afforded the target product **3hb** in 71% yield of isolated material (Table 2, entry 1), the best result in this list. The aprotic acids I_2 , $SnCl_2 \cdot 2H_2O$ and $SnCl_4 \cdot 5H_2O$ were inefficient as catalysts (Table 2, entries 2 - 4). The heteropoly acids (Table 2, entries 5 - 6) and protic acids p-TsOH, H_2SO_4 and $HClO_4$ (Table 2, entries 7-9) gave **3hb** in yields between 25 and 47%. Thus, the non-transition-metal *Lewis* and *Bronsted* acids are considerably less effective catalysts for oxidative coupling compared to the lanthanides salts.

A variety of dicarbonyl compounds of differing nucleophilic reactivity was scrutinized with diethylmalonyl peroxide **2b**, to explore the scope of substrate structure in this oxidative C-O coupling. The results are summarized in Table 3 for the β -diketones **1a,c,e**, the β -oxoesters **1f-h**, the malonic esters **1i,j**, and the β,δ -triketones **1k,l**. The coupling reactions were carried out under the optimized conditions presented in Table 1 similar to those used without catalyst, with catalyst $LaCl_3 \cdot 7H_2O$, and catalyst $La(NO_3)_3 \cdot 6H_2O$. The experiments in Table 3 for substrates **1f-h**, **1i-l** without catalyst were carried out to accentuate the importance of lanthanide catalysis.

Table 3. Structures of the coupling products, substrate conversions, and product yields in the single oxidative C–O coupling of substrates **1** with diacyl peroxide **2b**, catalyzed by lanthanum chloride and nitrate salts.^a

| C-O coupling products 3ab-lb | Catalyst | Convsn 1a-l , % | Yield 3ab-lb , % ^b | C-O coupling products 3ab-lb | Catalyst | Convsn 1a-l , % | Yield 3ab-lb , % ^b |
|---|--|------------------------------|---|--|--|------------------------------|---|
|  3ab | Without catalyst | 69 | 61 |  3hb | Without catalyst | 27 | 21 |
| | LaCl ₃ ·7H ₂ O | 84 | 77 | | LaCl ₃ ·7H ₂ O | 100 | 95 |
| | La(NO ₃) ₃ ·6H ₂ O | 79 | 62 | | La(NO ₃) ₃ ·6H ₂ O | 100 | 96 |
|  3cb | Without catalyst | 63 | 57 |  3ib | Without catalyst | 10 | 7 |
| | LaCl ₃ ·7H ₂ O | 97 | 85 | | LaCl ₃ ·7H ₂ O | 47 | 40 |
| | | | | | La(NO ₃) ₃ ·6H ₂ O | 23 | 20 |
|  3eb | Without catalyst | 72 | 65 |  3jb | Without catalyst | 13 | 9 |
| | LaCl ₃ ·7H ₂ O | 98 | 83 | | LaCl ₃ ·7H ₂ O | 61 | 56 |
| | | | | | La(NO ₃) ₃ ·6H ₂ O | 46 | 44 |
|  3fb | Without catalyst | 25 | 24 |  3kb | Without catalyst | 83 | 76 |
| | LaCl ₃ ·7H ₂ O | 91 | 75 | | LaCl ₃ ·7H ₂ O | 89 | 77 |
| | La(NO ₃) ₃ ·6H ₂ O | 73 | 61 | | La(NO ₃) ₃ ·6H ₂ O | 91 | 71 |
|  3gb | Without catalyst | 23 | 19 |  3lb | Without catalyst | 12 | 9 |
| | LaCl ₃ ·7H ₂ O | 96 | 84 | | LaCl ₃ ·7H ₂ O | 100 | 68 ^c |
| | | | | | La(NO ₃) ₃ ·6H ₂ O | 58 | 44 |

^a **General procedure:** dicarbonyl compound (500.0 mg), catalyst $\text{LaCl}_3 \cdot 7\text{H}_2\text{O}$ or $\text{La}(\text{NO}_3)_3 \cdot 6\text{H}_2\text{O}$ (0.2 mol catalyst per mole of substrate), peroxide **2b** (1.5 mol peroxide / mol substrate), EtOH (10 mL), 40 °C, 6 h.

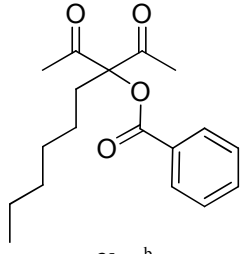
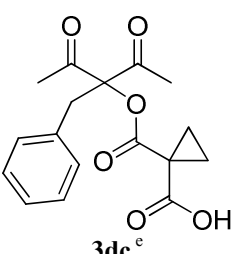
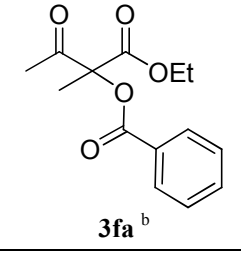
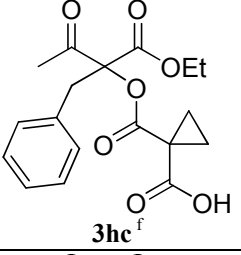
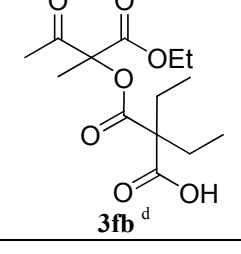
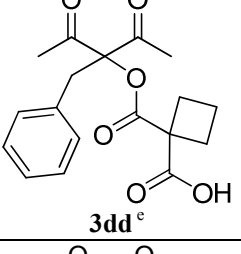
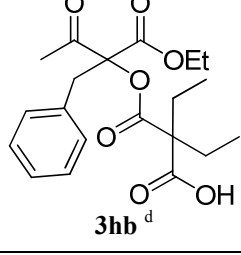
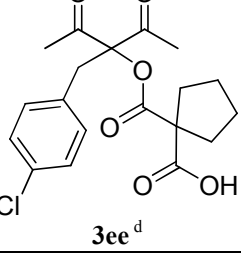
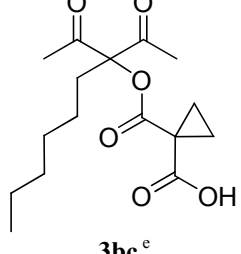
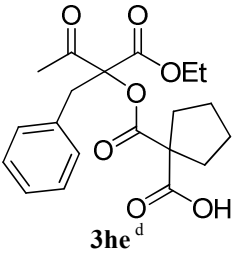
^b Yields are based on isolated product.

^c Additionally 21 % 3-benzoyl-3-chloro-2,6-heptanedione (**7**).

The high reactivity of β -diketones **1a,c,e** is evident in the first three entries of Table 3: even without catalyst the expected coupling products **3ab**, **3cb** and **3eb** were isolated in fair yields (57-65 %) at nearly equal (63-72%) conversion of the substrates. Using the catalysts $\text{LaCl}_3 \cdot 7\text{H}_2\text{O}$ and $\text{La}(\text{NO}_3)_3 \cdot 6\text{H}_2\text{O}$, however, the yields were upped appreciably to 77-85 % of isolated products. The advantage of lanthanide catalysis is convincingly demonstrated for the less reactive β -oxoesters **1f-h**: Without catalyst, low conversions (23-27%) of **1f-h** and poor yields (19-24 %) of the coupling products **3fb**, **3gb**, **3hb** were registered, whereas for the $\text{LaCl}_3 \cdot 7\text{H}_2\text{O}$ or $\text{La}(\text{NO}_3)_3 \cdot 6\text{H}_2\text{O}$ catalysts, the coupling products were isolated in a remarkably improved yields (61-96%) at nearly complete conversion of substrates. Nevertheless, coupling of the difficult-to-oxidize malonic esters **1i,j**^{21a} was realized only in low yields (20-56%) even with the help of $\text{LaCl}_3 \cdot 7\text{H}_2\text{O}$ or $\text{La}(\text{NO}_3)_3 \cdot 6\text{H}_2\text{O}$ catalysts. Puzzling are the results for the β,δ -triketones **1k,l** (last two entries in Table 3): While substrate **1k** afforded the coupling product **3kb** in high yield (71-77 %), irrespective of whether with or without lanthanide catalyst, for the related substrate **1l** the poor yield (9%) in the absence of lanthanide catalyst was significantly improved (68%) in the presence of $\text{LaCl}_3 \cdot 7\text{H}_2\text{O}$ catalyst; additionally, the chlorination product 3-benzoyl-3-chloro-2,6-heptanedione (**7**) was isolated in 21% yield. As expected on the basis of enol nucleophilicity, the reactivity of the substrate towards oxidation follows the β -diketones **1a-c** > β -oxoesters **1f-h** > malonic esters **1i,j** order, whereas the β,δ -triketones **1k,l** fall in between. For the oxoesters and malonic esters definitely lanthanide catalysis is essential, the $\text{LaCl}_3 \cdot 7\text{H}_2\text{O}$ is more effective than $\text{La}(\text{NO}_3)_3 \cdot 6\text{H}_2\text{O}$.

The reactivity of the various diacyl peroxides, namely benzoyl peroxide **2a** and the malonyl peroxides **2c-e**, was tested with the β -diketones **1b,d,e** and β -oxoesters **1f,h**. The coupling was performed either in the absence of catalyst or in the presence of $\text{LaCl}_3 \cdot 7\text{H}_2\text{O}$ or $\text{La}(\text{NO}_3)_3 \cdot 6\text{H}_2\text{O}$, depending on the oxidative power of the peroxide (Table 4). The yields of C-O coupling product **3ba** for the poorly reactive benzoyl peroxide **2a** with the highly reactive β -diketone **1b** substrate is given in the first data block in Table 4. Clearly, without catalyst only a trace of product **3ba** was obtained, with $\text{LaCl}_3 \cdot 7\text{H}_2\text{O}$ a high yield (72%) was observed, but with $\text{La}(\text{NO}_3)_3 \cdot 6\text{H}_2\text{O}$ the yield dropped to 6%. Similarly, for the combination of the less reactive β -oxoesters **1f** with peroxide **2a** (see second data block in Table 4) only traces of product **3fa** were formed in the absence of catalyst; both $\text{LaCl}_3 \cdot 7\text{H}_2\text{O}$ and $\text{La}(\text{NO}_3)_3 \cdot 6\text{H}_2\text{O}$ catalysts led to the poor yields of 26% and 5%. A clarifying remark is in order in regard to the poor yields with the $\text{La}(\text{NO}_3)_3 \cdot 6\text{H}_2\text{O}$ versus the $\text{LaCl}_3 \cdot 7\text{H}_2\text{O}$ catalyst for the benzoyl peroxide (**2a**). Note that not only are the product yields very low, but also the substrate conversions, namely 15% and 12% (see the first two data blocks in Table 4). This divergence in reactivity is only observed for the benzoyl peroxide (**2a**), the diacyl peroxide of marginal oxidative efficacy. Presumably, in such cases the differentiation in the catalytic activity of the lanthanide salt is more pronounced. Quite generally we found that $\text{LaCl}_3 \cdot 7\text{H}_2\text{O}$ is more efficient than $\text{La}(\text{NO}_3)_3 \cdot 6\text{H}_2\text{O}$, but the difference in substrate conversion and product yield is minor. For comparison we include in Table 4 our most reactive diethylmalonyl peroxide **2b** with the β -oxoesters **1f,h** substrates, results which were already given in Table 3. These data are displayed in the third and fourth data blocks of Table 4. The poor yields without catalyst (24%, 21%) are significantly improved with the $\text{LaCl}_3 \cdot 7\text{H}_2\text{O}$ (75%, 95%) and $\text{La}(\text{NO}_3)_3 \cdot 6\text{H}_2\text{O}$ (61%, 96%), which definitively emphasizes the advantage of lanthanide catalysis.

Table 4. Structures of C-O coupling products **3**, substrate conversions and product yields in the single oxidative C–O coupling of dicarbonyl substrates **1** with diacyl peroxides **2** catalyzed by lanthanum chloride and nitrate salts.

| C-O coupling products 3 | Catalyst | Convsn 1 , % | Yield 3 , % ^a | C-O coupling products 3 | Catalyst | Convsn 1 , % | Yield 3 , % ^a |
|---|--|---------------------|---------------------------------|--|--|---------------------|---------------------------------|
|  3ba^b | Without catalyst | 9 | trace |  3dc^e | Without catalyst | 100 | 92 |
| | LaCl ₃ ·7H ₂ O | 83 | 72 | | | | |
| | La(NO ₃) ₃ ·6H ₂ O | 15 | 6 | | | | |
|  3fa^b | Without catalyst | 7 | trace |  3hc^f | Eu(NO ₃) ₃ ·6H ₂ O | 27 | 23 |
| | LaCl ₃ ·7H ₂ O | 100 | 26 ^c | | LaCl ₃ ·7H ₂ O | 23 | 17 |
| | La(NO ₃) ₃ ·6H ₂ O | 12 | 5 | | La(NO ₃) ₃ ·6H ₂ O | 21 | 18 |
|  3fb^d | Without catalyst | 25 | 24 |  3dd^e | Without catalyst | 96 | 81 |
| | LaCl ₃ ·7H ₂ O | 91 | 75 | | | | |
| | La(NO ₃) ₃ ·6H ₂ O | 73 | 61 | | | | |
|  3hb^d | Without catalyst | 27 | 21 |  3ee^d | LaCl ₃ ·7H ₂ O | 94 | 70 |
| | LaCl ₃ ·7H ₂ O | 100 | 95 | | | | |
| | La(NO ₃) ₃ ·6H ₂ O | 100 | 96 | | | | |
|  3bc^c | Without catalyst | 97 | 90 |  3he^d | LaCl ₃ ·7H ₂ O | 100 | 38 ^g |
| | | | | | La(NO ₃) ₃ ·6H ₂ O | 100 | 34 ^h |

^a Yields are based on isolated product.

^b Products **3ba**, **3fa**: dicarbonyl substrates **1b** or **1f** (500.0 mg), catalyst $\text{LaCl}_3 \cdot 7\text{H}_2\text{O}$ or $\text{La}(\text{NO}_3)_3 \cdot 6\text{H}_2\text{O}$ (0.2 mol catalyst per mole of **1b** or **1f**), peroxide **2a** (1.5 mol **2a** / 1 mol **1b** or **1f**), MeOH (10 mL), 60 °C, 6 h.

^c Additionally 43 % ethyl 2-chloro-2-methyl-3-oxobutanoate (**8**)

^d Products **3fb**, **3hb**, **3ee**, **3he**: dicarbonyl substrates **1e**, **1f** or **1h** (500.0 mg), catalyst $\text{LaCl}_3 \cdot 7\text{H}_2\text{O}$ or $\text{La}(\text{NO}_3)_3 \cdot 6\text{H}_2\text{O}$ (0.2 mol catalyst per mole of **1e**, **1f** or **1h**, peroxide **2e** or **2b** (1.5 mol peroxide / 1 mol **1e**, **1f** or **1h**), EtOH (10 mL), 40 °C, 6 h.

^e Products **3bc**, **3dc**, **3dd**: dicarbonyl substrates **1b** or **1d** (500.0 mg), peroxide **2c** or **2d** (1.5 mol peroxide / 1 mol **1b** or **1d**), CHCl_3 (10 mL), 40 °C, 6 h.

^f Product **3hc**: dicarbonyl substrate (500.0 mg), catalyst $\text{Eu}(\text{NO}_3)_3 \cdot 6\text{H}_2\text{O}$ or $\text{LaCl}_3 \cdot 7\text{H}_2\text{O}$ or $\text{La}(\text{NO}_3)_3 \cdot 6\text{H}_2\text{O}$ (0.2 mol catalyst per mole of **1h**), peroxide **2c** (1.5 mol **2c** / 1 mol **1h**), CHCl_3 (10 mL) [in the case of $\text{LaCl}_3 \cdot 7\text{H}_2\text{O}$, 9:1 v/v $\text{CHCl}_3/\text{MeOH}$], 40 °C, 6 h.

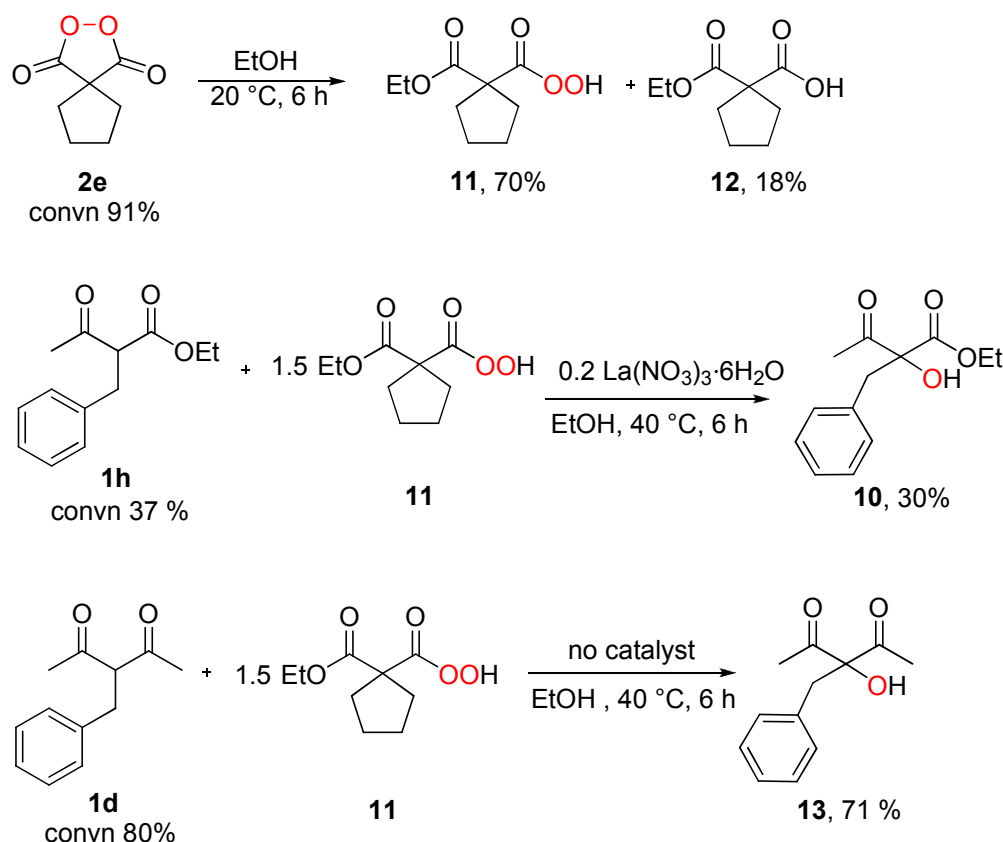
^g Additionally 40 % ethyl 2-benzyl-2-chloro-3-oxobutanoate (**9**).

^h Additionally 50 % ethyl 2-benzyl-2-hydroxy-3-oxobutanoate (**10**).

The next three data blocks in Table 4 deal with the spirocyclopropyl-substituted malonyl peroxide **2c**, of which the fifth and sixth data blocks refer to the coupling with the highly reactive β -diketones **1b** and **1d**. Even without catalyst, the respective coupling products **3bc** and **3dc** were obtained in high yields (90-92%), obviating the use of lanthanide salts. Nonetheless, as the seventh data block reveals, for the less reactive β -oxoester **1h** the reaction with malonyl peroxide **2c** proceeds in low yields (17-23%) of coupling product **3hc**, independent of whether $\text{Eu}(\text{NO}_3)_3 \cdot 6\text{H}_2\text{O}$, $\text{LaCl}_3 \cdot 7\text{H}_2\text{O}$ or $\text{La}(\text{NO}_3)_3 \cdot 6\text{H}_2\text{O}$ catalysts are employed. Analogous to the malonyl peroxide **2c**, the spirocyclobutyl-substituted malonyl peroxide **2d** affords the coupling product **3dd** with the highly reactive β -diketone **1d** in good yield (81%) without lanthanide catalyst (see eighth data block in Table 4). The last two entries in Table 4 refer to the least reactive malonyl peroxide **2e** (spirocyclopentyl substitution) with the β -dicarbonyl substrates **1e** and **1h**. As shown in the ninth data block, $\text{LaCl}_3 \cdot 7\text{H}_2\text{O}$ catalysis is essential to afford a

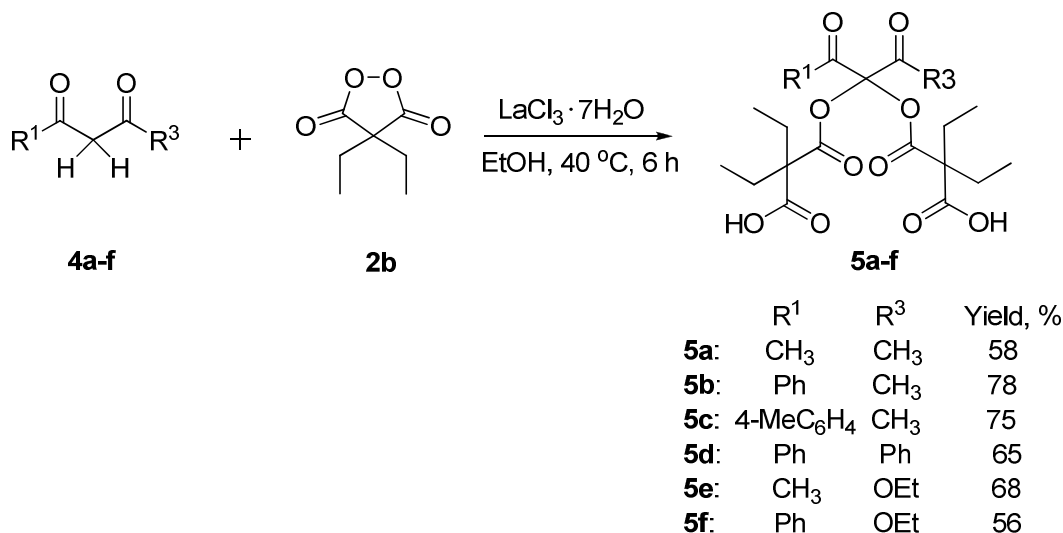
high yield (70%) of coupling product **3ee**. Finally, the sluggish β -oxoester **1h** (last data block in Table 4) results in modest yields of coupling product **3he** even with the $\text{LaCl}_3 \cdot 7\text{H}_2\text{O}$ (38%) and $\text{La}(\text{NO}_3)_3 \cdot 6\text{H}_2\text{O}$ (34%) catalysts; the major byproducts are the respective 2-chlorinated **9** (40%) and 2-hydroxylated **10** (50%) derivatives.

This last entry in Table 4 for the $\text{La}(\text{NO}_3)_3 \cdot 6\text{H}_2\text{O}$ -catalyzed reaction of the β -oxoester **1h** with the spirocyclopentylmalonyl peroxide **2e** is not only remarkable, it is mechanistically puzzling: As major (50%) product ethyl 2-benzyl-2-hydroxy-3-oxobutanoate (**10**) and as minor (34%) product the expected coupling product **3he** were obtained. A similar surprising result we already reported in our preliminary work⁵ for the combination of 1,3-diketone **1d** with malonyl peroxide **2e** (in the preliminary work numbered **1a** for the substrate and **2c** for the peroxide) affording as major (35%) product the 3-benzyl-3-hydroxy-2,4-pentanedione. We showed previously⁵ that the hydroxylated substrate is a primary product, that is, formed directly and not by solvolysis of the C-O coupling ester. What is responsible for this reaction dichotomy? Screening our earlier work on malonyl peroxide chemistry revealed that in alcohols solvolysis takes place to afford a mixture of the corresponding peracid and carboxylic acid.⁴⁹ Indeed, in ethanol at 20 °C the spiromalonyl peroxide **2e** leads to a mixture (see Scheme 2) of peracid **11** (70%) and carboxylic acid **12** (18%). Treatment of the 1,3-dicarbonyl substrate **1h** with the isolated and purified peracid **11** was unproductive, but in the presence of $\text{La}(\text{NO}_3)_3 \cdot 6\text{H}_2\text{O}$ catalyst after 37% conversion of substrate **1h** a 30% yield of the 2-hydroxy substrate **10** was confirmed (see Scheme 2). Moreover, when substrate **1d** (the one used in the preliminary work⁵) was treated with peracid **11**, the 2-hydroxy product **13** was obtained in 71% yield. Therewith the mechanistic mystery of the hydroxylation side reaction is unveiled.

Scheme 2. Control experiments for the hydroxylation side reaction.

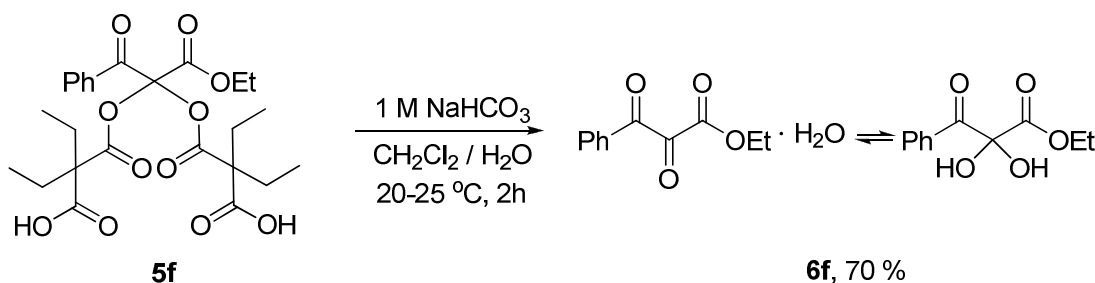
As already shown in the *Graphical Abstract*, and pointed out in the *Introduction*, β -dicarbonyl compounds with two enolizable hydrogen atoms (no α substitution) as in substrates **4a-f**, allow double oxyfunctionalization with malonyl peroxide **2b** to afford the novel double C-O coupling products **5a-f** (Scheme 3). Under LaCl_3 catalysis at 40 °C in EtOH within 6 h good yields (56 – 78%) of isolated material were obtained. The variation of α substitution in the double C-O coupling products **5a-f** is displayed by means of the structure matrix in Scheme 3.

Scheme 3. Double oxidative C-O coupling of dicarbonyl compounds **4a-f** with diacyl peroxide **2b** to afford products **5a-f**.



The derivative **5f** of the double C-O coupling products was hydrolyzed to the vicinal 1,2,3-tricarbonyl compound **6f** (Scheme 4). Hydrolysis of **5f** was performed by 1 M NaHCO_3 at $20\text{--}25\text{ }^\circ\text{C}$ for 2 h, leading to ethyl 2,3-dioxo-3-phenylpropanoate **6f** in good yield (70%), as shown in Scheme 4.

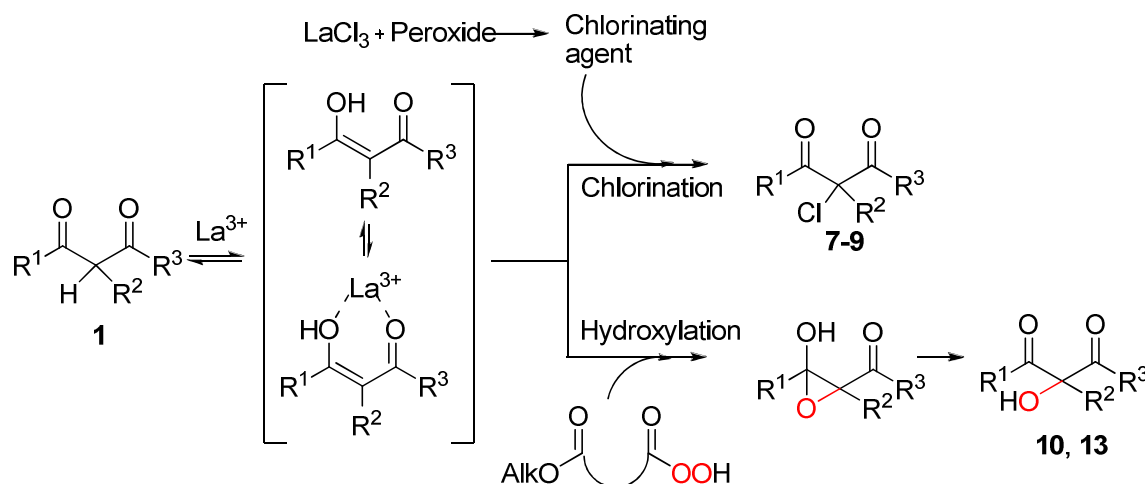
Scheme 4. Hydrolysis of the double C-O coupling product **5f** to the vicinal tricarbonyl compound **6f**.



The results in Tables 3 and 4 manifest the following salient general trends in the oxidative C-O coupling reaction between the 1,3-dicarbonyl substrates **1** and malonyl peroxides **2**: [a] Towards the reactive substrates **1a-e** the reactivity order of the diacyl peroxides **2a-e** is $2\text{c} \approx 2\text{d} > 2\text{b} \gg 2\text{e} > 2\text{a}$; thus, the reaction of 1,3-diketones **1a-e** with peroxides **2b-d** affords the corresponding C-O coupling products **3** in high yields even without lanthanide catalysis. In contrast, the peroxides **2a,e** require the $\text{LaCl}_3 \cdot 7\text{H}_2\text{O}$ catalyst to achieve good yields. [b] Towards the less reactive β -oxoesters **1f-h** the reactivity order of the diacyl peroxides is $2\text{b} \gg 2\text{e} > 2\text{a} \approx 2\text{c}$, revealing that the diethyl-substituted malonyl peroxide **2b** is the more efficient partner for oxidative coupling. For the substrate **1h** it is shown that a large variety of

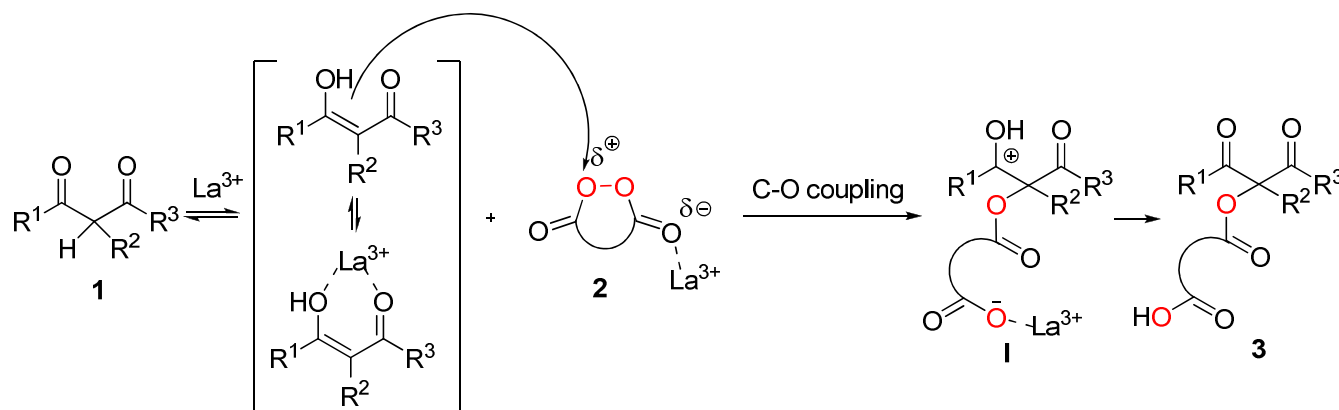
lanthanides serve as excellent catalysts (yields of C-O coupling product **3hb** better than 90%). [c] For the hard-to-oxidize malonic esters **1i-j** even lanthanide catalysis performs only modestly. In such problematic cases, the chlorination of substrate **1** prevails when $\text{LaCl}_3 \cdot 7\text{H}_2\text{O}$ is employed as catalyst. Evidently, the peracid generated in situ from the malonyl peroxide **2** oxidizes the chloride ion to a chlorinating agent,⁵⁰ presumably elemental chlorine. The latter in turn adds to the enol of the substrate **1** to afford the undesirable chlorination product (Scheme 5). Attempts to avoid this undesirable side reaction by employing $\text{La}(\text{NO}_3)_3 \cdot 6\text{H}_2\text{O}$ (no chloride ligands) as catalyst causes the hydroxylation of the 1,3-dicarbonyl substrate **1**. This alternative side reaction results from epoxidation of the enol derived from the substrate **1** by the in-situ generated peracid⁵¹ to afford the intermediary hydroxy epoxide; subsequent ring-opening affords the 2-hydroxy-1,3-dicarbonyl product (Scheme 5).

Scheme 5. Suggested mechanisms for the chlorination and hydroxylation side reactions.



For the principal process, which constitutes the incentive for this study, namely the C-O coupling of the 1,3-dicarbonyl substrates **1** with the diacyl peroxides **2**, the mechanism in Scheme 6 is proposed.

Scheme 6. Mechanism for the C-O coupling of 1,3-dicarbonyl substrates **1** with diacyl peroxides **2** to afford the oxyfunctionalized product **3**.



Metal complexation with diacyl peroxide **2** is well documented.⁵² The first step in the C-O coupling process is nucleophilic attack by the enol form of the substrate on the La-activated malonyl peroxide to form intermediate **I** by charge separation. The final C-O coupling product **3** is obtained through further reorganization by proton shift and dissociation of the lanthanide complex.

CONCLUSION

In summary, we have described a convenient and effective method for the oxidative C-O coupling of 1,3-diketones and 3-oxo esters with malonyl peroxides to afford hitherto unknown acyloxy-substituted products, but malonic esters are poorly reactive. It was shown that a wide range of lanthanide salts (La, Ce, Pr, Nd, Sm, Eu, Gd, Tb, Dy, Ho, Er, Y) are active catalysts for such oxidative acyloxylation. In comparison, poor catalytic activity was displayed by the common Lewis acids ($AlCl_3$, $SnCl_2$, $SnCl_4$), by the Bronsted acids (p-TsOH, H_2SO_4 , $HClO_4$), and by phosphomolybdic and phosphotungstic acid, while elemental iodine was completely inactive. Numerous mono and some double C-O coupling products (altogether 24 examples) were synthesized in good to high yields. Double C-O coupling products **5a-f** containing six carbonyl groups offer promising perspectives for the complexation of diverse metal ions. What is particularly encouraging about our present research work is the symbiosis of the oxidizing power of diacyl peroxides with the catalytic activity of lanthanides.

EXPERIMENTAL SECTION

Caution: Although we have encountered no difficulties in working with peroxides, precautions such as the use of safety shield, fume hood should be taken, the use of redox-active transition-metal salts, heating and vigorous shaking should be avoided!

NMR spectra were recorded on a commercial instrument (300.13 MHz for ^1H , 75.48 MHz for ^{13}C) in CDCl_3 . IR spectra were recorded on a FT-IR spectrometer. High resolution mass spectra (HRMS) were measured using electrospray ionization (ESI).⁵³ The measurements were done in a positive ion mode (interface capillary voltage 4500 V); the mass ratio was from m/z 50 to 3000 Da; external/internal calibration was done with Electrospray Calibrant Solution. A syringe injection was used for solutions in MeCN (flow rate 3 $\mu\text{L}/\text{min}$). Nitrogen was applied as a dry gas; interface temperature was set at 180 $^\circ\text{C}$. The TLC analyses were carried out on standard silica-gel chromatography plates. The melting points were determined on a Kofler hot-stage apparatus. Chromatography was performed on silica gel (63-200 mesh).

2,4-Pentanedione (**4a**), 1-benzoylacetone (**4b**), dibenzoylmethane (**4d**), ethyl acetoacetate (**4e**), ethyl benzoylacetate (**4f**), ethyl 2-methylacetoacetate (**1f**), ethyl 2-oxocyclopentanecarboxylate (**1g**), diethyl ethylmalonate (**1i**), diethyl phenylmalonate (**1j**), benzoyl peroxide (**2a**, 75%, remainder water), diethyl 1,1-cyclopropanedicarboxylate, 1,1-cyclobutanedicarboxylic acid, AcOH, EtOH (96%), AlCl_3 (anhydrous), $\text{SnCl}_2 \cdot 2\text{H}_2\text{O}$, $\text{SnCl}_4 \cdot 5\text{H}_2\text{O}$, I_2 , p-TsOH monohydrate, H_2SO_4 , HClO_4 (70% solution in water), NaHCO_3 , lanthanum(III) chloride heptahydrate ($\text{LaCl}_3 \cdot 7\text{H}_2\text{O}$), cerium(III) chloride heptahydrate ($\text{CeCl}_3 \cdot 7\text{H}_2\text{O}$), neodymium(III) chloride hexahydrate ($\text{NdCl}_3 \cdot 6\text{H}_2\text{O}$), samarium(III) chloride hexahydrate ($\text{SmCl}_3 \cdot 6\text{H}_2\text{O}$), gadolinium(III) chloride hexahydrate ($\text{GdCl}_3 \cdot 6\text{H}_2\text{O}$), terbium(III) chloride hexahydrate ($\text{TbCl}_3 \cdot 6\text{H}_2\text{O}$), dysprosium(III) chloride hexahydrate ($\text{DyCl}_3 \cdot 6\text{H}_2\text{O}$), holmium(III) chloride hexahydrate ($\text{HoCl}_3 \cdot 6\text{H}_2\text{O}$), lanthanum(III) nitrate hexahydrate ($\text{La}(\text{NO}_3)_3 \cdot 6\text{H}_2\text{O}$), yttrium(III) chloride hexahydrate ($\text{YCl}_3 \cdot 6\text{H}_2\text{O}$), praseodymium(III) chloride hexahydrate ($\text{PrCl}_3 \cdot 6\text{H}_2\text{O}$), erbium(III) acetate tetrahydrate ($\text{Er}(\text{OAc})_3 \cdot 4\text{H}_2\text{O}$), europium(III) nitrate hexahydrate ($\text{Eu}(\text{NO}_3)_3 \cdot 6\text{H}_2\text{O}$), phosphomolybdic acid hydrate (formula weight: 1,825.25 g/mol), phosphotungstic acid hydrate (formula weight: 2,880.05 g/mol), 2,2-diethyl malonic acid were purchased from commercial sources and was used as is. All

solvents were distilled before use using standard procedures. Cyclopentane-1,1-dicarboxylic acid was synthesized according to literature.^{15c} 3-Butyl-2,4-pentanedione (**1a**),⁵⁴ 3-hexyl-2,4-pentanedione (**1b**),⁵⁵ ethyl 4-acetyl-5-oxohexanoate (**1c**),⁵⁶ 3-benzyl-2,4-pentanedione (**1d**),⁵⁷ 3-(4-chlorobenzyl)-2,4-pentanedione (**1e**),⁵⁸ ethyl 2-benzyl-3-oxobutanoate (**1h**),⁵⁹ 3-acetyl-2,6-heptanedione (**1k**),⁶⁰ 3-benzoyl-2,6-heptanedione (**1l**),⁶⁰ 1-(4-methylphenyl)-1,3-butanedione (**4c**)⁶¹ were synthesized according to the literature.

Malonyl peroxides: spirocyclopropylmalonyl peroxide (**2c**)⁶², spirocyclobutylmalonoyl peroxide (**2d**)^{15c}, spirocyclopentylmalonoyl peroxide (**2e**)^{15c} were synthesized according to the literature.

Diethylmalonyl peroxide (**2b**)

Following the literature procedure^{15c} 2,2-diethyl malonic acid (8.0 g, 50.0 mmol) gave the title compound as a colorless oil (6.4 g, 40.5 mmol, 81%).

¹H NMR (300.13 MHz, CDCl₃, δ): 0.98 (t, *J* = 7.3 Hz, 6H), 1.95 (q, *J* = 7.3 Hz, 4H).

¹³C NMR (75.48 MHz, CDCl₃, δ): 8.8, 28.7, 51.0, 174.0.

Spirocyclopropylmalonyl peroxide (**2c**)

Following the literature procedure⁶² diethyl 1,1-cyclopropanedicarboxylate (10.0 g, 54.0 mmol) gave the title compound as a white needle crystals (5.9 g, 46.0 mmol, 85%).

White needle crystals, m.p. = 89-90 °C (lit. m.p.⁶² = 90 °C).

¹H NMR (300.13 MHz, CDCl₃, δ): 2.11 (s, 4 H).

¹³C NMR (75.48 MHz, CDCl₃, δ): 19.8, 23.6, 172.1.

Spirocyclobutylmalonoyl peroxide (**2d**)

Following the general procedure, 1,1-cyclobutanedicarboxylic acid (7.2 g, 50 mmol) gave the title compound as a white needle crystals (5.1 g, 36.0 mmol, 72%).

White needle crystals, m.p. = 63-64 °C (lit. m.p.^{15c} = 63 °C).

¹H NMR (300.13 MHz, CDCl₃, δ): 2.34 (quintet, *J* = 8.1 Hz, 2H), 2.69 (t, *J* = 8.1 Hz, 4H).

¹³C NMR (75.48 MHz, CDCl₃, δ): 16.2, 28.9, 40.5, 173.9.

Spirocyclopentylmalonoyl peroxide (2e)

Following the general procedure, cyclopentane-1,1-dicarboxylic acid (7.9 g, 50.0 mmol) gave the title compound as a white crystalline solid (6.2 g, 39.5 mmol, 79%).

White crystalline solid, m.p. = 39-40 °C (lit. m.p.^{15c} = 41 °C).

¹H NMR (300.13 MHz, CDCl₃, δ): 1.96-2.01 (m, 4H), 2.22-2.27 (m, 4H).

¹³C NMR (75.48 MHz, CDCl₃, δ): 26.6, 37.6, 46.8, 175.6.

General procedure for Table 1, entry 1-14

Transition-metal salt (molar ratio: 0.2 mol of salt per mole of **1h**) was added with stirring to a solution of ethyl 2-benzyl-3-oxobutanoate (**1h**) (500 mg, 2.27 mmol) in EtOH (10 mL) (in entry 1 catalyst was not used). The reaction mixture was stirred at 20-25 °C for 5 min. Then diethylmalonoyl peroxide **2b** (538.5 mg, 3.41 mmol, molar ratio: 1.5 mol **2b** / 1 mol oxoester **1h**) was added. The mixture was heated to 40 °C and stirred for 6 h, cooled to 20-25 °C. The resulting mixture was diluted with CHCl₃ (70 mL), and the organic layer was washed with H₂O (3×10 mL), dried over Na₂SO₄, filtered, and concentrated under a water-jet vacuum. NMR yields were determined with 1,4-dinitrobenzene as the internal standard. The product **3hb** was isolated by column chromatography on SiO₂ with elution using PE-EtOAc in a linear gradient of latter from 30 to 90 vol %.

Detailed experimental procedure for Table 1, entry 13

La(NO₃)₃·6H₂O (196.6 mg, 0.45 mmol, molar ratio: 0.2 mol of salt per mole of **1h**) was added with stirring to a solution of ethyl 2-benzyl-3-oxobutanoate (**1h**) (500 mg, 2.27 mmol) in EtOH (10 mL). The reaction mixture was stirred at 20-25 °C for 5 min. Then diethylmalonoyl peroxide **2b** (538.5 mg, 3.41 mmol, molar ratio: 1.5 mol **2b** / 1 mol oxoester **1h**) was added. The mixture was heated to 40 °C and stirred for 6 h, cooled to 20-25 °C. The resulting mixture was diluted with CHCl₃ (70 mL), and the organic layer was washed with H₂O (3×10 mL), dried over Na₂SO₄, filtered, and concentrated under a water-aspirator vacuum. The conversion of **1h** (the characteristic signal is a doublet of the CH₂C_{arom} group at δ 3.12) and the yield of **3hb** (the characteristic signal is a two doublets of the CH₂C_{arom} group at

1 δ 3.43 and δ 3.50) were determined from the ^1H NMR spectroscopic data. 1,4-Dinitrobenzene was used
2
3 as the internal standard (the characteristic signal is a singlet of the four $\text{CH}_{2\text{arom}}$ group at δ 8.38). Product
4
5 **3hb** was isolated as described above. Yield of **3hb** was 96% (824.6 mg, 2.18 mmol).

6
7 **2-([1-Benzyl-1-(ethoxycarbonyl)-2-oxopropoxy]carbonyl)-2-ethylbutanoic acid (3hb)**⁵

8
9 White solid, m.p. = 89-93 °C. R_f = 0.38 (PE:EtOAc = 5:1+ 2% AcOH).

10
11 ^1H NMR (300.13 MHz, CDCl_3 , δ): 0.83-0.90 (m, 6H), 1.14 (t, J = 7.3 Hz, 3H), 1.90-2.03 (m, 4H), 2.20
12
13 (s, 3H), 3.43 (d, J = 14.7 Hz, 1H, CH_2), 3.50 (d, J = 14.7 Hz, 1H, CH_2), 4.13 (q, J = 7.3 Hz, 2H), 7.05-
14
15 7.12 (m, 2H), 7.17-7.25 (m, 3H), 10.32 (br.s., 1H).

16
17 ^{13}C NMR (75.48 MHz, CDCl_3 , δ): 8.2, 13.7, 25.4, 25.6, 27.6, 39.9, 58.6, 62.3, 88.6, 127.4, 128.2, 130.1,
18
19 133.4, 166.3, 170.6, 176.1, 201.2.

20
21 HRMS (ESI) m/z $[\text{M}+\text{Na}]^+$: Calcd for $[\text{C}_{20}\text{H}_{26}\text{NaO}_7]^+$: 401.1571. Found: 401.1573.

22
23 Anal. Calcd for $\text{C}_{20}\text{H}_{26}\text{O}_7$ C: 63.48 %, H: 6.93 %. Found C: 63.44 %, H: 6.90 %.

24
25 IR (KBr): 3423, 2975, 1764, 1710, 1355, 1312, 1258, 1234, 1128, 1060, 1014, 708, 516 cm^{-1} .

26
27
28
29
30
31
32
33 **General experimental procedure for Table 2, entries 1-3**

34
35 AlCl_3 (60.5 mg, 0.45 mmol, molar ratio: 0.2 mol per mole of **1h**) or $\text{SnCl}_2 \cdot 2\text{H}_2\text{O}$ (101.5 mg, 0.45 mmol)
36
37 or $\text{SnCl}_4 \cdot 5\text{H}_2\text{O}$ (157.8 mg, 0.45 mmol) was added with stirring to a solution of ethyl 2-benzyl-3-
38
39 oxobutanoate **1h** (500 mg, 2.27 mmol) in CH_2Cl_2 (10 mL). Then diethylmalonyl peroxide **2b** (538.5 mg,
40
41 3.41 mmol, molar ratio: 1.5 mol **2b** / 1 mol oxoester **1h**) was added. The mixture was heated to 40 °C
42
43 and stirred for 6 h. The resulting mixture was diluted with CHCl_3 (70 mL), and the organic layer was
44
45 washed with H_2O (3×10 mL), a 5% aqueous NaHCO_3 solution (2×10 mL), and again with H_2O (10
46
47 mL), dried over Na_2SO_4 , filtered, and concentrated under a water-jet vacuum. NMR yields were
48
49 determined with 1,4-dinitrobenzene as the internal standard. Product **3hb** was isolated as described
50
51 above.
52
53
54
55

56
57 **Experimental procedure for Table 2, entry 4**

Molecular iodine (576.1 mg, 2.27 mmol, molar ratio: 1 mol of I₂ per mole of **1h**) was dissolved in solution of ethyl 2-benzyl-3-oxobutanoate **1h** (500 mg, 2.27 mmol) in CH₃CN (10 mL). Then diethyl malonyl peroxide (**2b**) (538.5 mg, 3.41 mmol, molar ratio: 1.5 mol **2b** / 1 mol oxoester **1h**) was added. The mixture was stirred at 20-25°C for 24 h. Target product **3hb** was not detected by TLC in the course of the reaction and after the synthesis.

General experimental procedure for Table 2, entries 5-9

The diethylmalonyl peroxide (**2b**) (538.5 mg, 3.41 mmol, molar ratio: 1.5 mol **2b** / 1 mol oxoester **1h**) was added with stirring to a solution of ethyl 2-benzyl-3-oxobutanoate **1h** (500 mg, 2.27 mmol) in EtOH (10 mL). Then acid (PMA, PTA, p-TsOH, H₂SO₄, HClO₄) (0.45 mmol, molar ratio: 0.2 mol per mole of **1h**) was added. The mixture was heated to 40 °C and stirred for 6 h. The resulting mixture was diluted with CHCl₃ (70 mL), and the organic layer was washed with H₂O (3 × 10 mL), a 5% aqueous NaHCO₃ solution (2 × 10 mL), and again with water (10 mL), dried over Na₂SO₄, filtered, and concentrated under a water-jet vacuum. NMR yields were determined with 1,4-dinitrobenzene as the internal standard. Product **3hb** was isolated as described above.

General experimental procedure for Table 3

LaCl₃·7H₂O (157.2-257.6 mg, 0.42-0.69 mmol, molar ratio: 0.2 mol of salt per mole of substrate **1**) or La(NO₃)₃·6H₂O (183.3-300.3 mg, 0.42-0.69 mmol, molar ratio: 0.2 mol of salt per mole of substrate **1**) was added with stirring to a solution of 1,3-dicarbonyl compounds **1** (500.0 mg, 2.12-3.47 mmol) in EtOH (10 mL). The reaction mixture was stirred at 20-25 °C for 5 min. Then diethylmalonyl peroxide (**2b**) (502.0-822.7 mg, 3.17-5.20 mmol, molar ratio: 1.5 mol **2b** / 1 mol 1,3-dicarbonyl compound **1**) was added. The mixture was heated to 40 °C and stirred for 6 h, cooled to 20-25 °C. The resulting mixture was diluted with CHCl₃ (70 mL), and the organic layer was washed with H₂O (3×10 mL), dried over Na₂SO₄, filtered, and concentrated under a water-jet vacuum. The yields of products were determined on isolated product by column chromatography on SiO₂ with elution using PE-EtOAc in a linear gradient of EtOAc from 30 to 90 vol %.

2-[(1,1-Diacetylpentyl)oxy]carbonyl-2-ethylbutanoic acid (3ab)

Yields: 61% (613.8 mg, 1.95 mmol, without catalyst), 77% (774.6 mg, 2.46 mmol, LaCl_3 catalyst), 62% (623.8 mg, 1.98 mmol, $\text{La}(\text{NO}_3)_3$ catalyst).

Colorless oil. $R_f = 0.41$ (PE:EtOAc = 5:1+ 2% AcOH).

^1H NMR (300.13 MHz, CDCl_3 , δ): 0.84 (t, $J = 7.3$ Hz, 3H), 0.93 (t, $J = 7.3$ Hz, 6H), 1.08-1.31 (m, 4H), 2.02 (q, $J = 7.3$ Hz, 4H), 2.17-2.30 (m, 8H), 10.35 (br. s., 1H).

^{13}C NMR (75.48 MHz, CDCl_3 , δ): 8.2, 13.7, 22.5, 25.2, 25.3, 26.7, 32.9, 58.6, 95.1, 170.2, 176.9, 201.6.

HRMS (ESI) m/z $[\text{M}+\text{Na}]^+$. Calcd for $[\text{C}_{16}\text{H}_{26}\text{NaO}_6]^+$: 337.1622. Found: 337.1625.

Anal. Calcd for $\text{C}_{16}\text{H}_{26}\text{O}_6$ C: 61.13 %, H: 8.34 %. Found C: 60.75 %, H: 8.70 %.

IR (thin layer): 2699, 2942, 2879, 1739, 1715, 1457, 1418, 1357, 1228, 1206, 1126, 944 cm^{-1} .

2-[(1,1-Diacetyl-4-ethoxy-4-oxobutoxy)carbonyl]-2-ethylbutanoic acid (3cb)

Yields: 57% (510.1 mg, 1.42 mmol, without catalyst), 85% (760.7 mg, 2.12 mmol, LaCl_3 catalyst).

Colorless oil. $R_f = 0.43$ (PE:EtOAc = 2:1+ 2 % AcOH).

^1H NMR (300.13 MHz, CDCl_3 , δ): 0.93 (t, $J = 7.3$ Hz, 6H), 1.21 (t, $J = 7.3$ Hz, 3H), 2.01 (q, $J = 7.3$ Hz, 4H), 2.14-2.32 (m, 8H), 2.55-2.66 (m, 2H), 4.09 (q, $J = 7.3$ Hz, 2H), 9.45 (br.s., 1H).

^{13}C NMR (75.48 MHz, CDCl_3 , δ): 8.2, 14.1, 25.1, 26.5, 28.0, 28.2, 58.5, 60.9, 93.5, 170.1, 172.0, 176.0, 201.0.

HRMS (ESI) m/z $[\text{M}+\text{Na}]^+$. Calcd for $[\text{C}_{17}\text{H}_{26}\text{NaO}_8]^+$: 381.1520. Found: 381.1516.

Anal. Calcd for $\text{C}_{17}\text{H}_{26}\text{O}_8$ C: 56.97 %, H: 7.31 %. Found C: 56.90 %, H: 7.28 %.

IR (thin layer): 2978, 2945, 2885, 1736, 1716, 1359, 1213, 1146, 1126 cm^{-1} .

2-[[1-Acetyl-1-(4-chlorobenzyl)-2-oxopropoxy]carbonyl]-2-ethylbutanoic acid (3eb)

Yields: 65% (565.2 mg, 1.71 mmol, without catalyst), 83% (760.0 mg, 2.18 mmol, LaCl_3 catalyst).

White solid, m.p. = 113-115 $^{\circ}\text{C}$. $R_f = 0.35$ (PE:EtOAc = 5:1+ 2 % AcOH).

^1H NMR (300.13 MHz, CDCl_3 , δ): 0.87 (t, $J = 7.3$ Hz, 6H), 1.97 (q, $J = 7.3$ Hz, 4H), 2.13 (s, 6H), 3.55 (s, 2H), 7.00 (d, $J = 8.2$ Hz, 2H), 7.20 (d, $J = 8.2$ Hz, 2H), 10.92 (br.s., 1H).

¹³C NMR (75.48 MHz, CDCl₃, δ): 8.2, 25.0, 27.3, 38.8, 58.6, 94.4, 128.6, 131.4, 132.0, 133.5, 170.4, 176.9, 201.6.

HRMS (ESI) m/z [M+Na]⁺. Calcd for [C₁₉H₂₃ClNaO₆]⁺ : 405.1075. Found: 405.1063.

Anal. Calcd for C₁₉H₂₃O₆Cl C: 59.61 %, H: 6.06 %, Cl: 9.26 %. Found C: 59.54 %, H: 6.08 %, Cl: 9.26 %.

IR (KBr): 3433, 2977, 2943, 2629, 1764, 1711, 1493, 1362, 1256, 1215, 1176, 1134 cm⁻¹.

2-([1-(Ethoxycarbonyl)-1-methyl-2-oxopropoxy]carbonyl)-2-ethylbutanoic acid (3fb)

Yields: 24% (251.6 mg, 0.83 mmol, without catalyst), 75% (786.4 mg, 2.60 mmol, LaCl₃ catalyst), 61% (639.6 mg, 2.12 mmol, La(NO₃)₃ catalyst).

Colorless oil. R_f = 0.31 (PE:EtOAc = 5:1+ 2 % AcOH).

¹H NMR (300.13 MHz, CDCl₃, δ): 0.85-0.92 (m, 6H), 1.22 (t, *J* = 7.3 Hz, 3H), 1.68 (s, 3H), 1.91-2.04 (m, 4H), 2.29 (s, 3H), 4.19 (q, *J* = 7.3 Hz, 2H), 8.97 (br.s., 1H).

¹³C NMR (75.48 MHz, CDCl₃, δ): 8.2, 8.3, 13.7, 19.1, 25.5, 25.6, 58.6, 62.4, 86.1, 166.9, 170.2, 176.1, 201.2.

HRMS (ESI) m/z [M+Na]⁺. Calcd for [C₁₄H₂₂NaO₇]⁺ : 325.1258. Found: 325.1261.

Anal. Calcd for C₁₄H₂₂O₇ C: 55.62 %, H: 7.33 %. Found C: 55.47 %, H: 7.45 %.

IR (thin layer): 3197, 3095, 2979, 2945, 2885, 1739, 1450, 1358, 1267, 1232, 1113 cm⁻¹.

2-([1-(Ethoxycarbonyl)-2-oxocyclopentyl]oxy}carbonyl)-2-ethylbutanoic acid (3gb)

Yields: 19% (191.2 mg, 0.61 mmol, without catalyst), 84% (845.3 mg, 2.69 mmol, LaCl₃ catalyst).

Colorless oil. R_f = 0.59 (PE:EtOAc = 5:1+ 2 % AcOH).

¹H NMR (300.13 MHz, CDCl₃, δ): 0.90 (t, *J* = 7.3 Hz, 6H), 1.24 (t, *J* = 7.3 Hz, 3H), 1.87-2.17 (m, 6H), 2.21-2.32 (m, 1H), 2.38-2.65 (m, 2H), 2.70-2.83 (m, 1H), 4.20 (q, *J* = 7.3 Hz, 2H), 10.84 (br.s., 1H).

¹³C NMR (75.48 MHz, CDCl₃, δ): 8.4, 13.9, 18.4, 26.1, 33.0, 35.8, 58.5, 62.3, 84.4, 166.6, 170.9, 176.1, 207.2.

HRMS (ESI) m/z [M+Na]⁺. Calcd for [C₁₅H₂₂NaO₇]⁺ : 337.1258. Found: 337.1260.

Anal. Calcd for $C_{15}H_{22}O_7$ C: 57.32 %, H: 7.05 %. Found C: 57.29 %, H: 7.14 %.

IR (thin layer): 2977, 2945, 2885, 1771, 1737, 1463, 1389, 1266, 1229, 1151, 1128, 1021 cm^{-1} .

2-{{1,1-Bis(ethoxycarbonyl)propoxy}carbonyl}-2-ethylbutanoic acid (3ib)

Yields: 7% (64.4 mg, 0.19 mmol, without catalyst), 40% (368.0 mg, 1.06 mmol, $LaCl_3$ catalyst), 20% (184.0 mg, 0.53 mmol, $La(NO_3)_3$ catalyst).

Colorless oil. R_f = 0.34 (PE:EtOAc = 5:1+ 2 % AcOH).

1H NMR (300.13 MHz, $CDCl_3$, δ): 0.86-0.97 (m, 9H), 1.25 (t, J = 7.3 Hz, 6H), 1.94-2.08 (m, 4H), 2.22 (q, J = 7.3 Hz, 2H), 4.23 (q, J = 7.3 Hz, 4H), 9.46 (br.s., 1H).

^{13}C NMR (75.48 MHz, $CDCl_3$, δ): 7.7, 8.5, 13.9, 26.7, 28.1, 58.8, 62.3, 84.0, 166.1, 171.3, 175.4.

HRMS (ESI) m/z $[M+Na]^+$: Calcd for $[C_{16}H_{26}NaO_8]^+$: 369.1520. Found: 369.1521.

Anal. Calcd for $C_{16}H_{26}O_8$ C: 55.48 %, H: 7.57 %. Found C: 55.48 %, H: 7.62 %.

IR (thin layer): 2980, 2944, 2886, 1755, 1714, 1461, 1306, 1256, 1235, 1133, 1099, 1031 cm^{-1} .

2-{{2-Ethoxy-1-(ethoxycarbonyl)-2-oxo-1-phenylethoxy}carbonyl}-2-ethylbutanoic acid (3jb)

Yields: 9% (75.1 mg, 0.19 mmol, without catalyst), 56% (467.4 mg, 1.19 mmol, $LaCl_3$ catalyst), 44% (367.3 mg, 0.93 mmol, $La(NO_3)_3$ catalyst).

Colorless oil. R_f = 0.55 (PE:EtOAc = 2:1+ 2% AcOH).

1H NMR (300.13 MHz, $CDCl_3$, δ): 0.96 (t, J = 7.3 Hz, 6H), 1.19 (t, J = 7.3 Hz, 6H), 2.11 (q, J = 7.3 Hz, 4H), 4.21 (q, J = 7.3 Hz, 4H), 7.30-7.35 (m, 3H), 7.50-7.58 (m, 2H), 9.62 (br.s., 1H).

^{13}C NMR (75.48 MHz, $CDCl_3$, δ): 8.5, 13.7, 26.4, 58.8, 62.7, 83.0, 125.6, 128.6, 129.1, 133.7, 165.1, 171.1, 175.4.

HRMS (ESI) m/z $[M+Na]^+$: Calcd for $[C_{20}H_{26}NaO_8]^+$: 417.1520. Found: 417.1517.

Anal. Calcd for $C_{20}H_{26}O_8$ C: 60.90 %, H: 6.64 %. Found C: 60.77 %, H: 6.71 %.

IR (thin layer): 3070, 2981, 2944, 2885, 1757, 1711, 1464, 1451, 1368, 1248, 1124, 1055, 859, 735, 695 cm^{-1} .

2-{{(1,1-Diacetyl-4-oxopentyl)oxy}carbonyl}-2-ethylbutanoic acid (3kb)

Yields: 76% (733.1 mg, 2.23 mmol, without catalyst), 77% (742.7 mg, 2.26 mmol, LaCl₃ catalyst), 71% (684.8 mg, 2.09 mmol, La(NO₃)₃ catalyst).

White solid, m.p. = 75-77 °C. *R*_f = 0.28 (PE:EtOAc = 2:1+ 2% AcOH).

¹H NMR (300.13 MHz, CDCl₃, δ): 0.92 (t, *J* = 7.3 Hz, 6H), 2.01 (q, *J* = 7.3 Hz, 4H), 2.09 (s, 3H), 2.24 (s, 6H), 2.35-2.43 (m, 2H), 2.48-2.56 (m, 2H), 9.75 (br.s., 1H).

¹³C NMR (75.48 MHz, CDCl₃, δ): 8.2, 25.1, 26.5, 26.6, 29.7, 37.1, 58.5, 93.4, 170.0, 176.2, 201.2, 206.8.

HRMS (ESI) *m/z* [M+Na]⁺ : Calcd for [C₁₆H₂₄NaO₇]⁺ : 351.1414. Found: 351.1414.

Anal. Calcd for C₁₆H₂₄O₇ C: 58.52 %, H: 7.37 %. Found C: 58.55 %, H: 7.29 %.

IR (KBr): 3420, 3081, 2978, 1754, 1720, 1704, 1421, 1358, 1221, 1179, 1091, 919 cm⁻¹.

2-{[(1-Acetyl-1-benzoyl-4-oxopentyl)oxy]carbonyl}-2-ethylbutanoic acid (**3lb**)

Yields: 9% (75.6 mg, 0.19 mmol, without catalyst), 68% (571.5 mg, 1.46 mmol, LaCl₃ catalyst), 44% (369.8 mg, 0.95 mmol, La(NO₃)₃ catalyst).

Colorless oil. *R*_f = 0.19 (PE:EtOAc = 2:1+ 2 % AcOH).

¹H NMR (300.13 MHz, CDCl₃, δ): 0.58 (t, *J* = 7.3 Hz, 3H), 0.70 (t, *J* = 7.3 Hz, 3H), 1.77-1.92 (m, 4H), 2.10 (s, 3H), 2.32 (s, 3H), 2.45-2.83 (m, 4H), 7.37 (t, *J* = 7.3 Hz, 2H), 7.50 (t, *J* = 7.3 Hz, 1H), 7.75 (d, *J* = 8.1 Hz, 2H), 9.38 (br.s., 1H).

¹³C NMR (75.48 MHz, CDCl₃, δ): 7.9, 8.0, 24.6, 24.7, 26.4, 26.5, 29.7, 37.2, 58.4, 93.2, 128.5, 128.8, 133.2, 134.7, 169.4, 176.0, 193.6, 200.8, 207.1.

HRMS (ESI) *m/z* [M+Na]⁺ : Calcd for [C₂₁H₂₆NaO₇]⁺ : 413.1571. Found: 413.1563.

Anal. Calcd for C₂₁H₂₆O₇ C: 64.60 %, H: 6.71 %. Found C: 64.72 %, H: 6.93 %.

IR (CHCl₃): 3468, 2976, 2944, 2617, 1724, 1449, 1360, 1124, 711, 703, 523 cm⁻¹.

By-product **7** was isolated additionally with C-O coupling product **3lb** in the case of LaCl₃ catalyst.

3-Benzoyl-3-chloro-2,6-heptanedione (**7**)

Yield of **7** was 21% (120.0 mg, 0.45 mmo). Colorless oil. *R*_f = 0.81 (PE:EtOAc = 2:1+ 2 % AcOH).

¹H NMR (300.13 MHz, CDCl₃, δ): 2.10 (s, 3H), 2.32 (s, 3H), 2.56-2.66 (m, 4H), 7.40 (t, *J* = 7.3 Hz, 2H), 7.53 (t, *J* = 7.3 Hz, 1H), 7.86 (d, *J* = 7.3 Hz, 2H).

¹³C NMR (75.48 MHz, CDCl₃, δ): 26.2, 29.8, 30.4, 38.2, 78.6, 128.5, 129.6, 133.2, 133.6, 191.3, 200.7, 206.5.

HRMS (ESI) *m/z* [M+Na]⁺ : Calculated for [C₁₄H₁₅ClNaO₃]⁺ : 289.0602. Found: 289.0603.

General experimental procedure for Table 4, compounds 3ba, 3fa

LaCl₃·7H₂O (201.5-257.6 mg, 0.54-0.69 mmol, molar ratio: 0.2 mol / 1 mol **1b**, **1f**) or La(NO₃)₃·6H₂O (235.0-300.3 mg, 0.54-0.69 mmol, molar ratio: 0.2 mol / 1 mol **1b**, **1f**) was added with stirring to a solution of dicarbonyl compounds **1b**, **1f** (500.0 mg, 2.71-3.47 mmol) in MeOH (10 mL) at room temperature. The mixture was stirred at 20-25°C for 5 min. Then benzoyl peroxide **2a** (1314.5-1680.2 mg, 4.07-5.20 mmol, molar ratio: 1.5 mol **2a** / 1 mol **1b**, **1f**) was added. The reaction mixture was stirred at 60 °C for 6 h, cooled to 20-25 °C. The resulting mixture was diluted with CHCl₃ (70 mL), and the organic layer was washed with H₂O (3×10 mL), dried over Na₂SO₄, filtered, and concentrated under a water-jet vacuum. Product **3ba** or **3fa** was isolated by chromatography on SiO₂ eluting with PE-EtOAc in a linear gradient of the latter from 0 to 50 vol %.

1,1-Diacetylheptyl benzoate (3ba)

Yields: 0% (without catalyst), 72% (596.6 mg, 1.95 mmol, LaCl₃ catalyst), 6% (49.7 mg, 0.16 mmol, La(NO₃)₃ catalyst).

Colorless oil. *R_f* = 0.58 (PE:EtOAc = 10 : 1).

¹H NMR (300.13 MHz, CDCl₃, δ): 0.84 (t, *J* = 6.6 Hz, 3H), 1.19-1.31 (m, 8H), 2.27-2.42 (m, 8H), 7.48 (t, *J* = 7.3 Hz, 2H), 7.62 (t, *J* = 7.3 Hz, 1H), 8.08 (d, *J* = 8.1 Hz, 2H).

¹³C NMR (75.48 MHz, CDCl₃, δ): 13.9, 22.4, 23.5, 26.7, 29.2, 31.4, 33.5, 94.8, 128.6, 129.1, 129.9, 133.7, 165.2, 201.7.

HRMS (ESI) *m/z* [M+Na]⁺. Calcd for [C₁₈H₂₄NaO₄]⁺: 327.1567. Found: 327.1563.

Anal. Calcd for $C_{18}H_{24}O_4$ C: 71.03 %, H: 7.95 %. Found C: 70.73 %, H: 7.96 %.

IR (thin layer): 2957, 2930, 2859, 1717, 1453, 1356, 1281, 1179, 1106, 1097, 1070, 712 cm^{-1} .

1-(Ethoxycarbonyl)-1-methyl-2-oxopropyl benzoate (3fa)

Yields: 0% (without catalyst), 26% (239.2 mg, 0.90 mmol, $LaCl_3$ catalyst), 5% (46.0 mg, 0.17 mmol, $La(NO_3)_3$ catalyst).

Colorless oil. R_f = 0.63 (PE:EtOAc = 5 : 1).

1H NMR (300.13 MHz, $CDCl_3$, δ): 1.24 (t, J = 7.34 Hz, 3H), 1.83 (s, 3H), 2.43 (s, 3H), 4.24 (q, J = 7.34 Hz, 2H), 7.46 (t, J = 7.33 Hz, 2H), 7.59 (t, J = 7.32 Hz, 1H), 8.06 (d, J = 8.07 Hz, 2H).

^{13}C NMR (75.48 MHz, $CDCl_3$, δ): 13.9, 19.8, 25.8, 62.2, 85.8, 128.5, 129.1, 129.8, 133.6, 164.9, 167.4, 201.1.

HRMS (ESI) m/z $[M+Na]^+$. Calcd for $[C_{14}H_{16}NaO_5]^+$: 287.0890. Found: 287.0884.

Anal. Calcd for $C_{14}H_{16}O_5$ C: 63.63 %, H: 6.10 %. Found C: 63.71 %, H: 6.07 %.

IR (thin layer): 2984, 2941, 1758, 1726, 1452, 1284, 1132, 1111, 1025, 712 cm^{-1} .

By-product **8** was isolated additionally with C-O coupling product **3fa** in the case of $LaCl_3$ catalyst.

Ethyl 2-chloro-2-methyl-3-oxobutanoate (**8**)⁶³

Yield of **8** was 43 % (266.5 mg, 1.49 mmol). Colorless oil. R_f = 0.78 (PE:EtOAc = 5 : 1).

1H NMR (300.13 MHz, $CDCl_3$, δ): 1.28 (t, J = 7.3 Hz, 3H), 1.80 (s, 3H), 2.35 (s, 3H), 4.26 (q, J = 7.3 Hz, 2H).

^{13}C NMR (75.48 MHz, $CDCl_3$, δ): 13.8, 24.2, 25.2, 63.0, 70.7, 168.0, 198.7.

General experimental procedure for Table 4, products **3fb**, **3hb**, **3ee**, **3he**:

$LaCl_3 \cdot 7H_2O$ (165.3-257.6 mg, 0.45-0.69 mmol, molar ratio: 0.2 mol $LaCl_3 \cdot 7H_2O$ / 1 mol substrate **1**) or $La(NO_3)_3 \cdot 6H_2O$ (192.7-300.3 mg, 0.45-0.69 mmol, molar ratio: 0.2 mol of salt per mole of substrate **1**) was added with stirring to a solution of dicarbonyl compound **1f**, **1h**, **1e** (500.0 mg, 2.23-3.47 mmol) in EtOH (10 mL) at room temperature. The mixture was stirred at 20-25°C for 5 min. Then malonyl

peroxide **2b** or **2e** (521.2-822.7 mg, 3.34-5.20 mmol, molar ratio: 1.5 mol **2b** or **2e** / 1 mol dicarbonyl compound) was added. The reaction mixture was stirred at 40 °C for 6 h, cooled to 20-25 °C. The resulting mixture was diluted with CHCl₃ (70 mL), and the organic layer was washed with H₂O (3×10 mL), dried over Na₂SO₄, filtered, and concentrated under a water-jet vacuum. Products **3fb**, **3hb**, **3ee**, **3he** were isolated by chromatography on SiO₂ eluting with PE-EtOAc in a linear gradient of the latter from 30 to 90 vol %.

1-{[1-Acetyl-1-(4-chlorobenzyl)-2-oxopropoxy]carbonyl}cyclopentanecarboxylic acid (3ee)

Yield was 70% (593.2 mg, 1.56 mmol, LaCl₃ catalyst).

White solid, m.p. = 85-86 °C. *R_f* = 0.42 (PE:EtOAc = 5:1 + 2% AcOH).

¹H NMR (300.13 MHz, CDCl₃, δ): 1.69-1.77 (m, 4H), 2.13 (s, 6H), 2.20-2.29 (m, 4H), 3.55 (s, 2H), 7.00 (d, *J* = 8.1 Hz, 2H), 7.21 (d, *J* = 8.1 Hz, 2H), 10.00 (br.s., 1H).

¹³C NMR (75.48 MHz, CDCl₃, δ): 25.5, 27.1, 34.5, 38.8, 60.5, 94.6, 128.6, 131.4, 132.1, 133.5, 170.9, 177.7, 201.4.

HRMS (ESI) *m/z* [M+Na]⁺ : Calcd for [C₁₉H₂₁ClNaO₆]⁺ : 403.0919. Found: 403.0908.

Anal. Calcd for C₁₉H₂₁ClO₆ C: 59.92 %, H: 5.56 %, Cl: 9.31 %. Found C: 59.85 %, H: 5.63 %, Cl: 9.31 %.

IR (KBr): 3411, 2965, 2873, 1750, 1706, 1493, 1357, 1296, 1195, 1158 cm⁻¹.

1-{[1-Benzyl-1-(ethoxycarbonyl)-2-oxopropoxy]carbonyl}cyclopentanecarboxylic acid (3he)

Yields: 38% (324.7 mg, 0.86 mmol, LaCl₃ catalyst), 34% (290.5 mg, 0.77 mmol, La(NO₃)₃ catalyst).

White solid, m.p. = 68-69 °C. *R_f* = 0.48 (PE:EtOAc = 2 : 1 + 2% AcOH).

¹H NMR (300.13 MHz, CDCl₃, δ): 1.17 (t, *J* = 7.3 Hz, 3H), 1.63-1.75 (m, 4H), 2.11-2.30 (m, 7H), 3.47 (d, *J* = 13.9 Hz, 1H, CH₂), 3.54 (d, *J* = 13.9 Hz, 1H, CH₂), 4.08-4.20 (m, 2H), 7.03-7.15 (m, 2H), 7.18-7.26 (m, 3H), 10.47 (br.s., 1H).

¹³C NMR (75.48 MHz, CDCl₃, δ): 13.7, 25.5, 27.4, 34.3, 34.4, 39.5, 60.3, 62.3, 88.8, 127.4, 128.3, 130.2, 133.6, 166.2, 170.6, 177.6, 201.5.

HRMS (ESI) m/z $[M+Na]^+$: Calcd for $[C_{20}H_{24}NaO_7]^+$: 399.1414. Found: 399.1411.

Anal. Calcd for $C_{20}H_{24}O_7$ C: 63.82 %, H: 6.43 %. Found C: 63.54 %, H: 6.48 %.

IR (thin layer): 2982, 2963, 2875, 1764, 1714, 1282, 1263, 1161, 1085, 1014, 704 cm^{-1} .

By-product **9** was isolated additionally with C-O coupling product **3he** in the case of $LaCl_3$ catalyst.

Ethyl 2-benzyl-2-chloro-3-oxobutanoate (**9**)⁶⁴

Yield of **9** was 40 % (231.3 mg, 0.91 mmol). Colorless oil. R_f = 0.67 (PE:EtOAc = 10:1).

1H NMR (300.13 MHz, $CDCl_3$, δ): 1.23 (t, J = 7.3 Hz, 3H), 2.24 (s, 3H), 3.43 (d, J = 14.7 Hz, 1H), 3.53 (d, J = 14.7 Hz, 1H), 4.15-4.27 (m, 2H), 7.16-7.30 (m, 5H).

^{13}C NMR (75.48 MHz, $CDCl_3$, δ): 13.8, 26.4, 42.2, 63.0, 75.2, 127.4, 128.2, 130.6, 134.0, 167.0, 198.8.

By-product **10** was isolated additionally with C-O coupling product **3he** in the case of $La(NO_3)_3$ catalyst.

2-Benzyl-2-hydroxy-3-oxobutanoate (**10**)⁶⁵

Yield of **10** was 50 % (268.2 mg, 1.14 mmol). Colorless oil. R_f = 0.67 (PE:EtOAc = 5 : 1).

1H NMR (300.13 MHz, $CDCl_3$, δ): 1.27 (t, J = 7.3 Hz, 3H), 2.26 (s, 3H), 3.17 (d, J = 14.1 Hz, 1H), 3.40 (d, J = 14.1 Hz, 1H), 4.06 (br.s., 1H), 4.21 (q, J = 7.3 Hz, 2H), 7.17-7.30 (m, 5H).

^{13}C NMR (75.48 MHz, $CDCl_3$, δ): 14.0, 25.1, 40.7, 62.8, 84.2, 127.1, 128.2, 130.1, 134.6, 170.5, 203.9.

General procedure for products **3bc**, **3dc**, **3dd**

Malonyl peroxide **2c** or **2d** (504.9-560.3 mg, 3.94-4.07 mmol, 1.5 mol **2c** or **2d** / 1 mol substrate **1**) was added with stirring to a solution of diketone **1b** or **1d** (500.0 mg, 2.63-2.71 mmol) in $CHCl_3$ (10 mL) at room temperature. The reaction mixture was stirred at 40 °C for 6 h, cooled to 20-25 °C, the solvent was removed using a water-jet vacuum pump. Products **3bc**, **3dc** or **3dd** were isolated as described above.

1-[(1,1-Diacetylheptyl)oxy]carbonylcyclopropanecarboxylic acid (**3bc**)

Yield was 90% (762.8 mg, 2.44 mmol). Colorless oil. R_f = 0.51 (PE:EtOAc = 2:1 +2% AcOH).

¹H NMR (300.13 MHz, CDCl₃, δ): 0.85 (t, *J* = 7.3 Hz, 3H), 1.04-1.32 (m, 10H), 1.82-1.93 (m, 4H), 2.22 (s, 6H).

¹³C NMR (75.48 MHz, CDCl₃, δ): 13.9, 21.7, 22.4, 23.4, 26.0, 26.4, 29.0, 31.3, 33.5, 96.1, 170.9, 173.3, 200.5.

HRMS (ESI) *m/z* [M+Na]⁺. Calcd for [C₁₆H₂₄NaO₆]⁺: 335.1465. Found: 335.1465.

Anal. Calcd for C₁₆H₂₄O₆ C: 61.52 %, H: 7.74 %. Found C: 61.60 %, H: 7.61 %.

IR (thin layer): 3412, 2958, 2931, 2861, 1740, 1716, 1417, 1359, 1332, 1187, 1154, 1131, 974, 527.

1-[(1-Acetyl-1-benzyl-2-oxopropoxy)carbonyl]cyclopropanecarboxylic acid (3dc)

Yield was 92% (769.7 mg, 2.42 mmol). White solid, m.p. = 79-80 °C. *R_f* = 0.44 (PE:EtOAc = 2:1+ 2% AcOH).

¹H NMR (300.13 MHz, CDCl₃, δ): 1.53-1.59 (m, 2H), 1.75-1.80 (m, 2H), 2.14 (s, 6H), 3.61 (s, 2H), 6.95-7.01 (m, 2H), 7.24-7.28 (m, 3H), 10.87 (br.s., 1H).

¹³C NMR (75.48 MHz, CDCl₃, δ): 21.7, 25.9, 26.8, 39.0, 95.6, 127.7, 128.7, 129.5, 133.2, 170.7, 173.1, 200.4.

HRMS (ESI) *m/z* [M+Na]⁺: Calcd for [C₁₇H₁₈NaO₆]⁺: 341.0996. Found: 341.0994.

Anal. Calcd for C₁₉H₁₈O₄ C: 64.14 %, H: 5.70 %. Found C: 64.15 %, H: 5.78 %.

IR (KBr): 3034, 3010, 2927, 1744, 1702, 1358, 1329, 1219, 1143, 919, 767, 719, 522 cm⁻¹.

1-[(1-Acetyl-1-benzyl-2-oxopropoxy)carbonyl]cyclobutanecarboxylic acid (3dd)

Yield was 81% (707.5 mg, 2.13 mmol). Colorless oil. *R_f* = 0.27 (PE:EtOAc = 2:1+ 2% AcOH).

¹H NMR (300.13 MHz, CDCl₃, δ): 2.00 (quintet, *J* = 8.3 Hz, 2H), 2.14 (s, 6H), 2.57 (t, *J* = 8.3 Hz, 4H), 3.59 (s, 2H), 7.02-7.06 (m, 2H), 7.19-7.26 (m, 3H), 9.45 (br.s., 1H).

¹³C NMR (75.48 MHz, CDCl₃, δ): 16.1, 27.1, 28.7, 39.4, 52.7, 94.7, 127.4, 128.4, 129.9, 133.6, 170.0, 176.7, 201.5.

HRMS (ESI) *m/z* [M+Na]⁺. Calcd for [C₁₈H₂₀NaO₆]⁺: 355.1152. Found: 355.1148.

Anal. Calcd for C₁₈H₂₀O₆ C: 65.05 %, H: 6.07 %. Found C: 65.30 %, H: 6.30 %.

IR (thin layer): 3065, 3004, 2957, 1741, 1714, 1417, 1358, 1280, 1201, 1134, 1109, 928, 705 cm^{-1} .

Experimental procedure for 1-[[1-benzyl-1-(ethoxycarbonyl)-2-oxopropoxy]carbonyl]cyclopropanecarboxylic acid (**3hc**)

$\text{Eu}(\text{NO}_3)_3 \cdot 6\text{H}_2\text{O}$ (200.7 mg, 0.45 mmol, molar ratio: 0.2 mol / 1 mol oxoester **1h**) or $\text{LaCl}_3 \cdot 7\text{H}_2\text{O}$ (168.6 mg, 0.45 mmol, molar ratio: 0.2 mol / 1 mol oxoester **1h**) or $\text{La}(\text{NO}_3)_3 \cdot 6\text{H}_2\text{O}$ (196.6 mg, 0.45 mmol, molar ratio: 0.2 mol / 1 mol oxoester **1h**) was added with stirring to a solution of oxoester **1h** (500.0 mg, 2.27 mmol) in CHCl_3 or in 9:1 v/v $\text{CHCl}_3/\text{MeOH}$ the case of $\text{LaCl}_3 \cdot 7\text{H}_2\text{O}$ (10 mL) at room temperature.

The mixture was stirred at 20-25°C for 5 min. Then cyclopropyl malonyl peroxide **2c** (436.1 mg, 3.4 mmol, molar ratio: 1.5 mol **2c** / 1 mol oxoester **1h**) was added. The reaction mixture was stirred at 40 °C for 6 h, cooled to 20-25 °C. The resulting mixture was diluted with CHCl_3 (70 mL), and the organic layer was washed with H_2O (3×10 mL), dried over Na_2SO_4 , filtered, and concentrated under a water-jet vacuum. Product **3hc** was isolated as described above. Yields: 23 % (181.1 mg, 0.52 mmol, $\text{Eu}(\text{NO}_3)_3$ catalyst), 17% (134.4 mg, 0.39 mmol, LaCl_3 catalyst), 18% (142.35 mg, 0.41 mmol, $\text{La}(\text{NO}_3)_3$ catalyst).

Colorless oil. $R_f = 0.16$ (PE:EtOAc= 2:1+ 2% AcOH).

^1H NMR (300.13 MHz, CDCl_3 , δ): 1.20 (t, $J = 7.3$ Hz, 3H), 1.50-1.59 (m, 1H), 1.77-1.91 (m, 3H), 2.28 (s, 3H), 3.46 (s, 2H), 4.19 (q, $J = 7.3$ Hz, 2H), 6.98-7.07 (m, 2H), 7.24-7.32 (m, 3H).

^{13}C NMR (75.48 MHz, CDCl_3 , δ): 13.8, 22.5, 25.4, 27.3, 39.7, 62.8, 89.2, 127.9, 128.6, 129.7, 132.9, 165.8, 169.8, 174.4, 199.4.

HRMS (ESI) m/z $[\text{M}+\text{Na}]^+$: Calcd for $[\text{C}_{18}\text{H}_{20}\text{NaO}_7]^+$: 371.1101. Found: 371.1094.

Anal. Calcd for $\text{C}_{18}\text{H}_{20}\text{O}_7$ C: 62.06 %, H: 5.79 %. Found C: 62.01 %, H: 5.93 %.

IR (KBr): 3118, 3066, 3033, 2985, 1760, 1739, 1699, 1417, 1368, 1270, 1186, 1150, 1086, 860, 703 cm^{-1} .

Experimental procedures for Scheme 2.

Alcoholysis of spirocyclopentylmalonyl peroxide (**2e**)

Spirocyclopentylmalonoyl peroxide (**2e**) (500.0 mg, 3.20 mmol) was added with stirring to EtOH (5 mL) at room temperature. The reaction mixture was stirred at 20 °C for 6 h, and then it was concentrated under a water-aspirator vacuum. Products **11** and **12** were isolated by chromatography on SiO₂ with elution using PE-EtOAc in a linear gradient of EtOAc from 0 to 50 vol %. Yield of **11** was 70 % (452.9 mg, 2.24 mmol, purity >= 95 % based on ¹H and ¹³C NMR), the yield of **12** was 18 % (107.0 mg, 0.57 mmol).

1-(Ethoxycarbonyl)cyclopentanecarboperoxoic acid (**11**)

Colorless oil. R_f = 0.39 (PE:EtOAc = 5 : 1).

¹H NMR (300.13 MHz, CDCl₃, δ): 1.24 (t, *J* = 7.3 Hz, 3H), 1.65-1.77 (m, 4H), 2.18-2.29 (m, 4H), 4.18 (q, *J* = 7.3 Hz, 2H), 11.24 (br.s., 1H).

¹³C NMR (75.48 MHz, CDCl₃, δ): 13.9, 25.3, 34.7, 58.5, 62.1, 170.9, 173.7.

HRMS (ESI) *m/z* [M+Na]⁺ : Calculated for [C₉H₁₄NaO₅]⁺ : 225.0733. Found: 225.0729.

1-(Ethoxycarbonyl)cyclopentanecarboxylic acid (**12**)⁶⁶

Colorless oil. R_f = 0.26 (PE:EtOAc = 5 : 1).

¹H NMR (300.13 MHz, CDCl₃, δ): 1.24 (t, *J* = 7.3 Hz, 3H), 1.64-1.75 (m, 4H), 2.15-2.25 (m, 4H), 4.18 (q, *J* = 7.3 Hz, 2H), 9.94 (br.s., 1H).

¹³C NMR (75.48 MHz, CDCl₃, δ): 13.9, 25.5, 34.7, 60.3, 61.6, 172.3, 178.7.

Hydroxylation of oxoester **1h** by 1-(ethoxycarbonyl)cyclopentanecarboperoxoic acid **11**

La(NO₃)₃·6H₂O (97.5 mg, 0.23 mmol, molar ratio: 0.2 mol La(NO₃)₃·6H₂O / 1 mol oxoester **1h**) was added with stirring to a solution of oxoester **1h** (250.0 mg, 1.14 mmol) in EtOH (5 mL) at room temperature. The mixture was stirred at 20-25°C for 5 min. Then 1-(ethoxycarbonyl)cyclopentanecarboperoxoic acid **11** (345.8 mg, 1.71 mmol, molar ratio: 1.5 mol **11** / 1 mol oxoester **1h**) was added. The reaction mixture was stirred at 40 °C for 6 h, cooled to 20-25 °C. The resulting mixture was diluted with CHCl₃ (40 mL), and the organic layer was washed with H₂O (3×5 mL), dried over Na₂SO₄, filtered, and concentrated under a water-jet vacuum. Product **10** was isolated

by chromatography on SiO₂ with elution using PE-EtOAc in a linear gradient of latter from 0 to 50 vol %. Yield of **10** is 30 % (80.3 mg, 0.34 mmol).

Hydroxylation of diketone **1d** by 1-(ethoxycarbonyl)cyclopentanecarboxylic acid **11**

1-(Ethoxycarbonyl)cyclopentanecarboxylic acid (**11**) (398.6 mg, 1.97 mmol, molar ratio: 1.5 mol **11** / 1 mol diketone **1d**) was added with stirring to a solution of diketone **1d** (250.0 mg, 1.31 mmol) in EtOH (5 mL) at room temperature. The reaction mixture was stirred at 40 °C for 6 h, cooled to 20-25 °C. The resulting mixture was diluted with CHCl₃ (70 mL), and the organic layer was washed with H₂O (3 × 5 mL), dried over Na₂SO₄, filtered, and concentrated under a water-aspirator vacuum. Product **13** was isolated as described above. Yield of **13** is 71 % (191.8 mg, 0.93 mmol).

3-Benzyl-3-hydroxy-2,4-pentanedione (**13**)⁵

Colorless oil. $R_f = 0.33$ (PE:EtOAc= 10 : 1).

¹H NMR (300.13 MHz, CDCl₃, δ): 2.21 (s, 6H), 3.27 (s, 2H), 4.68 (s, 1H), 7.16-7.28 (m, 5H).

¹³C NMR (75.48 MHz, CDCl₃, δ): 25.6, 41.8, 91.0, 127.2, 128.3, 130.0, 134.5, 206.6.

General procedure for Scheme 3

LaCl₃·7H₂O (371.4-165.6 mg, 1.00-0.45 mmol, molar ratio: 0.2 mol LaCl₃·7H₂O / 1 mol substrate **4**) was added with stirring to a solution of substrate **4** (500.0 mg, 2.23-5.00 mmol) in EtOH (10 mL) at room temperature. The mixture was stirred at 20-25°C for 5 min. Then diethylmalonyl peroxide **2b** (1410.5-3163.0 mg, 8.92-20.00 mmol, molar ratio: 4 mol **2b** / 1 mol substrate **4**) was added. The reaction mixture was stirred at 40 °C for 6 h, cooled to 20-25 °C. The resulting mixture was diluted with CHCl₃ (70 mL), and the organic layer was washed with H₂O (3×10 mL), dried over Na₂SO₄, filtered, and concentrated under a water-jet vacuum. Products **5** were isolated by chromatography on SiO₂ with elution using PE- EtOAc in a linear gradient of EtOAc from 30 to 90 vol %.

2,2'-[(2,4-Dioxopentane-3,3-diyl)bis(oxycarbonyl)]bis(2-ethylbutanoic acid) (**5a**)

Yield was 58 % (1206.2 mg, 2.90 mmol). White solid, m.p. = 116-120 °C. $R_f = 0.22$ (PE:EtOAc = 2:1 + 2 % AcOH).

¹H NMR (300.13 MHz, CDCl₃, δ): 0.86-0.98 (m, 12H), 1.93-2.07 (m, 8H), 2.41 (s, 6H), 11.70 (br.s., 2H).

¹³C NMR (75.48 MHz, CDCl₃, δ): 8.2, 25.8, 26.4, 58.6, 97.4, 168.7, 176.7, 198.9.

HRMS (ESI) m/z [M+Na]⁺ : Calcd for [C₁₉H₂₈NaO₁₀]⁺ : 439.1575. Found: 439.1570.

Anal. Calcd for C₁₉H₂₈O₁₀ C: 54.80 %, H: 6.78 %. Found C: 54.91 %, H: 6.97 %.

IR (KBr): 3400, 2981, 2969, 2885, 1776, 1724, 1458, 1422, 1353, 1241, 1205, 1119, 1054, 977 cm⁻¹.

2,2'-[(1,3-Dioxo-1-phenylbutane-2,2-diyl)bis(oxycarbonyl)]bis(2-ethylbutanoic acid) (5b)

Yield was 78 % (1150.6 mg, 2.40 mmol). White solid, m.p. = 111-113 °C.

R_f = 0.24 (PE:EtOAc = 2:1 + 2 % AcOH).

¹H NMR (300.13 MHz, CDCl₃, δ): 0.84-0.97 (m, 12H), 1.88-2.07 (m, 8H), 2.52 (s, 3H), 7.39-7.44 (m, 2H), 7.49-7.56 (m, 1H), 7.91 (d, *J* = 7.3 Hz, 2H), 11.43 (br.s., 2H).

¹³C NMR (75.48 MHz, CDCl₃, δ): 8.3, 8.4, 25.9, 26.5, 58.7, 98.7, 127.9, 129.7, 132.9, 134.9, 168.5, 176.7, 192.5, 198.9.

HRMS (ESI) m/z [M+Na]⁺ : Calcd for [C₂₄H₃₀NaO₁₀]⁺ : 501.1731. Found: 501.1727.

Anal. Calcd for C₂₄H₃₀O₁₀ C: 60.24 %, H: 6.32 %. Found C: 60.18 %, H: 6.30 %.

IR (thin layer): 3370, 3082, 2977, 2885, 2635, 1782, 1708, 1695, 1450, 1257, 1207, 1121, 1066, 902 cm⁻¹.

2,2'-[(1,3-Dioxo-1-(4-methyl-phenyl)butane-2,2-diyl)bis(oxycarbonyl)]bis(2-ethylbutanoic acid) (5c)

Yield was 75 % (1049.1 mg, 2.13 mmol). Colorless oil. R_f = 0.27 (PE:EtOAc = 2:1 + 2 % AcOH).

¹H NMR (300.13 MHz, CDCl₃, δ): 0.84-1.03 (m, 12H), 1.88-2.10 (m, 8H), 2.39 (s, 3H), 2.50 (s, 3H), 7.21 (d, *J* = 8.1 Hz, 2H), 7.85 (d, *J* = 8.1 Hz, 2H), 11.38 (br.s., 1H).

¹³C NMR (75.48 MHz, CDCl₃, δ): 8.3, 8.4, 21.7, 25.9, 26.4, 58.7, 99.1, 128.7, 130.0, 132.0, 144.1, 168.5, 176.5, 191.3, 198.8.

HRMS (ESI) m/z [M+Na]⁺ : Calcd for [C₂₅H₃₂NaO₁₀]⁺ : 515.1888. Found: 515.1881.

Anal. Calcd for C₂₅H₃₂O₁₀ C: 60.97 %, H: 6.55 %. Found C: 60.81 %, H: 6.59 %.

IR (CHCl₃): 3436, 2977, 2946, 2632, 1772, 1738, 1712, 1608, 1457, 1217, 1123, 1068, 906 cm⁻¹.

2,2'-[(1,3-Dioxo-1,3-diphenylpropane-2,2-diyl)bis(oxycarbonyl)]bis(2-ethylbutanoic acid) (5d)

Yield was 65 % (783.5 mg, 1.45 mmol). White solid, m.p. = 136-138 °C. R_f = 0.40 (PE:EtOAc = 2:1 + 2 % AcOH).

¹H NMR (300.13 MHz, CDCl₃, δ): 0.75-0.83 (m, 12H), 1.87-1.95 (m, 8H), 7.35-7.46 (m, 4H), 7.50-7.55 (m, 2H), 8.03 (d, *J* = 7.33 Hz, 4H), 10.89 (br.s., 2H).

¹³C NMR (75.48 MHz, CDCl₃, δ): 8.2, 25.5, 58.8, 100.2, 128.1, 129.9, 133.3, 134.5, 168.2, 176.9, 190.9.

HRMS (ESI) *m/z* [M+Na]⁺ : Calcd for [C₂₉H₃₂NaO₁₀]⁺ : 563.1888. Found: 563.1892.

Anal. Calcd for C₂₉H₃₂O₁₀ C: 64.44 %, H: 5.97 %. Found C: 64.34 %, H: 6.00 %.

IR (KBr): 3401, 3076, 2978, 1774, 1707, 1450, 1256, 1212, 1132, 1030, 930, 691 cm⁻¹.

2,2'-[(1-Ethoxy-1,3-dioxobutane-2,2-diyl)bis(oxycarbonyl)]bis(2-ethylbutanoic acid) (5e)

Yield was 68 % (1165.8 mg, 2.61 mmol). White solid, m.p. = 100-102 °C.

R_f = 0.43 (PE:EtOAc = 2:1 + 2% AcOH).

¹H NMR (300.13 MHz, CDCl₃, δ): 0.86-0.97 (m, 12H), 1.24 (t, *J* = 7.33 Hz, 3H), 1.93-2.02 (m, 8H), 2.43 (s, 3H), 4.23 (q, *J* = 7.32 Hz, 2H), 9.36 (br.s., 2H).

¹³C NMR (75.48 MHz, CDCl₃, δ): 8.2, 13.6, 25.6, 25.7, 26.0, 58.6, 63.3, 94.2, 162.3, 168.8, 176.1, 197.2.

HRMS (ESI) *m/z* [M+Na]⁺. Calcd for [C₂₀H₃₀NaO₁₁]⁺ : 469.1680. Found: 469.1680.

Anal. Calcd for C₂₀H₃₀O₁₁ C: 53.81 %, H: 6.77 %. Found C: 53.78 %, H: 6.71 %.

IR (KBr): 3084, 2980, 2887, 1787, 1710, 1458, 1259, 1104, 1070, 939, 568 cm⁻¹.

2,2'-[(1-Ethoxy-1,3-dioxo-3-phenylpropane-2,2-diyl)bis(oxycarbonyl)]bis(2-ethylbutanoic acid) (5f)

Yield was 56 % (740.7 mg, 1.46 mmol). White solid, m.p. = 120-122 °C. R_f = 0.45 (PE:EtOAc = 2:1 + 2 % AcOH).

^1H NMR (300.13 MHz, CDCl_3 , δ): 0.78-0.99 (m, 12H), 1.29 (t, J = 7.3 Hz, 3H), 1.85-2.06 (m, 8H), 4.33 (q, J = 7.3 Hz, 2H), 7.36-7.56 (m, 3H), 8.06 (d, J = 7.3 Hz, 2H), 11.75 (br.s., 2H).

^{13}C NMR (75.48 MHz, CDCl_3 , δ): 8.1, 8.3, 13.8, 25.6, 58.9, 63.3, 96.2, 128.2, 129.5, 133.38, 133.45, 163.2, 168.3, 177.3, 188.0.

HRMS (ESI) m/z $[\text{M}+\text{Na}]^+$. Calcd for $[\text{C}_{25}\text{H}_{32}\text{NaO}_{11}]^+$: 531.1837. Found: 531.1834.

Anal. Calcd for $\text{C}_{25}\text{H}_{32}\text{O}_{11}$ C: 59.05 %, H: 6.34 %. Found C: 59.05 %, H: 6.53 %.

IR (KBr): 2978, 2885, 1782, 1756, 1703, 1450, 1273, 1133, 1090, 1054, 929 cm^{-1} .

Experimental procedure for Scheme 4

1 M NaHCO_3 (5 ml) was added with stirring to a solution of coupling product **5f** (508.5 mg, 1.0 mmol) in CHCl_3 (10 mL). The reaction mixture was stirred at 20-25°C for 2 h. The 1 M HCl (5 ml) was added and aqueous layer was extracted with chloroform (3×10 ml). The combined organic layers washed with H_2O (3×5 ml) and dried over MgSO_4 . The solvent was removed under reduced pressure. Product **6f** was isolated by chromatography on SiO_2 with elution using PE-EtOAc in a linear gradient of EtOAc from 10 to 50 vol %. Yield of **6f** is 70 % (157.0 mg, 0.70 mmol).

Ethyl 2,3-dioxo-3-phenylpropanoate (**6f**)⁶⁷

Yellow oil. R_f = 0.61 (PE:EtOAc = 2 : 1).

Mixture of vicinal tricarbonyl compound and its hydrated form.

^1H NMR (300.13 MHz, CDCl_3 , δ): 1.07 (t, J = 7.3 Hz, 1.8 H), 1.37 (t, J = 7.3 Hz, 1.2H), 4.20 (q, J = 7.3 Hz, 1.2H), 4.41 (q, J = 7.3 Hz, 0.8H), 5.35 (br.s., 0.8H), 7.42-7.71 (m, 3H), 7.96-8.12 (m, 2H).

^{13}C NMR (75.48 MHz, CDCl_3 , δ): 13.6, 13.9, 63.2, 63.3, 91.6, 128.5, 128.7, 129.1, 130.0, 130.1, 131.4, 131.5, 133.7, 134.6, 135.5, 169.9, 183.8, 190.2, 191.6.

ACKNOWLEDGMENTS

This work was supported by the Russian Science Foundation (Grant № 14-23-00150). WA thanks the University of Puerto Rico, Rio Piedras Campus for the ‘Profesor Emerito’ distinction.

SUPPORTING INFORMATION

The Supporting Information is available free of charge on the ACS Publications website at DOI:

Supplementary data about reaction conditions, ^1H and ^{13}C NMR spectra, HRMS and IR spectra of all new compounds (PDF).

REFERENCES

1. (a) Li, C.-J. *Acc. Chem. Res.* **2009**, *42*, 335. (b) Yeung, C. S.; Dong, V. M. *Chem. Rev.* **2011**, *111*, 1215. (c) Girard, S. A.; Knauber, T.; Li, C.-J. *Angew. Chem. Int. Ed.* **2013**, *52*, 2. (d) Krylov, I. B.; Vil', V. A.; Terent'ev, A. O. *Beilstein J. Org. Chem.* **2015**, *11*, 92.
2. *From C-H to C-C Bonds: Cross-Dehydrogenative-Coupling*; Li, C.-J., Ed.; The Royal Society of Chemistry: Cambridge, U.K., 2014.
3. (a) Zhang, C.; Tanga, C.; Jiao, N. *Chem. Soc. Rev.* **2012**, *41*, 3464. (b) Samanta, R.; Matcha, K.; Antonchick, A. P. *Eur. J. Org. Chem.* **2013**, *26*, 5769.
4. (a) Melone, L.; Punta, C. *Beilstein J. Org. Chem.* **2013**, *9*, 1296. (b) Han, B.; Liu, Q.; Liu, Z.; Mu, R.; Zhang, W.; Liu, Z.-L.; Yu, W. *Synlett* **2005**, *15*, 2333. (c) Yang, G.; Zhang, Q.; Miao, H.; Tong, X.; Xu, J. *Org. Lett.*, **2005**, *7*, 263.
5. Terent'ev, A. O.; Vil', V. A.; Nikishin, G.I.; Adam, W. *Synlett* **2015**, *26*, 802.
6. (a) Prileschajew, N. *Ber. Dtsch. Chem. Ges.* **1909**, *42*, 4811. (b) Durie, A. J.; Slawin, A. M. Z.; Lebl, T.; Kirsch, P.; O'Hagan, D. *Chem. Commun.* **2012**, *48*, 9643.
7. Gao, J.-M.; Yang, S.-X.; Qin, J.-C. *Chem. Rev.*, **2013**, *113*, 4755.
8. Sun, C.; Hunt, D. K.; Chen, C.-L.; Deng, Y.; He, M.; Clark, R. B.; Fyfe, C.; Grossman, T.H.; Sutcliffe, J. A.; Xiao, X.-Y. *J. Med. Chem.* **2015**, *58*, 4703.

9. (a) Vida, J. A.; Samour, C. M.; O'Dea, M.H.; Wang, T. S. T.; Wilber, W.R. *J. Med. Chem.* **1974**, *17*, 732. (b) Vida, J. A.; Samour, C. M.; O'Dea, M.H.; Wang, T. S. T. *J. Med. Chem.* **1974**, *17*, 1194.
10. (a) Che, Y.; Gloer, J. B.; Koster, B.; Malloch, D. *J. Nat. Prod.* **2002**, *65*, 916. (b) Wang, X.; Sena Filho, J. G.; Hoover, A. R.; King, J. B.; Ellis, T. K.; Powell, D. R.; Cichewicz, R. H. *J. Nat. Prod.* **2010**, *73*, 942.
11. (a) Lin, L.; Mulholland, N.; Wu, Q.-Y.; Beattie, D.; Huang, S.-W.; Irwin, D.; Clough, J.; Gu, Y.-C.; Yang, G.-F. *J. Agric. Food Chem.* **2012**, *60*, 4480. (b) Yamazaki, H.; Omura, S.; Tomoda, H. *Chem. Pharm. Bull.* **2010**, *58*, 829.
12. (a) Sun, X.-L.; Takayanagi, H.; Matsuzaki, K.; Tanaka, H.; Furuhata, K. *J. Antibiot.* **1996**, *49*, 689. (b) Wang, H.; Wang, Y.; Wang, W.; Fu, P.; Liu, P.; Zhu, W. *J. Nat. Prod.* **2011**, *74*, 2014.
13. (a) Wang, P.; Kim, W.; Pickens, L. B.; Gao, X.; Tang, Y. *Angew. Chem. Int. Ed.* **2012**, *51*, 11136. (b) Wang, Z.; Sheng, Y.; Duan, H.; Yu, Q.; Shiab, W.; Zhang, S. *RSC Adv.* **2014**, *4*, 53788.
14. (a) Perrin, C. L.; Arrhenius, T. *J. Am. Chem. Soc.* **1978**, *100*, 5249. (b) Greene, F. D. *J. Am. Chem. Soc.* **1956**, *78*, 2246. (c) Greene, F. D.; Rees, W. W. *J. Am. Chem. Soc.* **1958**, *80*, 3432. (d) Adam, W.; Rucktäschel, R. *J. Org. Chem.* **1978**, *43*, 3886. (e) Darmon, M. J.; Schuster, G. B. *J. Org. Chem.* **1982**, *47*, 4658.
15. (a) Schwarz, M.; Reiser, O. *Angew. Chem. Int. Ed.* **2011**, *50*, 10495. (b) Yuan, C.; Axelrod, A.; Varela, M.; Danysh, L.; Siegel, D. *Tetrahedron Lett.* **2011**, *52*, 2540. (c) Griffith, J. C.; Jones, K. M.; Picon, S.; Rawling, M. J.; Kariuki, B. M.; Campbell, M.; Tomkinson, N. C. O. *J. Am. Chem. Soc.* **2010**, *132*, 14409. (d) Picon, S.; Rawling, M.; Campbell, M.; Tomkinson, N. C. O. *Org. Lett.* **2012**, *14*, 6250. (e) Jones, K. M.; Tomkinson, N. C. O. *J. Org. Chem.* **2012**, *77*, 921. (f) Rawling, M. J.; Rowley, J. H.; Campbell, M.; Kennedy, A. R.; Parkinson, J. A.; Tomkinson, N. C. O. *Chem. Sci.* **2014**, *5*, 1777. (g) Rawling, M. J.; Tomkinson, N. C. O. *Org. Biomol. Chem.* **2013**, *11*, 1434. (h) Alamillo-Ferrer, C.; Davidson, S.C.; Rawling, M. J.; Theodoulou, N.H.; Campbell, M.; Humphreys, P. G.; Kennedy, A. R.; Tomkinson, N. C. O. *Org. Lett.* **2015**, *17* (20), 5132.

16. (a) Yuan, C.; Liang, Y.; Hernandez, T.; Berriochoa, A.; Houk, K. N.; Siegel, D. *Nature (London, U.K.)* **2013**, 499, 192. (b) Yuan, C.; Eliassen, A. M.; Camelio, A. M.; Siegel D. *Nature Protocols* **2014**, 9, 2624. (c) Dragan, A.; Kubczyk, T. M.; Rowley, J. H.; Sproules, S.; Tomkinson, N. C. O. *Org. Lett.*, **2015**, 17, 2618. (d) Camelio, A. M.; Liang, Y.; Eliassen, A. M.; Johnson, T. C.; Yuan, C.; Schuppe, A. W.; Houk, K. N.; Siegel, D. *J. Org. Chem.*, **2015**, 80, 8084. (e) Eliassen, A. M.; Christy, M.; Claussen, K. R.; Besandre, R.; Thedford, R. P.; Siegel, D. *Org. Lett.*, **2015**, 17, 4420.
17. (a) Yu, W.-Y.; Sit, W. N.; Zhou, Z.; Chan, A. S.-C. *Org. Lett.* **2009**, 11, 3174. (b) Pan, C.; Zhang, H.; Han, J.; Cheng, Y.; Zhu, C. *Chem. Commun.* **2015**, 51, 3786. (c) Li, D.; Xu, N.; Zhang, Y.; Wang, L. *Chem. Commun.*, **2014**, 50, 14862. (d) Qian, C.; Lin, D.; Deng, Y.; Zhang, X.-Q.; Jiang, H.; Miao, G.; Tang X.; Zeng, W. *Org. Biomol. Chem.* **2014**, 12, 5866.
18. Chang, D.; Zhu, D.; Shi, L. *J. Org. Chem.* **2015**, 80, 5928.
19. (a) Smith, A. M. R.; Billen, D.; Hii, K. K. *Chem. Commun.* **2009**, 26, 3925. (b) Smith, A. M. R.; Rzepa, H. S.; White, A. J. P.; Billen, D.; Hii, K. K. *J. Org. Chem.* **2010**, 75, 3085. (c) Christoffers, J.; Werner, T.; Frey, W.; Baro, A. *Eur. J. Org. Chem.* **2003**, No. 24, 4879. (d) Christoffers, J. *J. Org. Chem.* **1999**, 64, 7668. (e) Richardson, A. M.; Chen, C.-H.; Snider, B. B. *J. Org. Chem.* **2007**, 72, 8099. (f) Christoffers, J.; Kauf, T.; Werner, T.; Rössle, M. *Eur. J. Org. Chem.* **2006**, 11, 2601. (g) Asahara, H.; Nishiwaki, N. *J. Org. Chem.* **2014**, 79 (23), 11735. (h) Liang, Y.-F.; Jiao, N. *Angew. Chem. Int. Ed.* **2014**, 53 (2), 548. (i) Zou, L.; Wang, B.; Mu, H.; Zhang, H.; Song, Y.; Qu, J. *Org. Lett.* **2013**, 15, 3106. (j) Yao, H.; Lian, M.; Li, Z.; Wang, Y.; Meng, Q. *J. Org. Chem.* **2012**, 77, 9601. (k) Fusco, C. D.; Meninno, S.; Tedesco, C.; Lattanzi, A. *Org. Biomol. Chem.* **2013**, 11, 896. (l) Miyamura, H.; Kobayashi, S. *Chem. Lett.* **2012**, 41, 976. (m) Acocella, M. R.; Mancheno, O. G.; Bella, M.; Jørgensen, K. A. *J. Org. Chem.* **2004**, 69, 8165. (n) Chuang, G. J.; Wang, W.; Lee, E.; Ritter, T. *J. Am. Chem. Soc.* **2011**, 133, 1760. (o) Gong, B.; Meng, Q.; Su, T.; Lian, M.; Wang, Q.; Gao, Z. *Synlett* **2009**, No. 16, 2659. (p) Gu, X.; Zhang, Y.; Xu, Z.-J.; Che, C.-M. *Chem. Commun.* **2014**, 50, 7870. (q) Li, J.; Chen, G.; Wang, Z.; Zhang, R.; Zhang, X.; Ding, K. *Chem. Sci.* **2011**, 2, 1141. (r) Lu, M.; Zhu, D.; Lu, Y.; Zeng, X.; Tan, B.; Xu, Z.; Zhong, G. *J. Am. Chem. Soc.* **2009**,

- 131, 4562. (s) Li, Z.; Li, T.; Li, J.; He, L.; Jia, X.; Yang, J. *Synlett* **2015**, 26, Article ASAP. DOI: 10.1055/s-0035-1560647. (t) Wang, Y.; Li, Z.; Xiong, T.; Zhao, J.; Meng, Q. *Synlett* **2014**, 25, 2155.
20. (a) Terent'ev, A. O.; Vil', V. A.; Bityukov, O. V.; Nikishin, G. I. *Russ. Chem. Bull., Int. Ed.* **2014**, 63, 2461. (b) Rahman, M. T.; Nishino, H. *Org. Lett.* **2003**, 5, 2887. (c) Haque, M. A.; Nishino, H. *Synth. Comm.* **2012**, 42, 608.
21. (a) Krylov, I. B.; Terent'ev, A. O.; Timofeev, V. P.; Shelimov, B. N.; Novikov, R. A.; Merkulova, V. M.; Nikishin, G. I. *Adv. Synth. Catal.* **2014**, 356, 2266. (b) Liu, Y.-Y.; Yang, X.-H.; Yang, J.; Song, R.-J.; Li, J.-H. *Chem. Commun.* **2014**, 50, 6906.
22. Regev, A.; Shalit, H.; Pappo, D. *Synthesis* **2015**, 47, 1716.
23. (a) Yu, J.; Tian, J.; Zhanga, C. *Adv. Synth. Catal.* **2010**, 352, 531. (b) Liu, W.-B.; Chen, C.; Zhang, Q.; Zhu, Z.-B. *Beilstein J. Org. Chem.* **2011**, 7, 1436. (c) Moriarty, R. M.; Vaid, R. K.; Hopkins, T. E.; Vaid, B. K.; Prakash, O. *Tetrahedron Lett.* **1990**, 31, 201.
24. (a) Uyanik, M.; Suzuki, D.; Yasui, T.; Ishihara, K. *Angew. Chem., Int. Ed.* **2011**, 50, 5331. (b) Li, X.; Zhou, C.; Xu, X. *Arkivoc* **2012**, 9, 150.
25. (a) Citterio, A. *J. Org. Chem.* **1989**, 54, 2703. (b) Cong, Z.; Miki, T.; Urakawa, O.; Nishino, H. *J. Org. Chem.* **2009**, 74, 3978.
26. Moloney, M. G.; Nettleton, E.; Smithies, K. *Tetrahedron Lett.* **2002**, 43, 907.
27. Citterio, A.; Cerati, A.; Sebastiano, R. *Tetrahedron Lett.* **1989**, 30, 1289.
28. (a) Lee, J.; Oya, S.; Snyder, J. K. *Tetrahedron Lett.* **1991**, 32, 5899. (b) Lifchits, O.; Demoulin, N.; List, B. *Angew. Chem. Int. Ed.* **2011**, 50, 9680. (c) Wang, D.; Xu, C.; Zhang, L.; Luo, S. *Org. Lett.* **2015**, 17, 576. (d) Jadhav, M. S.; Righi, P.; Marcantoni, E.; Bencivenni, G. *J. Org. Chem.* **2012**, 77, 2667.
29. Lloris, M. E.; Gálvez, N.; Marquet, J.; Moreno-Mañas, M. *Tetrahedron* **1991**, 47, 8031.
30. (a) Salomon, R.; Salomon, M.; Zagorski, M.; Reuter, J.; Coughlin, D. *J. Am. Chem. Soc.* **1982**, 104, 1008. (b) Chmielewski, M.; Achmatowicz, O.; Zamojski, A. *Bull. Pol. Acad. Sci. Chem.* **1984**, 32, 19. (c) Gandolfi, C.; Cotini, L.; Mantovanini, M.; Caselli, G.; Clavenna, G.; Omini, C. US

- 5656656A1, **1997**. (d) Uchida, I.; Hatanaka, H.; Nitta, K.; Hashimoto, S.; Okuhara, M.; Murai, H.; Hashimoto, M. US 5061730A, **1991**. (e) Zhang, Z.; Zheng, W.; Antilla, J. C. *Angew. Chem. Int. Ed.* **2011**, *50*, 1135.
31. (a) Tiecco, M.; Testaferri, L.; Tingoli, M.; Bartoli, D.; Marini, F. *J. Org. Chem.* **1991**, *56*, 5207. (b) Panunzi, B.; Rotiroli, L.; Tingoli, M. *Tetrahedron Lett.* **2003**, *44*, 8753.
32. (a) Miao, C.-B.; Wang, Y.-H.; Xing, M.-L.; Lu, X.-W.; Sun, X.-Q.; Yang, H.-T. *J. Org. Chem.* **2013**, *78*, 11584. (b) Elinson, M. N.; Fedukovich, S. K.; Nikishin, G. I. *Bulletin of the Academy of Sciences of the USSR, Division of chemical science* **1988**, *37*, 2285.
33. (a) Wang, R.; Zheng, Z. Rare Earth Complexes with Carboxylic Acids, Polyaminopolycarboxylic Acids, and Amino Acids. In *Rare Earth Coordination Chemistry: Fundamentals and Applications* Huang, C., Ed.; John Wiley & Sons, Ltd, Chichester, UK, 2010; pp 91-136. (b) Dixon, N. J. Greener Chelating Agents. In *Handbook of Green Chemistry. Part 9. Designing Safer Chemicals* Anastas, P. T., Ed.; John Wiley & Sons, Ltd, Chichester, UK, 2012; pp 281–307.
34. (a) Cativiela, C.; Serrano, J. L.; Zurbano, M. M. *J. Org. Chem.* **1995**, *60*, 3074. (b) Bruno, O.; Bondavalli, F.; Ranise, A.; Schenone, P.; Losasso, C.; Cilenti, L.; Matera C.; Marmo, E. *Farmaco*, **1990**, *45*, 147. (c) Fagan, P. J.; Neidert, E. E.; Nye, M. J.; O'Hare, M. J.; Tang, W.-P. *Can. J. Chem.* **1979**, *57*, 904.
35. Altuna-Urquijo, M.; Stanforth, S. P.; Tarbit, B. *Tetrahedron Lett.* **2005**, *46*, 6111.
36. (a) Altuna-Urquijo, M.; Gehre, A.; Stanforth, S. P.; Tarbit, B. *Tetrahedron* **2009**, *65*, 975. (b) Gehre, A.; Stanforth, S. P.; Tarbit, B. *Tetrahedron Lett.* **2008**, *49*, 4720.
37. (a) Sheldon, R.A. *Chem. Soc. Rev.* **2012**, *41*, 1437. (b) Ananikov, V. P.; Khemchyan, L. L.; Ivanova, Yu. V.; Bukhtiyarov, V. I.; Sorokin, A. M.; Prosvirin, I. P.; Vatsadze, S. Z.; Medved'ko, A. V.; Nuriev, V. N.; Dilman, A. D.; Levin, V. V.; Koptuyug, I. V.; Kovtunov, K. V.; Zhivonitko, V. V.; Likholobov, V. A.; Romanenko, A. V.; Simonov, P. A.; Nenajdenko, V. G.; Shmatova, O. I.; Muzalevskiy, V. M.; Nechaev, M. S.; Asachenko, A. F.; Morozov, O. S.; Dzhevakov, P. B.; Osipov, S. N.; Vorobyeva, D. V.; Topchiy, M. A.; Zotova, M. A.; Ponomarenko, S. A.;

- Borshchev, O. V.; Luponosov, Yu. N.; Rempel, A. A.; Valeeva, A. A.; Stakheev, A. Yu.; Turova, O. V.; Mashkovsky, I. S.; Sysolyatin, S. V.; Malykhin, V. V.; Bukhtiyarova, G. A.; Terent'ev, A. O.; Krylov, I. B. *Russ. Chem. Rev.* **2014**, 83, 885.
38. (a) Zwier, J. M.; Bazin, H.; Lamarque, L.; Mathis, G. *Inorg. Chem.* **2014**, 53, 1854. (b) Armelao, L.; Quici, S.; Barigelletti, F.; Accorsi, G.; Bottaro, G.; Cavazzini, M.; Tondello, E. *Coord. Chem. Rev.* **2010**, 254, 487. (c) Bünzli, J.-C. G. *Lanthanides in Biological Labeling, Imaging, and Therapy*, Encyclopedia of Metalloproteins **2013**, 1110. (d) Bünzli, J.-C. *J. Coord. Chem.* **2014**, 67, 3706.
39. Properzi, R.; Marcantoni, E. *Chem. Soc. Rev.* **2014**, 43, 779.
40. (a) Cotton, S. A. Scandium, Yttrium & the Lanthanides: Inorganic & Coordination Chemistry. In *Encyclopedia of Inorganic and Bioinorganic Chemistry*; John Wiley & Sons, Ltd, Chichester, UK, 2011. (b) Sinha, S. P. Structure and bonding in highly coordinated Lanthanide complexes. In *Rare Earths*. Springer Berlin Heidelberg, 1976; Volume 25 of the series Structure and Bonding, pp 69-149. http://link.springer.com/chapter/10.1007/3-540-07508-9_3 (accessed March 1, 2005).
41. (a) Comby, S.; Surender, E. M.; Kotova, O.; Truman, L.K.; Molloy, J. K.; Gunnlaugsson, T. *Inorg. Chem.* **2014**, 53, 1867. (b) Geißler, D.; Linden, S.; Liermann, K.; Wegner, K. D.; Charbonniere, L. J.; Hildebrandt, N. *Inorg. Chem.* **2014**, 53, 1824. (c) Heffern, M. C.; Matosziuk, L. M.; Meade, T. J. *Chem. Rev.* **2014**, 114, 4496. (d) Amoroso, A. J.; Pope, S. J. A. *Chem. Soc. Rev.* **2015**, 44, 4723.
42. (a) Tropiano, M.; Faulkner, S. *Chem. Commun.* **2014**, 50, 4696. (b) Sørensen, T. J.; Kenwright, A. M.; Faulkner, S. *Chem. Sci.* **2015**, 6, 2054.
43. (a) Imamoto, T. *Lanthanides in Organic Synthesis*; Academic Press: New York, **1994**. (b) Molander, G. A. *Chem. Rev.* **1992**, 92, 29.
44. Azarifar, D.; Khosravi, K.; Soleimane, F. *Synthesis* **2009**, 15, 2553.
45. Jiang, H.; Chu, G.; Gong, H.; Qiao, Q. *J. Chem. Research (S)* **1999**, 288.

- 1 46. Terent'ev, A. O.; Zdvizhkov, A. T.; Kulakova, A. N.; Novikov, R. A.; Arzumanyan, A. V.;
2 Nikishin, G. I. *RSC Adv.* **2014**, *4*, 7579.
3
4
5 47. (a) Li, Y.; Hao, H.-D.; Wu, Y. *Org. Lett.* **2009**, *11*, 2691. (b) Hao, H.-D.; Li, Y.; Han, W.-B.; Wu,
6 Y. *Org. Lett.* **2011**, *13*, 4212. (c) Li, Y.; Hao, H.-D.; Zhang, Q.; Wu, Y. *Org. Lett.* **2009**, *11*, 1615.
7
8 (d) Yan, X.; Chen, J.; Zhu, Y.-T.; Qiao, C. *Synlett* **2011**, No. 19, 2827.
9
10
11 48. (a) Amewu, R.; Stachulski, A. V.; Ward, S. A.; Berry, N. G.; Bray, P. G.; Davies, J.; Labat, G.;
12 Vivas, L.; O'Neill, P. M. *Org. Biomol. Chem.* **2006**, *4*, 4431. (b) Opsenica, I.; Opsenica, D.;
13 Smith, K. S.; Milhous, W. K.; Solaja, B. A. *J. Med. Chem.* **2008**, *51*, 2261.
14
15
16
17 49. Adam, W.; Rucktäschel, R. *J. Org. Chem.* **1972**, *37*, 4128.
18
19
20 50. Bunce, N. J.; Tanner, D. D. *J. Am. Chem. Soc.* **1969**, *91*, 6096.
21
22
23 51. Christoffers, J.; Baro, A.; Werner, T. *Adv. Synth. Catal.* **2004**, *346*, 143.
24
25
26 52. (a) Cheng, G.; Huang, X.; Zhang, H.; Hu, Y.; Kan, C. *RSC Adv.* **2014**, *4*, 29042. (b) Hazlehurst, R.
27 J.; Pellarin, K. R.; McCready, M.S.; Puddephatt, R. J. *Can. J. Chem.* **2015**, *93*, 74.
28
29
30 53. Belyakov, P. A.; Kadentsev, V. I.; Chizhov, A. O.; Kolotyrkina, N. G.; Shashkov, A. S.;
31 Ananikov, V. P. *Mendeleev Commun.* **2010**, *20*, 125.
32
33
34 54. Lash, T.D. *Tetrahedron*, **1998**, *54*, 359.
35
36
37 55. Twyman, L. J.; Sanders, J.K. M. *Tetrahedron Lett.* **1999**, *40*, 6681.
38
39
40 56. Unsworth, W. P.; Coulthard, G.; Kitsiou, C.; Taylor, R.J. K. *J. Org. Chem.* **2014**, *79*, 1368.
41
42
43 57. Olguin, J.; Brooker, S. *New J. Chem.* **2011**, *35*, 1242.
44
45 58. Marquet, J.; Moreno-Manas, M.; Pacheco, P.; Prat, M.; Katritzky, A. R.; Brycki, B. *Tetrahedron*
46 **1990**, *46*, 5333.
47
48
49 59. Beddow, J. E.; Davies, S. G.; Ling, K. B.; Roberts, P. M.; Russell, A. J.; Smith, A. D.; Thomson,
50 J. E. *Org. Biomol. Chem.* **2007**, *5*, 2812.
51
52
53 60. Terent'ev, A.O.; Vil', V. A.; Yaremenko, I. A.; Bitjukov, O. V.; Levitsky, D.O.; Chernyshev,
54 V.V.; Nikishin, G. I.; Fleury, F. *New J. Chem.* **2014**, *38*, 1493.
55
56
57
58
59
60

- 1
2
3
4
5
6
7
8
9
10
11
12
13
14
15
16
17
18
19
20
21
22
23
24
25
26
27
28
29
30
31
32
33
34
35
36
37
38
39
40
41
42
43
44
45
46
47
48
49
50
51
52
53
54
55
56
57
58
59
60
61. Berti, F.; Bincoletto, S.; Donati, I.; Fontanive, G.; Fregonese, M.; Benedetti, F. *Org. Biomol. Chem.* **2011**, *9*, 1987.
62. Terent'ev, A. O.; Vil', V. A.; Mulina, O. M.; Pivnitsky, K. K.; Nikishin, G. I. *Mendeleev Commun.* **2014**, *24*, 345.
63. Chambers, R. D.; Nakano, T.; Okazoe, T.; Sandford, G. *J. Fluor. Chem.* **2009**, *130*, 792.
64. Christoffers, J.; Werner, T. *Synlett* **2002**, No. 1, 119.
65. Christoffers, J.; Werner, T.; Unger, S.; Frey, W. *Eur. J. Org. Chem.* **2003**, No. 3, 425.
66. Paulsen, H.; Maass, U. *Chem. Ber.* **1981**, *114*, 346.
67. Wang, Z.-L.; An, X.-L.; Ge, L.-S.; Jin, J.-H.; Luo, X.; Deng, W.-P. *Tetrahedron* **2014**, *70*, 3788.