

Asymmetric Total Synthesis of the
Iridoid β -Glucoside (+)-Geniposide via
Phosphine Organocatalysis

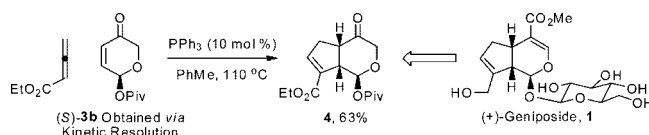
Regan A. Jones and Michael J. Krische*

University of Texas at Austin, Department of Chemistry and Biochemistry,
Austin, Texas 78712

mkrische@mail.utexas.edu

Received February 18, 2009

ABSTRACT



Phosphine-catalyzed [3 + 2] cycloaddition of ethyl-2,3-butadienoate with enone (S)-3b occurs with high levels of regio- and stereocontrol to deliver the *cis*-fused cyclopenta[c]pyran 4 characteristic of the iridoid family of natural products. Cycloadduct 4 was converted to the iridoid glycoside (+)-geniposide in 10 steps.

The iridoids are a large family of monoterpenoid natural products structurally characterized by a highly oxygenated *cis*-fused cyclopenta[c]pyran ring system.¹ Members of this class embody a diverse range of biological activities,^{1d,2} which has made them popular synthetic targets.³ Despite enormous progress, synthetic approaches to iridoid natural products that incorporate their natural

β -glycosides remain rare due to difficulties associated with the glycosidation.⁴

(1) For reviews that catalog members of the iridoid family, see: (a) El-Naggar, L. J.; Beal, J. L. *J. Nat. Prod.* **1980**, *43*, 649. (b) Boros, C. A.; Stermitz, F. R. *J. Nat. Prod.* **1990**, *53*, 1055. (c) Dinda, B.; Debnath, S.; Harigaya, Y. *Chem. Pharm. Bull.* **2007**, *55*, 159. (d) Dinda, B.; Debnath, S.; Harigaya, Y. *Chem. Pharm. Bull.* **2007**, *55*, 689.

(2) For reviews of the biological activity of iridoid natural products, see: (a) Villaseñor, I. M. *Anti-Inflammatory Anti-Allergy Agents Med. Chem.* **2007**, *6*, 307. (b) Tundis, R.; Loizzo, M. R.; Menichini, F.; Statti, G. A.; Menichini, F. *Mini-Rev. Med. Chem.* **2008**, *8*, 399.

(3) For reviews on the synthesis of iridoid natural products, see: (a) Tietze, L.-F. *Angew. Chem., Int. Ed. Engl.* **1983**, *22*, 829. (b) Bianco, A. *Stud. Nat. Prod. Chem.* **1990**, *7*, 439. (c) Bianco, A. *Pure Appl. Chem.* **1994**, *66*, 2335. (d) Isoe, S. *Stud. Nat. Prod. Chem.* **1995**, *16*, 289. (e) Nangia, A.; Prasuna, G.; Rao, P. B. *Tetrahedron* **1997**, *53*, 14507. (f) Franzky, H. *Prog. Chem. Org. Nat. Prod.* **2000**, *79*, 1.

(4) For syntheses of iridoid glycosides, see: (a) Büchi, G.; Carlson, J. A.; Powell, J. E.; Tietze, L.-F. *J. Am. Chem. Soc.* **1970**, *92*, 2165. (b) Partridge, J. J.; Chadha, N. K.; Uskokovic, M. R. *J. Am. Chem. Soc.* **1973**, *95*, 532. (c) Büchi, G.; Carlson, J. A.; Powell, J. E.; Tietze, L.-F. *J. Am. Chem. Soc.* **1973**, *95*, 540. (d) Tietze, L.-F. *Angew. Chem., Int. Ed. Engl.* **1973**, *12*, 757. (e) Tietze, L.-F. *Chem. Ber.* **1974**, *107*, 2499. (f) Tietze, L.-F.; Fischer, R.; Remberg, G. *Liebigs Ann. Chem.* **1987**, 971. (g) Piccini, P.; Vidari, G.; Zanoni, G. *J. Am. Chem. Soc.* **2004**, *126*, 5088. (h) Mangion, I. K.; Macmillan, D. W. C. *J. Am. Chem. Soc.* **2005**, *127*, 3696.

(5) For reviews on phosphine organocatalysis, see: (a) Lu, X.; Zhang, C.; Xu, Z. *Acc. Chem. Res.* **2001**, *34*, 535. (b) Methot, J. L.; Roush, W. R. *Adv. Synth. Catal.* **2004**, *346*, 1035. (c) Lu, X.; Du, Y.; Lu, C. *Pure Appl. Chem.* **2005**, *77*, 1985. (d) Ye, L.-W.; Zhou, J.; Tang, Y. *Chem. Soc. Rev.* **2008**, *37*, 1140. (e) Kwong, C. K.-W.; Fu, M. Y.; Lam, C. S.-L.; Toy, P. H. *Synthesis* **2008**, 2307.

(6) For phosphine-catalyzed cycloisomerization of electron-deficient bisolefins, see: (a) Wang, L.-C.; Luiz, A.-L.; Agapiou, K.; Jang, H.-Y.; Krische, M. J. *J. Am. Chem. Soc.* **2002**, *124*, 2402. (b) Agapiou, K.; Krische, M. J. *Org. Lett.* **2003**, *5*, 1737. (c) Luis, A.-L.; Krische, M. J. *Synthesis* **2004**, 2579. (d) Also see: Frank, S. A.; Mergott, D. J.; Roush, W. R. *J. Am. Chem. Soc.* **2002**, *124*, 2404.

(7) For phosphine-catalyzed regioretentive allylic substitutions of Morita–Baylis–Hillman acetates, see: (a) Cho, C.-W.; Kong, J. R.; Krische, M. J. *Org. Lett.* **2004**, *6*, 1337. (b) Cho, C.-W.; Krische, M. J. *Angew. Chem., Int. Ed.* **2004**, *43*, 6689. (c) Park, H.; Cho, C.-W.; Krische, M. J. *J. Org. Chem.* **2006**, *71*, 7892. (d) For an asymmetric variant, see: (d) Jiang, Y.-Q.; Shi, Y.-L.; Shi, M. J. *Am. Chem. Soc.* **2008**, *130*, 7202.

(8) For phosphine-catalyzed α -arylation of enones employing hypervalent bismuth reagents, see: (a) Koech, P. K.; Krische, M. J. *Tetrahedron* **2006**, *62*, 10594.

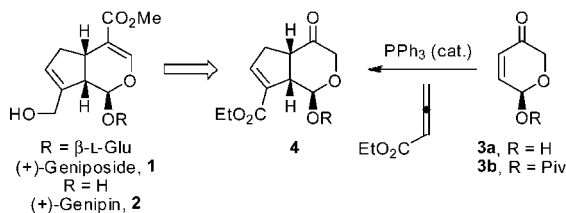
(9) For merged Tsuji–Trost–Morita–Baylis–Hillman cyclizations of enone–allyl acetates, see: (a) Jellerichs, B. G.; Kong, J. R.; Krische, M. J. *J. Am. Chem. Soc.* **2003**, *125*, 7758. (b) Webber, P.; Krische, M. J. *J. Org. Chem.* **2008**, *73*, 9379.

(10) For phosphine-catalyzed intramolecular [3 + 2] cycloaddition of acetylenic esters to enones, see: (a) Wang, J. C.; Ng, S. S.; Krische, M. J. *J. Am. Chem. Soc.* **2003**, *125*, 3682. (b) Wang, J.-C.; Krische, M. J. *Angew. Chem., Int. Ed.* **2003**, *42*, 5855.

In the course of our studies in the area of phosphine organocatalysis,^{5–9} we explored intramolecular variants of Lu's phosphine-catalyzed [3 + 2] cycloaddition reported in 1995.^{5a,10–12} Whereas the intermolecular cycloaddition generally provides mixtures of regio- and stereoisomeric adducts, the intramolecular cycloaddition delivers diquinanes in structurally homogeneous form. As a regio- and stereocontrolled intermolecular cycloaddition of this type would be of great utility, we explored dipolarophiles possessing γ -heteroatom substitution, as in the case of enones **3**, which are prepared conveniently through the Achmatowicz reaction of furfuryl alcohol.¹³ It was postulated that such γ -heteroatom substitution should (a) activate the dipolarophile toward cycloaddition, (b) reinforce the inherent regiochemical bias, and (c) direct the diastereofacial selectivity of cycloaddition.

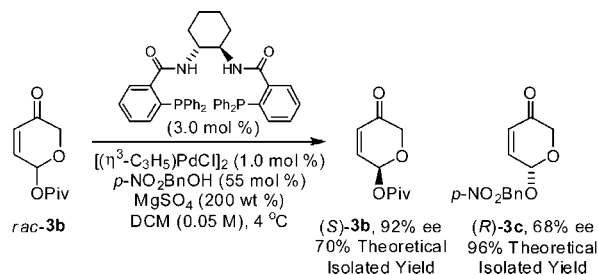
Here, we report that "Achmatowicz enones" **3** engage in regio- and stereocontrolled intermolecular [3 + 2] cycloaddition, thus providing direct access to the iridoid ring system **4**. This methodology was applied to the synthesis of the iridoid glycoside (+)-geniposide **1**,¹⁴ which displays anti-tumor¹⁵ and anti-inflammatory¹⁶ activity. The total asymmetric synthesis of (+)-geniposide **1** constitutes a formal synthesis of its aglycone (+)-genipin **2**,^{17,18} which recently has garnered attention as an effective treatment for type II diabetes (Scheme 1).¹⁹

Scheme 1. Retrosynthetic Analysis of (+)-Geniposide **1** and (+)-Genipin **2**



Exposure of commercially available furfuryl alcohol to *m*-CPBA in dichloromethane delivered lactol *rac*-**3a** in 78% yield,¹³ which was converted to the pivalate *rac*-**3b** in 80% yield. Kinetic resolution of *rac*-**3b** was attempted under the conditions of palladium-catalyzed allylic substitution employing *p*-nitrobenzyl alcohol as the nucleophile.²⁰ After careful optimization, it was found that chirally modified palladium catalysts arising from the combination of $[(\eta^3\text{-C}_3\text{H}_5)\text{PdCl}]_2$ (1.0 mol %) and the parent Trost ligand (3 mol %) enable recovery of the allylic pivalate (*S*)-**3b** in 92% ee in a satisfactory 70% theoretical isolated yield (Scheme 2). Optically pure (*S*)-**3b** is readily obtained upon recrystallization from pentane. The byproduct (*R*)-**3c** was isolated in 96% theoretical isolated yield in 68% ee. Absolute stereochemistry was determined by single-crystal X-ray diffraction

Scheme 2. Kinetic Resolution of *rac*-**3b** Using Palladium-Catalyzed Allylic Substitution



^a Theoretical yields are based on a maximum 50% isolated yield.

analysis of the 4,5-dichlorophthalimide adduct of (*S*)-**3b** using the anomalous dispersion method and is consistent with the stereochemical models developed by Trost for related kinetic resolutions.²¹

With (*S*)-**3b** in hand, the phosphine-catalyzed [3 + 2] cycloaddition was attempted using ethyl-2,3-butadienoate. Gratifyingly, using triphenylphosphine as catalyst (10 mol %) in toluene (0.2 M) at 110 °C, the desired cycloadduct **4** was obtained in 63% isolated yield after 30 min as a single regio- and stereoisomer, as confirmed by single-crystal X-ray diffraction analysis. Note that while 2 equiv of (*S*)-**3b** is used in the cycloaddition, unreacted (*S*)-**3b** was recovered in 96% isolated yield (Scheme 3).

Installation of the α,β -unsaturated methyl ester was accomplished in a stepwise fashion. Cycloadduct **4** was converted to the cyanohydrin, which upon elimination furnished the α,β -unsaturated nitrile **5** in 60% isolated yield over two steps. Chemoselective reduction of the α,β -

(12) For related phosphine-catalyzed cycloadditions, see: (a) Xu, Z.; Lu, X. *Tetrahedron Lett.* **1997**, 38, 3461. (b) Xu, Z.; Lu, X. *J. Org. Chem.* **1998**, 63, 5031. (c) Zhu, X.-F.; Lan, J.; Kwon, O. *J. Am. Chem. Soc.* **2003**, 125, 4716. (d) Zhu, X.-F.; Schaffner, A.-P.; Li, R. C.; Kwon, O. *Org. Lett.* **2005**, 7, 2977. (e) Tran, Y. S.; Kwon, O. *J. Am. Chem. Soc.* **2007**, 129, 12632. (f) Henry, C. E.; Kwon, O. *Org. Lett.* **2007**, 9, 3069. (g) Creech, G. S.; Kwon, O. *Org. Lett.* **2008**, 10, 429.

(13) (a) Achmatowicz, O., Jr.; Bukowski, P.; Szechner, B.; Zwi-erzchowska, Z.; Zamojski, A. *Tetrahedron* **1971**, 27, 1973. (b) Lefebvre, Y. *Tetrahedron Lett.* **1972**, 2, 133.

(14) For the isolation of (+)-geniposide, see: Inouye, H.; Saito, S. *Tetrahedron Lett.* **1969**, 28, 2347.

(15) (a) Ueda, S.; Iwahashi, Y.; Tokuda, H. *J. Nat. Prod.* **1991**, 54, 1677. (b) Lee, M.-J.; Hsu, J.-D.; Wang, C.-J. *Anticancer Res.* **1995**, 15, 411.

(16) Koo, H.-J.; Lim, K.-H.; Jung, H.-J.; Park, E.-H. *J. Ethnopharmacol.* **2006**, 103, 496.

(17) For the isolation of (+)-genipin, see: Djerassi, C.; Gray, J. D.; Kincl, F. A. *J. Org. Chem.* **1960**, 25, 2174.

(18) For the conversion of (+)-geniposide to its aglycone (+)-genipin, see: (a) Endo, T.; Taguchi, H. *Chem. Pharm. Bull.* **1973**, 21, 2684. (b) Tanaka, M.; Kigawa, M.; Mitsunashi, H.; Wakamatsu, T. *Heterocycles* **1991**, 32, 1451.

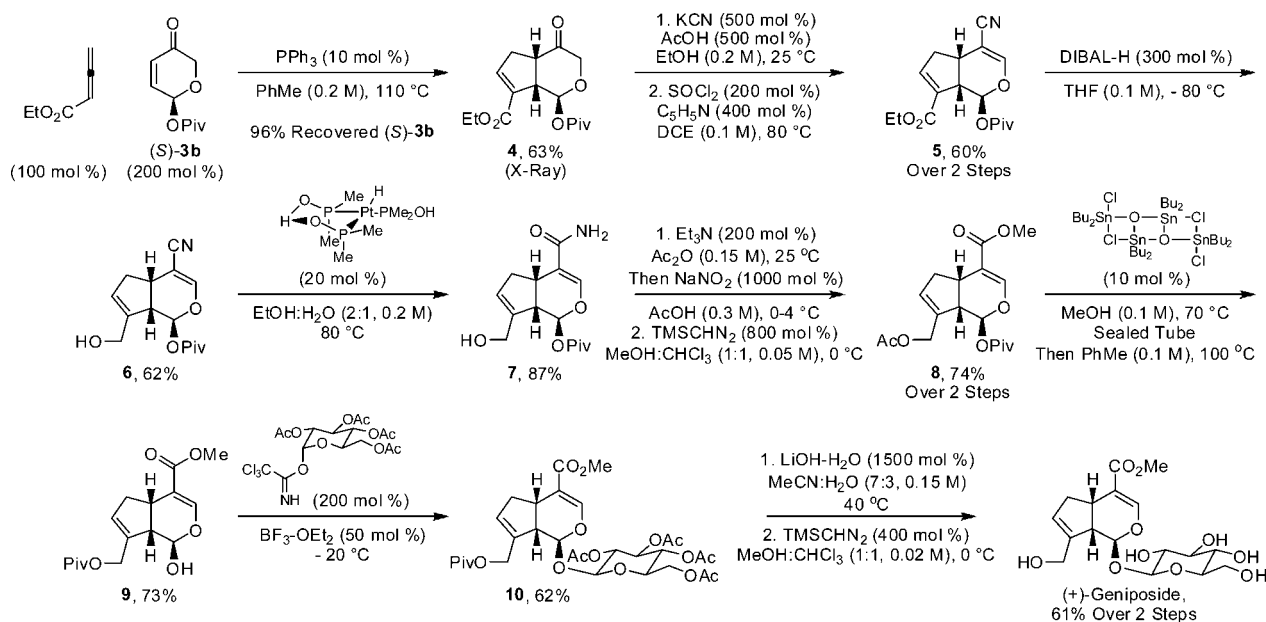
(19) Zhang, C.-Y.; Parton, L. E.; Ye, C. P.; Krauss, S.; Shen, R.; Lin, C.-T.; Porco, J. A.; Lowell, B. B. *Cell Metab.* **2006**, 3, 417.

(20) For related allylic alkylations, see: (a) van der Deen, H.; van Oeveren, A.; Kellogg, R. M.; Feringa, B. L. *Tetrahedron Lett.* **1999**, 40, 1755. (b) Comely, A. C.; Elckema, R.; Minnaard, A. J.; Feringa, B. L. *J. Am. Chem. Soc.* **2003**, 125, 8714. (c) Babu, R. S.; O'Doherty, G. A. *J. Am. Chem. Soc.* **2003**, 125, 12406. (d) Babu, R. S.; Zhou, M.; O'Doherty, G. A. *J. Am. Chem. Soc.* **2004**, 126, 3428. (e) Trost, B. M.; Toste, F. D. *J. Am. Chem. Soc.* **2003**, 125, 3090.

(21) Trost, B. M.; Machacek, M. R.; Aponick, A. *Acc. Chem. Res.* **2006**, 39, 747.

(11) For the seminal phosphine-catalyzed [3 + 2] cycloaddition reported by Lu, see: (a) Zhang, C.; Lu, X. *J. Org. Chem.* **1995**, 60, 2906. (b) Xu, Z.; Lu, X. *Tetrahedron Lett.* **1997**, 38, 3461. (c) Xu, Z.; Lu, X. *Tetrahedron Lett.* **1999**, 40, 549. (d) Xu, Z.; Lu, X. *J. Org. Chem.* **1998**, 63, 5031. (e) Du, Y.; Lu, X.; Yu, Y. *J. Org. Chem.* **2002**, 67, 8901.

Scheme 3. Conversion of (*S*)-**3b** to (+)-Geniposide **1** via Phosphine-Catalyzed [3 + 2] Cycloaddition



^a See Supporting Information for detailed experimental procedures.

unsaturated ethyl ester of compound **5** using DIBAL-H delivered the allylic alcohol **6** in 62% yield. Further conversion of nitrile **6** to the methyl ester was difficult due to the sensitivity of the enol moiety to acid, as well as the base sensitivity of the pivalate. Using the Ghaffar–Parkins catalyst,²² hydration of nitrile **6** to the primary amide **7** was accomplished in 87% isolated yield. Nitrosation of amide **7** resulted in hydrolysis to furnish the carboxylic acid.²³ During the course of this reaction, the primary alcohol was converted to the acetate. Exposure of the carboxylic acid to TMS–diazomethane delivered the methyl ester **8** in 74% yield over two steps (Scheme 3).

To complete the synthesis of (+)-geniposide **1**, installation of the β -glucoside was required. Quite serendipitously, it was found that upon exposure of methanolic solutions of compound **8** to Otera's catalyst²⁴ acetate removal was accompanied by transfer of the pivaloyl moiety to provide lactol **9** in 73% yield as a 5:1 mixture of epimers at the lactol carbon. Compound **9** was independently prepared from commercially available (+)-genipin **2**, thus corroborating its structural assignment and providing a convenient source of

forefront material. Glycosidation of lactol **9** employing the trichloroacetimidate as the glycosyl donor delivered the β -glucoside **10** in 62% yield as a single diastereomer. Global deprotection of **10** using aqueous lithium hydroxide in acetonitrile²⁵ provided (+)-geniposide **1** in 61% isolated yield, the spectral data of which corresponded to that of previously reported material (Scheme 3).²⁶

In summary, we report an asymmetric synthesis of the iridoid glucoside (+)-geniposide **1** in 14 steps. A key feature of our synthetic strategy involves rapid construction of the *cis*-fused cyclopenta[*c*]pyran iridoid ring system employing a phosphine-catalyzed intermolecular [3 + 2] cycloaddition. Unlike typical intermolecular cycloadditions employing acrylates, fumarates, and maleates, which provide adducts as mixtures of regio- and diastereoisomers, the unique structural features of γ -heteroatom-substituted enones **3** combine high levels of reactivity with excellent regio- and stereocontrol.

Acknowledgment. Acknowledgment is made to the Robert A. Welch Foundation and NSF (CHE-0749016).

Supporting Information Available: Spectral data for all new compounds (¹H NMR, ¹³C NMR, IR, HRMS). Single-crystal X-ray diffraction data for the 4,5-dichlorophthalimide adduct of (*S*)-**3a** and the cycloadduct **4**. This material is available free of charge via the Internet at <http://pubs.acs.org>.

OL900360H

- (22) (a) Parkins, A. W.; Ghaffar, T. *Tetrahedron Lett.* **1995**, 47, 8657. (b) Ghaffar, T.; Parkins, A. *J. Mol. Catal. A* **2000**, 160, 249.
 (23) Lin, R.; Castells, J.; Rapoport, H. *J. Org. Chem.* **1998**, 63, 4069.
 (24) Otera, J.; Dan-oh, N.; Hitosi, N. *J. Org. Chem.* **1991**, 56, 5307.
 (25) Mouriès, C.; Deguin, B.; Koch, M.; Tillequin, F. *Helv. Chim. Acta* **2003**, 86, 147.
 (26) (a) Güvenalp, Z.; Kiliç, N.; Kazaz, C.; Kaya, Y.; Demirezer, Ö. *Türk. J. Chem.* **2006**, 30, 515. (b) Morota, T.; Sasaki, H.; Nishimura, H.; Sugama, K.; Chin, M.; Mitsuhashi, H. *Phytochemistry* **1989**, 28, 2149.