

# Chemical Science

Accepted Manuscript



This article can be cited before page numbers have been issued, to do this please use: C. te Grotenhuis, B. G. Das, P. F. Kuijpers, W. Hageman, M. Trouwborst and B. de Bruin, *Chem. Sci.*, 2017, DOI: 10.1039/C7SC03909C.



This is an Accepted Manuscript, which has been through the Royal Society of Chemistry peer review process and has been accepted for publication.

Accepted Manuscripts are published online shortly after acceptance, before technical editing, formatting and proof reading. Using this free service, authors can make their results available to the community, in citable form, before we publish the edited article. We will replace this Accepted Manuscript with the edited and formatted Advance Article as soon as it is available.

You can find more information about Accepted Manuscripts in the [author guidelines](#).

Please note that technical editing may introduce minor changes to the text and/or graphics, which may alter content. The journal's standard [Terms & Conditions](#) and the ethical guidelines, outlined in our [author and reviewer resource centre](#), still apply. In no event shall the Royal Society of Chemistry be held responsible for any errors or omissions in this Accepted Manuscript or any consequences arising from the use of any information it contains.



## Journal Name

## ARTICLE

# Catalytic 1,2-Dihydronaphthalene and *E*-Aryl-Diene Synthesis via Co<sup>III</sup>-Carbene Radical and *o*-Quinodimethane Intermediates

Colet te Grotenhuis<sup>†</sup>, Braja G. Das<sup>†</sup>, Petrus F. Kuijpers, Wouter Hageman, Mees Trouwborst and Bas de Bruin<sup>\*</sup>

Received 00th January 20xx,  
Accepted 00th January 20xx

DOI: 10.1039/x0xx00000x

www.rsc.org/

Catalytic synthesis of substituted 1,2-dihydronaphthalenes via metalloradical activation of *o*-styryl *N*-tosyl hydrazones ((*E*)-2-(prop-1-en-1-yl)benzene-*N*-tosyl hydrazones) is presented, taking advantage of the intrinsic reactivity of a cobalt(III)-carbene radical intermediate. The method has been successfully applied to a broad range of substrates with various R<sup>1</sup> substituents at the aromatic ring, producing the desired ring products in good to excellent isolated yields for substrates with an R<sup>2</sup> = COOEt substituent at the vinylic position (~70-90%). Changing the R<sup>2</sup> moiety from an ester to other substituents has a surprisingly large influence on the (isolated) yields. This behaviour is unexpected for a radical rebound ring-closure mechanism, and points to a mechanism proceeding via *ortho*-quinodimethane (*o*-QDM) intermediates. Furthermore, substrates with an alkyl substituent on the allylic position reacted to form *E*-aryl-dienes in excellent yields, rather than the expected 1,2-dihydronaphthalenes. This result, combined with the outcome of supporting DFT calculations, strongly points to the release of reactive *o*-QDM intermediates from the metal centre in all cases, which either undergo a 6π-cyclisation step to form the 1,2-dihydronaphthalenes, or a [1,7]-hydride shift to produce the *E*-aryl-dienes. Trapping experiments using TEMPO confirm the involvement of cobalt(III)-carbene radical intermediates. EPR spectroscopic spin-trapping experiments using phenyl *N*-tert-butyl nitron (PBN) confirm the radical nature of the catalytic reaction.

## Introduction

A diverse range of transition-metal complexes have been shown to catalyse C–C coupling reactions, providing valuable alternatives to traditional methods for carbon–carbon bond formation.<sup>1</sup> However, the use of catalytic C–C coupling reactions for the synthesis of fused ring systems remains challenging,<sup>2</sup> in particular those producing partially unsaturated, conjugated but not fully aromatic fused 6-membered ring-systems such as 1,2-dihydronaphthalenes.<sup>3</sup> The 1,2-dihydronaphthalene ring system is present in various natural products of therapeutic importance, including: Cannabins 48, isolated from the fruits of *Cannabis sativa*,<sup>4</sup> 6,7-dehydrosempervirens, isolated from the roots of *Salvia apiana* and negundin B,<sup>6</sup> isolated from the roots of *Vitex negundo*. Nafoxidene is a class of biologically active dihydronaphthalene and its analogues can be prepared from 1-(4-benzyloxyphenyl)-6-methoxy-2-phenyl-3,4-dihydronaphthalene.<sup>7</sup>

Dihydronaphthalene derivatives are used as fluorescent ligands for the estrogen receptor<sup>8</sup> and exhibit activity as

Hepatitis C NS5B polymerase inhibitors.<sup>9</sup> Recently, dihydronaphthalenes were found to be potent and selective inhibitors of aldosterone

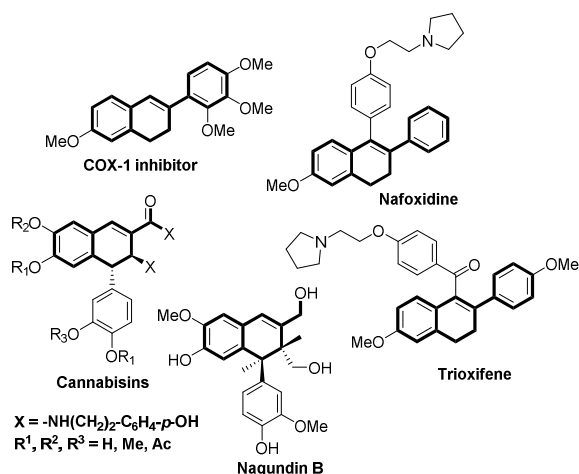
synthase (CYP11B2) for the treatment of congestive heart failure and myocardial fibrosis (Figure 1).<sup>10</sup> Dihydronaphthalene derivatives are also useful starting materials for the synthesis of several biologically active cyclic molecules.<sup>11</sup> Many strategies towards these compounds have been published, of which dearomatization of the fully aromatic naphthalene substrate by organometallic reagents is perhaps one of the most useful and convenient methods.<sup>12</sup>

<sup>a</sup> Homogeneous, Supramolecular and Bio-Inspired Catalysis (HomKat) group, Van 't Hoff Institute for Molecular Sciences (HIMS), University of Amsterdam, Science Park 904, 1098 XH Amsterdam, The Netherlands. E-mail: B.deBruin@uva.nl

<sup>†</sup> These authors contributed equally. All authors contributed to the design of the experiments, discussion of the results and writing the paper.

Electronic Supplementary Information (ESI) available: DOI: 10.1039/x0xx00000x





**Fig. 1** Representative natural products and drug molecules containing 1,2-dihydronaphthalene substructures.

However, this approach requires the use of naphthalenes containing electron-withdrawing substituents (e.g. oxazolino or imino groups) as starting materials to enhance their electrophilicity, which limits the substrate scope.

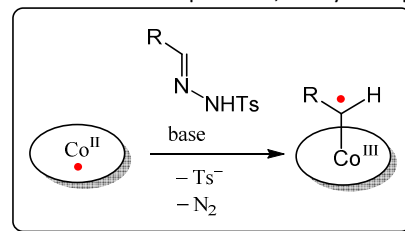
Organometallic nucleophilic addition to electrophilic double bonds is another valuable approach to the dihydronaphthalene scaffold.<sup>12</sup> Photoinitiated cyclizations to form dihydronaphthalene have been developed by Nicolaou and colleagues in the synthesis of biologically relevant tetralins.<sup>13</sup> Suzuki<sup>14</sup> presented a palladium(II)-catalysed cross-coupling reaction via benzylic boronates, and Yamamoto<sup>15</sup> reported the Cu(OTf)<sub>2</sub>-catalyzed [4+2]-cycloaddition reaction of alkynyl-benzenes with alkenes.

Still, several of the abovementioned synthetic protocols suffer from functional group intolerance, a necessity to use scarce and expensive (noble) metal catalysts, harsh reaction conditions, easy over-reduction/oxidation leading to loss of the C=C double bond or full aromatization, and/or limitations to particular substitution patterns. Hence, the development of new, efficient, and broadly applicable catalytic routes to complement existing methods for 1,2-dihydronaphthalene synthesis certainly remains to be a worthwhile effort, especially those employing readily available and inexpensive base metal catalysts.

Cobalt(II) porphyrin complexes and related low-spin planar cobalt(II) complexes provide interesting opportunities in this perspective. These stable metalloradicals, with their well-defined open-shell doublet d<sup>7</sup>-electronic configuration, are known to mediate a series of uncommon radical-type 'carbene-transfer' reactions. Reaction of these cobalt(II) complexes with carbene precursors such as *N*-tosylhydrazones or diazo compounds leads to formation of unusual cobalt(III)-carbene radical intermediates (Scheme 1). These are best described as one-electron reduced Fischer-type carbene complexes,<sup>16</sup> having discrete spin density at their carbene-carbon atom. As a result, these intermediates react via radical-type pathways,<sup>16–22</sup> of interest for the development of new ring-closure protocols. Cobalt(III)-carbene radical

intermediates were recently already demonstrated to be key-intermediates in some other synthetically useful metallo-radical catalysed reactions, including (enantioselective) alkene cyclopropanation,<sup>17</sup> C–H functionalization,<sup>18</sup> β-ester-γ-amino ketone synthesis,<sup>19</sup> and in the regioselective synthesis of β-lactams<sup>20</sup>, 2*H*-chromenes<sup>21</sup> and 1*H*-indenes.<sup>22</sup>

Herein, we report the development of a cobalt-catalysed reaction for the synthesis of substituted 1,2-dihydronaphthalenes involving Co<sup>III</sup>-carbene radical reactivity. Starting from safe to use and easy to prepare *N*-tosyl hydrazones as carbene precursors, this reaction gives access to a broad range of substituted products with varying functional groups. Substrates with an alkyl substituent on the allylic position reacted to form *E*-aryl dienes in excellent yields, rather than the expected 1,2-dihydronaphthalenes.



**Scheme 1** Formation of Co<sup>III</sup>-carbene radicals (one-electron reduced Fischer-type carbenes) upon activation of a carbene precursor by planar, low spin cobalt(II) complexes.

Mechanistic studies point to a metallo-radical pathway involving formation of a Co<sup>III</sup>-carbene radical, followed by hydrogen atom transfer to give a benz-allylic radical. From here on, ring-closure to form the dihydronaphthalene product can follow two distinct pathways, producing the same product: (1) A direct radical-rebound step, or (2) first dissociation of an ortho-quinodimethane fragment from the catalyst, followed by 6π-cyclisation. Clean formation of aryl dienes when reacting substrates with an alkyl substituent on the allylic position suggests that the pathways proceeding via release of ortho-quinodimethanes are dominant. Spin- and radical-trapping experiments performed under catalytically relevant reaction condition confirm the radical nature of the process.

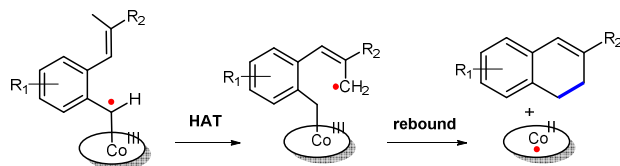
## Results and discussion

Initial experiments were aimed at exploring the feasibility of 1,2-dihydronaphthalene synthesis from tosyl hydrazone substrate **1a**, using a cobalt(II) metallo-radical approach. The idea behind these reactions was to activate the tosyl hydrazone moiety to generate a cobalt(III)-carbene radical intermediate (Scheme 1), which we anticipated to undergo net (formal) carbene insertion into the allylic C–H bond of the substrate via a radical-type hydrogen atom transfer (HAT) / radical-rebound mechanism (Scheme 2).<sup>23</sup>

We decided to focus on the commercially available cobalt(II)-metallo-radical catalyst [Co(TPP)]. First screening experiments indeed revealed the feasibility of this reaction, producing dihydronaphthalene **2a** from substrate **1a** in 81% yield (Table 1,



entry 1), after which we further optimized the reaction conditions. Different bases were tested (Table 1, entries 1-5), which revealed that  $\text{LiO}^t\text{Bu}$  is best suited for this reaction.



**Scheme 2** Anticipated steps to generate dihydronaphthalenes: HAT from the benz-allylic C-H bond of a  $\text{Co}^{\text{III}}$ -carbene radical intermediate followed by a radical rebound ring-closure step.

**Table 1** Standardization of reaction conditions.

Entry	Catalyst	Base	Eq	Solvent	Yield <sup>a</sup> (%)
1	[Co(TPP)]	$\text{LiO}^t\text{Bu}$	1.2	PhCl	81
2	[Co(TPP)]	$\text{KO}^t\text{Bu}$	1.2	PhCl	71
3	[Co(TPP)]	$\text{NaO}^t\text{Bu}$	1.2	PhCl	66
4	[Co(TPP)]	$\text{K}_2\text{CO}_3$	1.2	PhCl	69
5	[Co(TPP)]	$\text{NaOMe}$	1.2	PhCl	67
6	[Co(TPP)]	$\text{LiO}^t\text{Bu}$	1.2	$\text{PhCH}_3$	95
7	[Co(TPP)]	$\text{LiO}^t\text{Bu}$	2	$\text{PhCH}_3$	54
8	[Co(TPP)]	$\text{LiO}^t\text{Bu}$	3	$\text{PhCH}_3$	0
9	[Co(TPP)]	$\text{LiO}^t\text{Bu}$	1.2	THF	84
10	[Co(TPP)]	$\text{LiO}^t\text{Bu}$	1.2	$\text{CH}_3\text{CN}$	64
11	[Co(TPP)]	$\text{LiO}^t\text{Bu}$	1.2	benzene	97 (89) <sup>b</sup>
12	--	$\text{LiO}^t\text{Bu}$	1.2	$\text{PhCH}_3$	0
13	[Co(MeTAA)]	$\text{LiO}^t\text{Bu}$	1.2	benzene	94

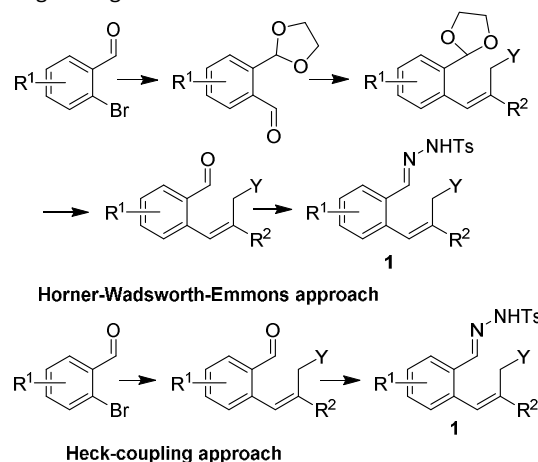
<sup>a</sup> Yields were determined by integration of the  $^1\text{H}$  NMR signals using acenaphthene as internal standard. <sup>b</sup> Isolated yield between brackets.

Increasing the amount of base led to a large decrease in yield (Table 1, entries 6-8). Probably this is caused by decomposition or poisoning of the catalyst in the presence of excess base. Furthermore, variations in solvent revealed that in general higher yields were obtained in non-coordinating, low-polarity solvents like toluene or chlorobenzene. However, THF works rather well too (Table 1, entries 1, 6, 9-11). Finally, in the absence of a cobalt(II) catalyst the reaction does not form the desired product **2a** at all.<sup>24</sup>

We also tested the [Co(MeTAA)] catalyst for this reaction, which was shown to have a higher activity in some related carbene-transfer reactions.<sup>22,25</sup> In this reaction, however, [Co(MeTAA)] gave similar results as [Co(TPP)] (Table 1, entry 13). Hence, because [Co(MeTAA)] is a quite air-sensitive complex, we decided to continue our investigations with the commercially available, and air and moisture stable [Co(TPP)] catalyst.

In order to investigate the scope of this new reaction, a range of substrates (**1a-l**; Tables 2 and 3) was synthesized with

different functional groups at the aromatic ring (**1a-g**) and at the vinylic position (**1h-l**). Two general routes were used to arrive at substrates **1a-l**, starting from 2-bromobenzaldehyde. The first route (Scheme 3, top) starts with protection of the aldehyde followed by converting the bromide into a new aldehyde at the ortho position, which is then converted into an alkene using an (*E*-selective) Horner-Wadsworth-Emmons reaction.<sup>26</sup> Deprotection of the aldehyde and introduction of the tosylhydrazone results in the desired substrate. Alternatively, the alkene can also be introduced directly through a Heck-type reaction with 2-bromobenzaldehyde (Scheme 3, bottom).<sup>27</sup> Substrates **1a** and **1e-l** were obtained as pure *E*-isomers. For the three substrates **1b-d** mixtures of the *E/Z*-isomers were isolated, containing 88-94% of the major *E*-isomer, which were directly used in the cobalt(II)-catalysed ring closing-reactions.



**Scheme 3** Substrate synthesis using either the Horner-Wadsworth-Emmons reaction (top) or a Heck-coupling approach (bottom).

We first tested substrates **1a-g**, varying in the substitution pattern of the aromatic ring (Table 2). The reaction proved to be quite tolerant to both electron donating and electron withdrawing substituents on the aromatic ring. Performing the reaction on a larger scale led to similar results (entry 2). It is clear that electron withdrawing groups at either the 6- or 7-position have a similar effect (**2b-d**). An electron donating methyl group at the 7-position (**2e**) results in a lower yield of 50%, but the even stronger donating methoxy-substituents at either the 7- or 6- and 7-position restores the yields to about 70%, comparable to the electron withdrawing groups (**2f-g**). Note that NMR spectra of the crude mixtures in most cases reveal higher yields than isolated, thus indicating some product loss during the purification steps using column chromatography and rotary evaporation (see for example Table 1, entry 11 and Table 3, entry 4).

Next we tested substrates **1h-l**, varying in the substitution pattern of the allylic moiety (Table 3). Surprisingly, the cobalt-catalysed ring-closing protocol proved to be rather sensitive to the nature of the  $\text{R}^2$ -substituent. While ring-closure is observed for a variety of substrates with different  $\text{R}^2$ -substituents at the vinylic position, the isolated yields are quite

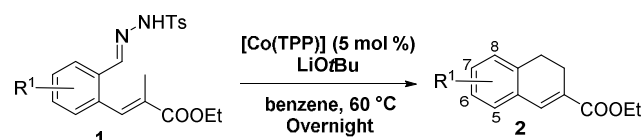


## ARTICLE

Journal Name

low when compared to substrates with an ester substituent at this position. When the  $R^2$ -substituent is a ketone (Table 3, entry 1), azine side-product formation is indicated by  $^1\text{H}$  NMR spectroscopy, a well-known side-reaction for diazo compounds. A comparable, albeit slightly higher yield was obtained with  $R^2$  being a more bulky limonene group (Table 3, entry 2). With a phenyl-ring at the  $R^2$ -position the yield increases to 50%. In this case, also 25% of the fully aromatic naphthalene was isolated as a side-product (entry 3). When the substituent is a methyl group, NMR characterization of the reaction mixture reveals a crude yield of 68%, while only 21% could be isolated. Substantial product loss during the purification steps in this case is likely caused by the volatile nature of product **2k**. The isolated yield of the tricyclic compound **2l** is also low (entry 5).<sup>28</sup>



**Table 2** Substrates scope varying functional groups R<sup>1</sup> at the aromatic ring.<sup>a</sup>

Entry	Substrates	Products	Yield <sup>b</sup> (%)
1			89
2			76 (85 <sup>c</sup> ) <sup>d</sup>
3			74 <sup>d</sup>
4			65 <sup>d</sup>
5			50
6			75
7			71

<sup>a</sup> Reaction conditions: *N*-tosylhydrazone (**1a–g**) (0.1 mmol, 1.0 equiv), LiO<sup>t</sup>Bu (0.12 mmol, 1.2 equiv), [Co(TPP)] (5 mol%), benzene (2 mL), 60 °C, overnight. <sup>b</sup> Isolated yields after column chromatography (average of two separate experiments). <sup>c</sup> Isolated yield of experiment performed with 1.0 mmol substrate. <sup>d</sup> Yields of these three entries based on the major *E*-isomer, using an *E/Z*-mixture containing 6–12% of the non-productive *Z*-isomer.

Despite some purification issues (entry 4), the rather low yields of the reactions described in Table 3 as compared to those in Table 2 is surprising. Since the R<sup>2</sup>-substituent is not in conjugation with the anticipated allyl-radical intermediate, only a small influence of the R<sup>2</sup>-substituent on both the HAT and the radical-rebound steps was expected (Scheme 4a). Yet, the actually observed influence of the R<sup>2</sup>-group in the product yield is substantial, suggestive of an alternative (perhaps parallel) ring-closing mechanism involving release of a reactive *ortho*-quinodimethane (*o*-QDM) intermediate, followed by 6π-cyclisation to produce the 1,2-dihydronaphthalene product (Scheme 4b). Such *o*-QDM pathways, with the R<sup>2</sup> substituent in direct conjugation with the double bond of the *o*-QDM

intermediate, are expected to be influenced by the nature of the R<sup>2</sup> substituent.

**Table 3** Substrate scope varying functional groups R<sup>2</sup> at the vinylic double bond.<sup>a</sup>

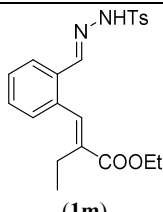
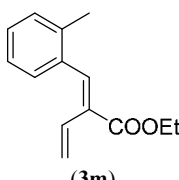
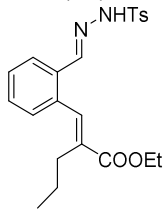
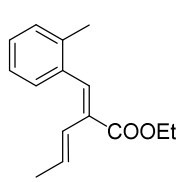
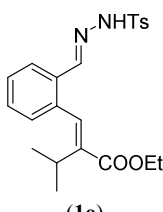
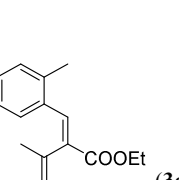
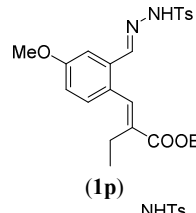
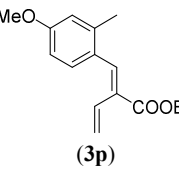
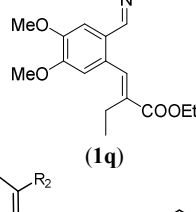
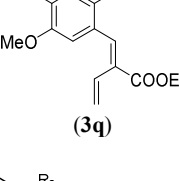
Entry	Substrates	Products	Yield <sup>b</sup> (%)
1			35
2			44
3			50 <sup>c</sup>
4			21 (68 <sup>d</sup> )
5			17

<sup>a</sup> Reaction conditions: *N*-tosylhydrazone (**1h–l**) (0.1 mmol, 1.0 equiv), LiO<sup>t</sup>Bu (0.12 mmol, 1.2 equiv), [Co(TPP)] (5 mol%), benzene (2 mL), 60 °C, overnight. <sup>b</sup> Isolated yields after column chromatography (average of two experiments). <sup>c</sup> Also 25% naphthalene isolated. <sup>d</sup> Crude yield, based on integration of the <sup>1</sup>H NMR signals using 1,3,5-trimethoxybenzene as internal standard.

To further investigate the difference between these two mechanisms we decided to test a range of substrates containing an alkyl substituent at the allylic position (Scheme 3, Y = -CH<sub>2</sub>R<sup>3</sup> instead of Y = H; see Table 4). This was expected to have little influence on the initially anticipated radical-rebound pathway (Scheme 4a), but for the *o*-QDM route (Scheme 4b) this should have a significant effect.

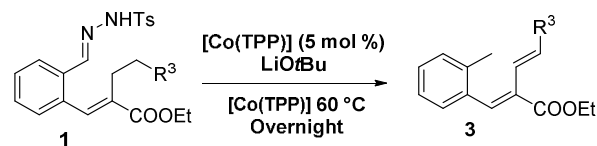




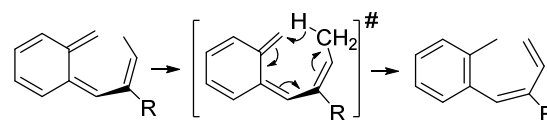
Entry	Substrates	Products	Yield <sup>b,c</sup> (%)
1	 (1m)	 (3m)	85 (89 <sup>d</sup> )
2	 (1n)	 (3n)	95
3	 (1o)	 (3o)	83 <sup>e</sup>
4	 (1p)	 (3p)	89
5	 (1q)	 (3q)	90

**Scheme 4** ortho-quinodimethane release followed by 6 $\pi$ -cyclisation (b) as an alternative to the anticipated radical rebound mechanism (a) for 1,2-dihydronaphthalene formation.

**Table 4** Substrates scope varying functional groups at the allylic position.<sup>a</sup>



<sup>a</sup> Reaction conditions: *N*-tosylhydrazone (1m–q) (0.1 mmol, 1.0 equiv), LiOtBu (0.12 mmol, 1.2 equiv), [Co(TPP)] (5 mol%), benzene (2 mL), 60 °C, overnight. <sup>b</sup> Isolated yields after column chromatography (average of two separate experiments). <sup>c</sup> Yields of these three entries based on the major *E*-isomer, using an *E/Z*-mixture containing 11–25% of the non-productive *Z*-isomer. <sup>d</sup> Isolated yield of experiment performed at 1 mmol scale. <sup>e</sup> Product isolated as mixture containing 10% cycloheptatriene product 4 (see ESI for details), which is formed from the non-productive *Z*-isomer of 1o.<sup>29</sup>



**Scheme 5** Ene-type [1,7]-hydride shift reaction of *o*-QDM intermediates leading to formation of the *E*-aryl dienes shown in Table 4.

Surprisingly, for all such substrates tested (Table 4), the presence of an alkyl substituent at the allylic position (Scheme 3, Y = –CH<sub>2</sub>R<sup>3</sup> instead of Y = H) led to a completely different outcome of the reaction. Instead of the anticipated ring-closure to form 1,2-dihydronaphthalenes, the reaction led to selective formation of *E*-aryl dienes, which could be isolated in high yields. These products result from a net hydrogen atom transfer not only from the allylic position, but as well from the alkyl substituent. The reactions clearly point to dissociation of *o*-QDM intermediates, which undergo an Ene-type [1,7]-hydride shift to form the observed dienes (Scheme 5).

Entry 1 of Table 4 shows the formation of benzyl diene 3m in high yield, also at a larger scale. When this substrate was extended with one carbon atom the reaction still proceeded cleanly, giving double *E* diene 3n in excellent isolated yield. Also double alkyl substitution (1o) leads to selective *E*-aryl diene formation (entry 3).<sup>29</sup> Next we had a look at the influence of the electronic environment by substituting the aromatic ring which led to similar yields (entries 4 and 5, Table 4). Besides providing valuable mechanistic information, the reactions in Table 4 produce interesting products with various opportunities for further reactions or functionalization. Dienes are for example interesting substrates for polymerization, Diels-Alder reactions, epoxidation and [2+2]  $\pi$  cyclization to give cyclobutadiene.<sup>30</sup>

### Mechanistic Studies

In order to shed more light on the reaction mechanism, DFT calculations were performed. The calculated pathways for 1,2-dihydronaphthalene formation are depicted in Scheme 6. The catalytic cycle start with coordination of the diazo compound 1a' to the cobalt(II) porphyrin catalyst to form intermediate B. Formation of 1a' from the deprotonated tosylhydrazone 1a is



assumed to be a non-catalysed thermal process, which is most likely rate limiting (*vide infra*).<sup>31</sup> Dinitrogen loss from diazo adduct **B**<sup>32</sup> over **TS1** to form the cobalt(III)-carbene radical intermediate **C** is a low-barrier (+10.4 kcal mol<sup>-1</sup>) and exergonic process. As observed for other carbene radical species, intermediate **C** has most of its spin density localized at the 'carbene carbon atom'.<sup>16</sup> The next step (**TS2**) is a HAT process from the allylic C–H bond of **C**,<sup>33</sup> to produce the benz-allylic radical intermediate **D**.<sup>34</sup> This is again a low-barrier (+5.6 kcal mol<sup>-1</sup>) and exergonic process. Interestingly, two competing pathways were identified for ring-closure to form the same dihydronaphthalene product from intermediate **D**, with very similar overall barriers. The first pathway concerns the anticipated (see also Scheme 2a) radical rebound mechanism (Scheme 6, red-coloured pathway). This process involves attack of the terminal carbon atom of the allyl-radical moiety on the anti-bonding orbital of the weak Co–C bond in intermediate **D**, leading to simultaneous C–C bond making and Co–C bond breaking, thus forming the desired six-membered ring product with regeneration of the catalyst in one concerted step (**TS3**). This elementary step has a quite low barrier (+15.2 kcal mol<sup>-1</sup>), albeit a bit higher than all preceding steps of the catalytic cycle.

In view of the experimental results discussed above, bearing in mind also the weakness of the Co–C bond of **D**, in direct conjugation with the benz-allyl radical moiety, an alternative pathway (See also Scheme 4b) for 1,2-dihydronaphthalene formation from **D** was considered. This involves homolytic splitting of the Co–C bond to release the reactive *ortho*-quinodimethane intermediate **E**, followed by 6 $\pi$ -cyclisation (**TS4**) to yield the same 1,2-dihydronaphthalene product **F** (Scheme 6, blue-coloured pathway).<sup>11a</sup>

While formation of *o*-QDM intermediate **E** from **D** is endergonic ( $\Delta G^\circ_{333K} = +11.0$  kcal mol<sup>-1</sup>), the subsequent ring-closing barrier via **TS4** is very low (+3.9 kcal mol<sup>-1</sup>). As such the

pathway via the *o*-QDM intermediate **E** has a slightly lower, albeit very similar overall barrier for 1,2-dihydronaphthalene formation from **D** (+14.9 kcal mol<sup>-1</sup>) when compared to the direct radical-rebound path (+15.2 kcal mol<sup>-1</sup>). The relative **TS3** vs. **TS4** barriers are too similar to discriminate reliably between these two pathways on the basis of DFT. However, in the presence of coordinating compounds (such as deprotonated **1a**), trapping of the [Co(por)] catalyst **A**, after release of **E**, the *o*-QDM fragmentation pathway via **E** and **TS4** is likely thermodynamically favoured over the radical-rebound pathway via **TS3**.

The pathway via *ortho*-quinodimethane **E** (Scheme 6, blue-coloured pathway) is of interest in view of the experimental results described in Table 3, showing that the R<sup>2</sup>-substituents have a large influence on the product yield. While this behaviour was unexpected in view of the anticipated radical-rebound mechanism (Scheme 6, red-coloured pathway), this makes perfect sense in view of a ring-closing mechanism involving *o*-QDM intermediate **E**. After all, in **E** the R<sup>2</sup>-moiety is in direct conjugation with the adjacent vinyl group. As such, and in line with the experimental results described in Table 3, the R<sup>2</sup>-substituents should have a direct influence on the relative stabilities of species **E**, thereby affecting both the thermodynamics for dissociation of **E** as well as the barriers for 6 $\pi$ -cyclisation (**TS4**) to form **F** (thus explaining competing side-product formation for some of the R<sup>2</sup>-substituents).

Furthermore, the influence of an alkyl substituent at the allylic position (Scheme 3, Y = –CH<sub>2</sub>R<sup>3</sup> instead of Y = H) proved to be even larger, leading to formation of *E*-aryl dienes instead of the expected 1,2-dihydronaphthalenes, which clearly points to involvement of *o*-QDM intermediates in the reactions described in Table 4.

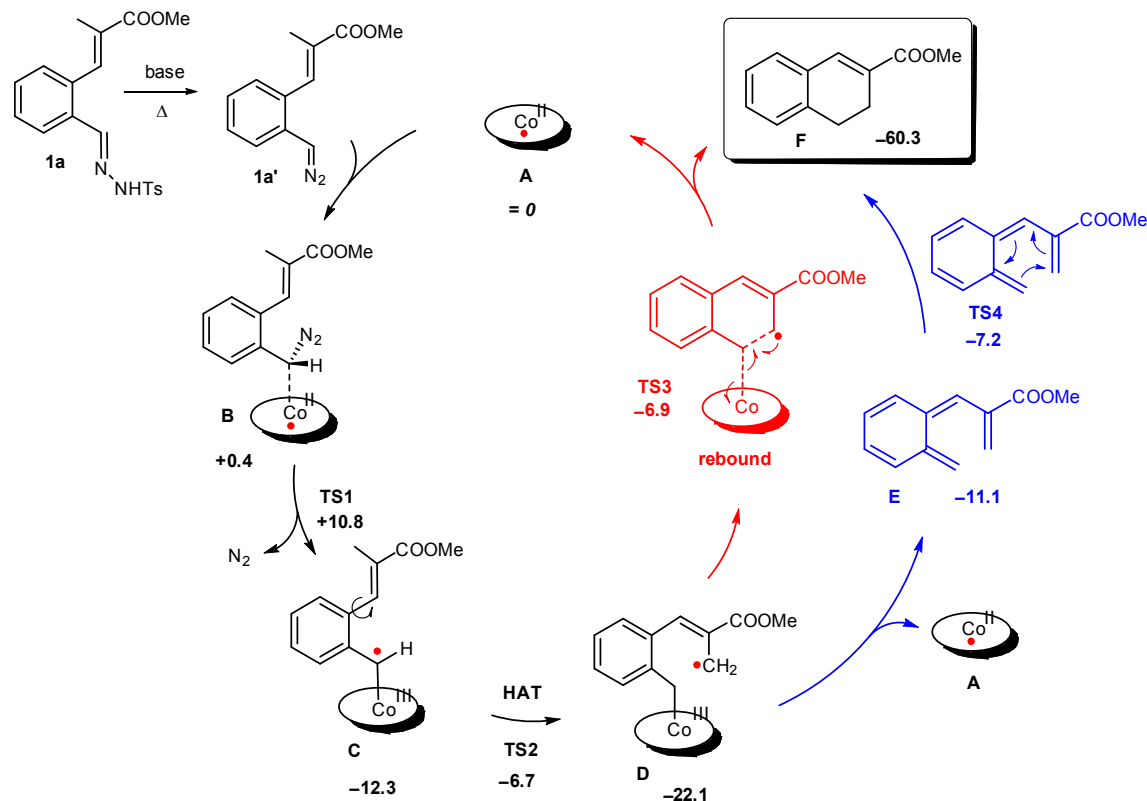
**Scheme 6** Computed mechanisms for [Co(por)]-catalysed 1,2-dihydronaphthalene formation.<sup>a</sup>





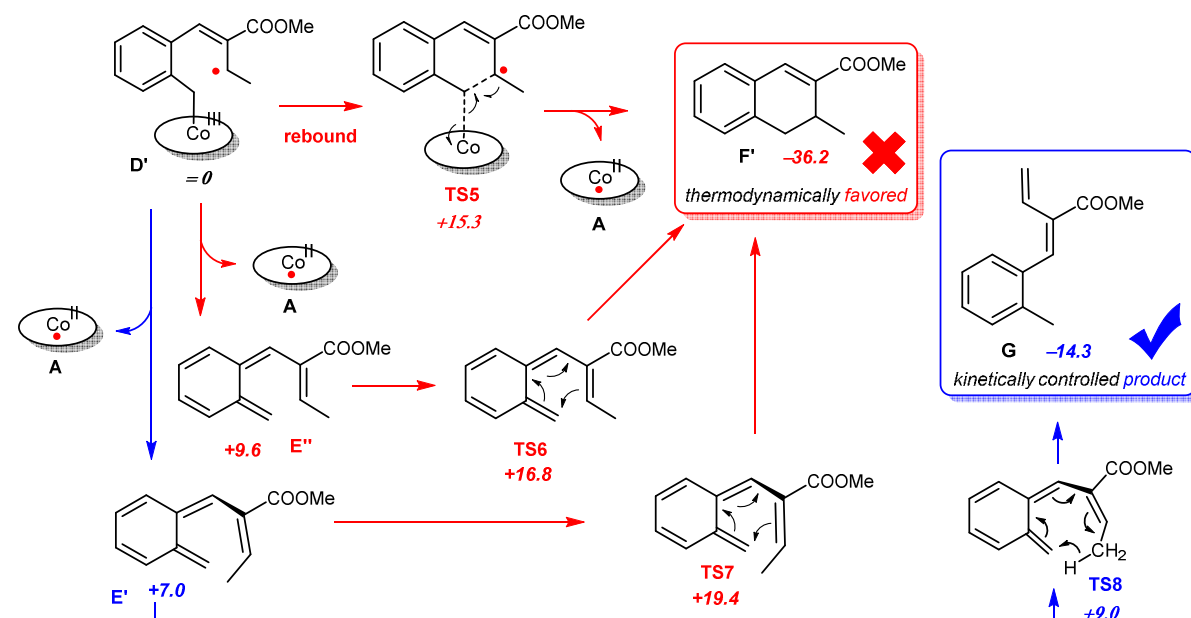
## Journal Name

## ARTICLE



<sup>a</sup> DFT-D3 calculated (Turbomole, BP86, def2-TZVP, disp3) mechanisms for [Co(por)]-catalysed 1,2-dihydronaphthalene formation (free energies,  $\Delta G^\circ_{333K}$ , in kcal mol<sup>-1</sup>). All energies, including the transition states, are reported with respect to (the toluene adduct of) species A as the reference point. A cobalt-porphyrin complex without meso-substituents was used as a simplified model of the actual [Co(TPP)] catalyst.

**Scheme 7** Computed mechanisms for *E*-aryl diene formation as compared to 1,2-dihydronaphthalene formation from allyl-radical intermediate D'.<sup>a</sup>



<sup>a</sup> DFT-D3 calculated (Turbomole, BP86, def2-TZVP, disp3) mechanisms for [Co(por)]-catalysed 1,2-dihydronaphthalene and E-aryl diene formation from **D'** (free energies,  $\Delta G^\circ_{333K}$ , in kcal mol<sup>-1</sup>). All energies, including the transition states, are reported with respect to species **D'** as the reference point. A cobalt-porphyrin complex without meso-substituents was used as a simplified model of the actual [Co(TPP)] catalyst.

To shed more light on those reactions, we also explored the mechanism for *E*-aryl diene formation from allyl radical intermediate **D'** (see Scheme 7). Allyl radical intermediate **D'** could in principle undergo a direct radical rebound ring-closure step (**TS5**, Scheme 7, similar to **TS3** in Scheme 6) to produce 3-methyl substituted 1,2-dihydronaphthalene product **F'**. This is a strongly exergonic ( $\Delta G^\circ_{333K} = +11.0$  kcal mol<sup>-1</sup>) reaction step with a very accessible transition state barrier (**TS5**: +15.3 kcal mol<sup>-1</sup>; comparable to the **TS3** barrier from **D**: +15.2 kcal mol<sup>-1</sup>). However, dissociation of *o*-QDM **E'** from **D'** is only slightly endergonic (+7.0 kcal mol<sup>-1</sup>), and a subsequent Ene-type [1,7]-hydride shift reaction via **TS8** (Scheme 7, blue pathway) has a very low barrier (+2.0 kcal mol<sup>-1</sup> from **E'**). As such, the total **TS8** barrier from **D'** of +9.0 kcal mol<sup>-1</sup> to form *E*-aryl diene product **G** is much lower than the **TS5** barrier for direct radical-rebound ring closure to form 1,2-dihydronaphthalene **F'** (Scheme 7, top red pathway). Alternative *o*-QDM pathways for formation of 1,2-dihydronaphthalene **F'**, involving 6 $\pi$ -cyclisation of **E'** or **E''** over **TS6** or **TS7**, are also higher barrier processes than formation of **G** over **TS8** according to DFT (Scheme 7, bottom red pathways). As such, the experimentally observed (Table 4) formation of *E*-aryl dienes for substrates containing an alkyl substituent at the allylic position instead of the thermodynamically favoured 1,2-dihydronaphthalenes,<sup>35</sup> must be a kinetically controlled process, dictated by the very low **TS8** barrier.<sup>36</sup>

Notably, the overall catalytic cycles involve the sequential transition of (1) a diazo compound to (2) a cobalt(II) carbenoid (species **B**), (3) a cobalt(III)-carbene radical (species **C**) and (4) a cobalt(III)-CH<sub>2</sub>-aryl species containing a benz-allyl radical moiety (species **D** and **D'**), thus providing an intriguing sequence of single-electron steps uncommon to more

traditional closed-shell organometallic catalysis. A further mechanistically interesting observation is that the benz-allyl radical moiety in species **D** and **D'**, in direct conjugation with already quite weak Co<sup>III</sup>-C bonds, triggers dissociation of *o*-QDM intermediates **E** and **E'**, which either undergo an uncatalysed ring closure (**E**) or Ene-type [1,7]-hydride shift (**E'**) to form 1,2-dihydronaphthalenes (**F**) or *E*-aryldienes (**G**).

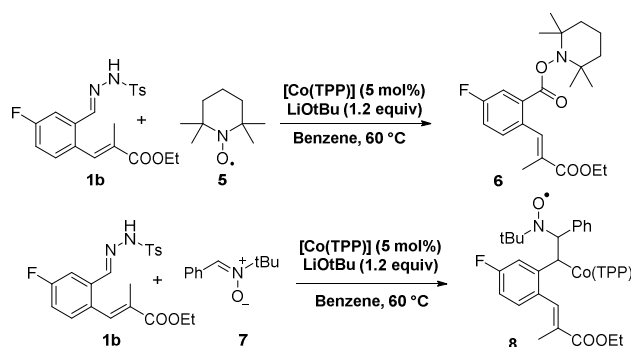
In an attempt to gather additional mechanistic information, we performed a set of kinetic NMR studies and radical-trapping experiments. The kinetic studies were not very informative though, showing zero order kinetics in the substrate as well as the catalyst (see Supporting Info). This points to a rate limiting thermal conversion of the poorly soluble substrate **1b** into the soluble, reactive diazo compound **1b'**, and hence does not provide any information about the subsequent cobalt-catalysed steps. Radical trapping experiments proved more informative. Performing the catalytic reaction of **1b** in the presence of two equivalents of 2,2,6,6-tetra-methylpiperidine-1-oxyl (TEMPO) led to formation of the (over)oxidized species **6**, isolated in 59% yield (Scheme 8, top). Apparently it is possible to trap the cobalt(III)-carbene radical intermediate **C** with TEMPO.<sup>37</sup> In a separate EPR spin-trapping experiment, using phenyl *N*-tert-butyl nitron (PBN) (**7**) as the spin-trap, we first generated the diazo compound **1b'** at elevated temperature, cooled down

the reaction mixture to room temperature, after which we added PBN and the catalyst to prepare the EPR sample (Scheme 8, bottom).

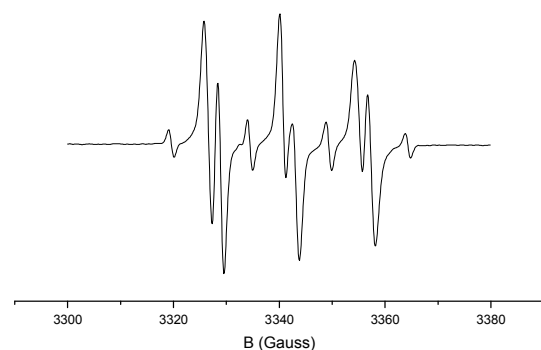


## ARTICLE

## Journal Name



**Scheme 8** Radical scavenging experiments used to trap the Co<sup>III</sup>-carbene radical intermediate.



**Fig. 2** Isotropic X-band EPR spectrum of the PBN-trapped carbon-centred radical (T= 298 K; microwave frequency: 9.36607 GHz; power: 6.33 mW; modulation amplitude: 1.0 G).

The resulting EPR spectrum is depicted in Figure 2 ( $g_{\text{iso}} = 2.007$ ,  $A^{\text{N}} = 14.3$  G,  $A^{\text{H}} = 2.8$  G). The detected proton and nitrogen hyperfine interactions of 2.8 G and 14.3 G, respectively, reveal trapping of a carbon-centred radical by the PBN spin-trap. The most likely candidate of this PBN-trapped species is intermediate **C**, thus forming compound **8**. HR-MS spectrometry confirmed the presence of such species, with the mass of the catalyst plus carbene-substrate plus PBN. The trapping experiments are thus in agreement with the proposed metallo-radical activation steps of diazo compound **1a'** by the cobalt(II) catalyst in order to produce carbene radical intermediate **C**.

## Conclusions

Metalloradical activation of substituted *o*-styryl *N*-tosyl hydrazones provides an effective synthetic protocol for the synthesis substituted 1,2-dihydronaphthalenes and *E*-aryl-dienes, taking advantage of the intrinsic and controlled radical-type reactivity of a cobalt(III)-carbene radical intermediate. The cobalt-catalysed synthesis of 1,2-dihydronaphthalene involves net intramolecular carbene insertion into the allylic C(sp<sup>3</sup>)-H bond, via HAT from the allylic C-H bond to the cobalt(III)-carbene radical. A subsequent direct and low barrier (DFT) radical-rebound C-C bond forming step provides one

viable mechanistic possibility for ring-closure to 1,2-dihydronaphthalenes. However, a competing pathway seems to prevail kinetically, involving dissociation of a reactive *ortho*-quinodimethane (*o*-QDM) intermediate from the metal, followed by concerted, pericyclic 6 $\pi$ -cyclisation. The ring-closure reaction has been successfully applied to a broad range of substrates with various R<sup>1</sup> substituents at the aromatic ring, producing the desired 1,2-dihydronaphthalenes in good to excellent isolated yields for substrates with an R<sup>2</sup> = COOEt substituent at the vinylic position (~70-90%). Changing the R<sup>2</sup> moiety from an ester to another substituent has a surprisingly large influence on the (isolated) yields. This behaviour is unexpected for a radical rebound ring-closure mechanism, and points to a mechanism proceeding via *o*-QDM intermediates. Furthermore, substrates with an alkyl substituent at the allylic position (Y = CH<sub>2</sub>R<sup>3</sup> instead of Y = H) react to form *E*-aryl-dienes in excellent yields, rather than the expected 1,2-dihydronaphthalenes. This result, combined with the outcome of supporting DFT calculations, strongly points to the release of reactive *o*-QDM intermediates from the metal centre in all cases. The latter either undergo a 6 $\pi$ -cyclisation reaction to form 1,2-dihydronaphthalenes, or a [1,7]-hydride shift to produce *E*-aryl-dienes. Both pathways are low-barrier processes according to DFT, but the [1,7]-hydride shift outcompetes the 6 $\pi$ -cyclisation step for the substrates with an alkyl substituent at the allylic position, thus producing *E*-aryl-dienes in kinetically controlled reactions rather than the expected, thermodynamically more stable 1,2-dihydronaphthalenes. Spin trapping experiments confirm the radical nature of these reactions. Follow-up studies in our laboratory currently focus on exploiting metalloradical catalysed *ortho*-quinodimethane formation coupled to a series of related pericyclic reactions.<sup>11a</sup>

## Conflicts of interest

There are no conflicts to declare.

## Funding Sources

Financial support from the Netherlands Organization for Scientific Research (NWO-CW VICI project 016.122.613) and the University of Amsterdam (Research Priority Area Sustainable Chemistry) is gratefully acknowledged.

## Acknowledgements

We thank Ed Zuidinga for MS measurements and Jan Meine Ernsing for NMR advice.

## Notes and references

- (a) A. de Meijere and P.J. Stang in: Metal-Catalysed Cross-Coupling Reactions, 2nd ed., Wiley-VCH, Weinheim, Germany, 2004. (b) J.A. Gladysz, *Chem. Rev.* 2011, **111**, 1167. (c) A. Suzuki, *Angew. Chem. Int. Ed.* 2011, **50**, 6722. (d) E. Negishi, *Angew. Chem. Int. Ed.* 2011, **50**, 6738–6764.



- 2 (a) A. Gutiérrez-Bonet, F. Juliá-Hernández, B. de Luis, R. Martin, *J. Am. Chem. Soc.* 2016, **138**, 6384. (b) Y. Xia, P. Qu, Z. Liu, R. Ge, Q. Xiao, Y. Zhang, J. Wang, *Angew. Chem. Int. Ed.* 2013, **52**, 2543.
- 3 (a) S. R. Angle, D.O. Arnaiz *Tetrahedron Lett.* 1991, **32**, 2327. (b) R. Santi, F. Bergamini, A. Citterio, R. Sebastiano, M. Nicolini, *J. Org. Chem.* 1992, **57**, 4250. (c) N. Asao, T. Kasahara, Y. Yamamoto, *Angew. Chem. Int. Ed.* 2003, **42**, 3504. (d) M. Nishizawa, H. Takao, V.K. Yadav, H. Imagawa, T. Sugihara, *Org. Lett.* 2003, **5**, 4563. (e) D.C. Harrowven, M.J. Tyte, *Tetrahedron Lett.* 2002, **43**, 5971.
- 4 I. Sakakibara, Y. Ikeya, K. Hayashi and H. Mitsuhashi, *Phytochemistry*, 1992, **31**, 3219.
- 5 A.G. González, Z.E. Aguiar, T.A. Grillo and J.G. Luis, *Phytochemistry*, 1992, **31**, 1691.
- 6 H. Azhar-Ul, A. Malik, I. Anis, S.B. Khan, E. Ahmed, Z. Ahmed, S.A. Nawaz and M.I. Choudhary, *Chem. Pharm. Bull.* 2004, **52**, 1269.
- 7 (a) L. Gennari, *Drugs Today* 2006, **42**, 355. (b) X. Yang, A.R. Reinhold, R.L. Rosati and K.K.-C Liu, *Org. Lett.* 2000, **2**, 4025 (c) L. Hejtmánková, J. Jirman and M. Sedlák, *Res. Chem. Intermed.*, 2009, 615.
- 8 A.W. Scribner, S.A. Haroutounian, K.E. Carlson and J.A. Katzenellenbogen, *J. Org. Chem.*, 1997, **62**, 1043.
- 9 D.K. Hutchinson, T. Rosenberg, L.L. Klein, T.D. Bosse, D.P. Larson, W. He, W.W. Jiang, W.M. Kati, W.E. Kohlbrenner, Y. Liu, S.V. Masse, T. Middleton, A. Molla, D.A. Montgomery, D.W.A. Beno, K.D. Stewart, V.S. Stoll and D.J. Kempf, *Bioorg. Med. Chem. Lett.*, 2008, **18**, 3887.
- 10 M. Voets, I. Antes, C. Scherer, U. Müller-Vieira, K. Biemel, S. Marchais-Oberwinkler and R.W. Hartmann, *J. Med. Chem.*, 2006, **49**, 2222.
- 11 L.F. Silva Jr., F.A. Siqueira, E.C. Pedrozo, F.Y.M. Vieira and A.C. Doriguetto, *Org. Lett.*, 2007, **9**, 1433.
- 12 (a) For reviews, see: A.R. Pape, K.P. Kaliappan and E.P. Kündig, *Chem. Rev.* 2000, **100**, 2917. (b) D.J. Rawson and A.I. Meyers, *J. Org. Chem.*, 1991, **56**, 2292. (c) A.I. Meyers, J.D. Brown and D. Laucher, *Tetrahedron Lett.*, 1987, **28**, 5279. (d) A.I. Meyers, K.A. Lutowski and D. Laucher, *Tetrahedron*, 1988, **44**, 3107. (e) D. Amurrio, K. Khan and E.P. Kündig, *J. Org. Chem.*, 1996, **61**, 2258, and references therein. (f) A. Ahmed, J. Clayden and M. Rowley, *Chem. Commun.*, 1998, 297. (g) K. Tomioka, M. Shindo and K. Koga, *Tetrahedron Lett.*, 1990, **31**, 1739. (h) K. Tomioka, I. Inoue, M. Shindo and K. Koga, *Tetrahedron Lett.*, 1990, **31**, 6681. (i) M. Shindo, K. Koga, Y. Asano and K. Tomioka, *Tetrahedron*, 1999, **55**, 4955. (k) K. Tomioka, M. Shindo and K. Koga, *J. Am. Chem. Soc.*, 1989, **111**, 8266.
- 13 Reviews: (a) J.L. Segura and N. Martin, *Chem. Rev.*, 1999, **99**, 3199. (b) G. Quinkert and H. Stark, *Angew. Chem., Int. Ed.*, 1983, **22**, 637. Examples: (a) N.C. Yang and C.J. Rivas, *J. Am. Chem. Soc.*, 1961, **83**, 2213. (b) B.J. Arnold, S.M. Mellows and P.G. Sammes, *J. Chem. Soc., PerkinTrans. 1*, 1973, 1266. (c) D.I. Macdonald and T. Durst, *J. Org. Chem.*, 1986, **51**, 4749. (d) J.L. Charlton and K. Koh, *J. Org. Chem.*, 1992, **57**, 1514. (e) H. Sano, D. Asanuma and M. Kosugi, *Chem. Commun.*, 1999, 1559. (f) K.C. Nicolaou and D.L.F. Gray, *Angew. Chem., Int. Ed.*, 2001, **40**, 761. (g) K.C. Nicolaou, D.L.F. Gray and J. Tae, *Angew. Chem., Int. Ed.*, 2001, **40**, 3675. (h) K.C. Nicolaou, D.L.F. Gray and J. Tae, *Angew. Chem., Int. Ed.*, 2001, **40**, 3679. (i) K.C. Nicolaou, D.L.F. Gray and J. Tae, *J. Am. Chem. Soc.*, 2004, **126**, 613.
- 14 G. Kanai, N. Miyaara and A. Suzuki, *Chem. Lett.* 1993, **22**, 845.
- 15 N. Asao, T. Kasahara and Y. Yamamoto, *Angew. Chem. Int. Ed.* 2003, **42**, 3504.
- 16 (a) W.I. Dzik, X. Xu, X.P. Zhang, J.N.H. Reek and B. de Bruin, *J. Am. Chem. Soc.* 2010, **132**, 10891. (b) H. Lu, W.I. Dzik, X. Xu, L. Wojtas, B. de Bruin and X.P. Zhang, *J. Am. Chem. Soc.* 2011, **133**, 8518. (c) W.I. Dzik, X.P. Zhang and B. de Bruin, *Inorg. Chem.* 2011, **50**, 9896. (d) W.I. Dzik, J.N.H. Reek and B. de Bruin, *Chem. Eur. J.* 2008, **14**, 7594. (e) V. Lyaskovskyy and B. de Bruin, *ACS Catal.* 2012, **2**, 270.
- 17 (a) M.P. Doyle, *Angew. Chem. Int. Ed.* 2009, **48**, 850. (b) S. Zhu, J.V. Ruppel, H. Lu, L. Wojtas and X.P. Zhang, *J. Am. Chem. Soc.* 2008, **130**, 5042. (c) S. Zhu, J.A. Perman and X.P. Zhang, *Angew. Chem. Int. Ed.* 2008, **47**, 8460. (d) S. Fantauzzi, E. Gallo, E. Rose, N. Raoul, A. Caselli, S. Issa, F. Ragaini and S. Cenini, *Organometallics* 2008, **27**, 6143. (e) X. Xu, S. Zhu, X. Cui, L. Wojtas and X.P. Zhang, *Angew. Chem. Int. Ed.*, 2013, **52**, 11857.
- 18 (a) J.V. Ruppel, R.M. Kamble and X.P. Zhang, *Org. Lett.* 2007, **9**, 4889. (b) H. Lu, C. Li, H. Jiang, C.L. Lizardi and X.P. Zhang, *Angew. Chem., Int. Ed.* 2014, **53**, 7028.
- 19 J. Zhang, J. Jiang, D. Xu, Q. Luo, H. Wang, J. Chen, H. Li, Y. Wang and X. Wan, *Angew. Chem. Int. Ed.* 2015, **54**, 1231.
- 20 N.D. Paul, A. Chirila, H. Lu, X.P. Zhang and B. de Bruin, *Chem. Eur. J.* 2013, **19**, 12953.
- 21 N.D. Paul, S. Mandal, M. Otte, X. Cui, X.P. Zhang, and B. de Bruin, *J. Am. Chem. Soc.* 2014, **136**, 1090.
- 22 B.G. Das, A. Chirila, M. Tromp, J.N.H. Reek, and B. de Bruin, *J. Am. Chem. Soc.* 2016, **138**, 8968.
- 23 For selected reviews about C-H functionalisation by carbene insertion: (a) A. Caballero, P.J. Pérez, *Chem. Soc. Rev.* 2013, **42**, 8809. (b) Davies, H. M. L.; Morton, D. *Chem. Soc. Rev.* 2011, **40**, 1857. (c) H.-J. Lu; X.P. Zhang, *Chem. Soc. Rev.* 2011, **40**, 1899.
- 24 Uncatalysed thermal decomposition of substrate **1a** is unselective, producing many different products (among which ~20% of the carbene dimerization product). Product **2a** was not detected in these mixtures.
- 25 A. Chirila, B.G. Das, N.D. Paul, and B. de Bruin, *ChemCatChem*, 2017, **9**, 1413.
- 26 Reviews: (a) J. Boutagy, R. Thomas, *Chem. Rev.*, 1974, **74**, 87. (b) W. J. Stec, *Acc. Chem. Res.*, 1983, **16**, 411.
- 27 C. S. Bryan, M. Lautens, *Org. Lett.* 2010, **12**, 2754.
- 28 Considering the results obtained in Table 4, diene formation for substrate **1l** could perhaps be expected, but was not observed. This is because the C-H bond of the alkyl substituent cannot rotate towards the methide for the required [1,7]-hydride shift, since it is constrained in the cyclohexyl ring (Scheme 5).
- 29 While the major *E*-isomer of **1o** transforms selectively to the *E*-aryl diene product, the non-productive *Z*-isomer of **1o** participates in a Buchner-type ring expansion of a benzene solvent molecule to produce side product **4** (see ESI for structure and characterization). As a result, product **3o** was obtained as a mixture containing ~10% of compound **4**. It proved difficult to isolate pure **3o**, clean from **4**.
- 30 (a) J.-E. Bäckvall, R. Chinchilla, C. Nájera and M. Yus, *Chem. Rev.*, 1998, **98**, 2291. (b) D. A. Mundal, K. E. Lutz and R. J. Thomson, *Org. Lett.*, 2009, **11**, 465. (c) P. J. Baldry, *J. Chem. Soc. Perkin Trans. 1*, 1975, 1913. (d) P. J. Baldry, *J. Chem. Soc. Perkin Trans. 2*, 1980, 805. (e) J. M. Um, H. Xu, K. N. Houk and W. Tang, *J. Am. Chem. Soc.*, 2009, **131**, 6664. (f) N. Yayli, S. Ö. Sivrikaya, A. Yaşar, O. Üçüncü, C. Güleç, S. Kolaylı, M. Küçük and E. Çelik, *J. Photochem. Photobiol. A Chem.*, 2005, **175**, 22.
- 31 Y. Xia and J. Wang, *Chem. Soc. Rev.* 2017, **46**, 2306.
- 32 Transition metal diazo adducts like **B** are sometimes named 'carbenoids'. For a discussion on the naming of carbenoids and (transition)metal carbenes (or metallocarbenes), see: (a) A. Caballero and P.J. Pérez, *Chem. Eur. J.*, doi:

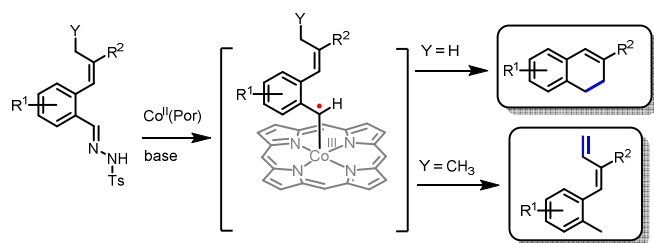


## ARTICLE

Journal Name

- 10.1002/chem.201702392. (b) J.L. Maxwell, K.C. Brown, D.W. Bartley and T. Kodadek, *Science*, 1992, **256**, 1544.
- 33 Intramolecular HAT (via **TS2**) first requires rotation around the C<sub>aromatic</sub>–C<sub>vinyl</sub> single bond of **C** to produce **C<sub>rotated</sub>**, with its allylic hydrogen atoms closer to the carbene radical moiety. **C<sub>rotated</sub>** is computed to be only +1 kcal mol<sup>–1</sup> less stable than **C**. See supporting information.
- 34 Unlike the copper, silver and gold systems recently reported by Pérez and coworkers, HAT via **TS2** does not involve active participation of the gem-ester moiety: M.R. Frutos, M. Besora, A.A.C. Braga, M.M. Díaz-Requejo, F. Maseras and P.J. Pérez, *Organometallics*, 2017, **36**, 172.
- 35 (a) H. Heimgartner, L. Ulrich, H.-J. Hansen and H. Schmid, *Helv. Chim. Acta*, 1971, **54**, 2313. (b) H. Heimgartner, J. Zsindely, H.-J. Hansen and H. Schmid, *Helv. Chim. Acta*, 1973, **56**, 2924.
- 36 Heating the kinetic product **3m** for a prolonged period does not lead to spontaneous ring-closure to produce the corresponding thermodynamic 1,2-dihydronaphthalene product (**2**). Heating **3m** in the presence of NaOMe only led to trans-esterification.
- 37 Trapping of the corresponding *o*-QDM intermediate by TEMPO to produce compound **6** cannot be fully excluded.





## TOC Graphic

Catalytic synthesis of substituted 1,2-dihydronaphthalenes via metalloradical activation of *o*-styryl *N*-tosyl hydrazones is presented, taking advantage of the intrinsic reactivity of a cobalt(III)-carbene radical intermediate. Substrates with an alkyl substituent on the allylic position reacted to form *E*-aryl-dienes rather than the expected 1,2-dihydronaphthalenes.





## Word automated references

- 1 (a) A. de Meijere and P.J. Stang in: *Metal-Catalysed Cross-Coupling Reactions*, 2nd ed., Wiley-VCH, Weinheim, Germany, 2004. (b) J.A. Gladysz, *Chem. Rev.* 2011, **111**, 1167. (c) A. Suzuki, *Angew. Chem. Int. Ed.* 2011, **50**, 6722. (d) E. Negishi, *Angew. Chem. Int. Ed.* 2011, **50**, 6738–6764.
- 2 (a) A. Gutiérrez-Bonet, F. Juliá-Hernández, B. de Luis, R. Martin, *J. Am. Chem. Soc.* 2016, **138**, 6384. (b) Y. Xia, P. Qu, Z. Liu, R. Ge, Q. Xiao, Y. Zhang, J. Wang, *Angew. Chem. Int. Ed.* 2013, **52**, 2543.
- 3 (a) S. R. Angle, D.O. Arnaiz *Tetrahedron Lett.* 1991, **32**, 2327. (b) R. Santi, F. Bergamini, A. Citterio, R. Sebastiano, M. Nicolini, *J. Org. Chem.* 1992, **57**, 4250. (c) N. Asao, T. Kasahara, Y. Yamamoto, *Angew. Chem. Int. Ed.* 2003, **42**, 3504. (d) M. Nishizawa, H. Takao, V.K. Yadav, H. Imagawa, T. Sugihara, *Org. Lett.* 2003, **5**, 4563. (e) D.C. Harrowven, M.J. Tyte, *Tetrahedron Lett.* 2002, **43**, 5971.
- 4 I. Sakakibara, Y. Ikeya, K. Hayashi and H. Mitsuhashi, *Phytochemistry*, 1992, **31**, 3219.
- 5 A.G. González, Z.E. Aguiar, T.A. Grillo and J.G. Luis, *Phytochemistry*, 1992, **31**, 1691.
- 6 H. Azhar-Ul, A. Malik, I. Anis, S.B. Khan, E. Ahmed, Z. Ahmed, S.A. Nawaz and M.I. Choudhary, *Chem. Pharm. Bull.* 2004, **52**, 1269.
- 7 (a) L. Gennari, *Drugs Today* 2006, **42**, 355. (b) X. Yang, A.R. Reinhold, R.L. Rosati and K.K.-C Liu, *Org. Lett.* 2000, **2**, 4025. (c) L. Hejtmánková, J. Jirman and M. Sedlák, *Res. Chem. Intermed.*, 2009, 615.
- 8 A.W. Scribner, S.A. Haroutounian, K.E. Carlson and J.A. Katzenellenbogen, *J. Org. Chem.*, 1997, **62**, 1043.
- 9 D.K. Hutchinson, T. Rosenberg, L.L. Klein, T.D. Bosse, D.P. Larson, W. He, W.W. Jiang, W.M. Kati, W.E. Kohlbrenner, Y. Liu, S.V. Masse, T. Middleton, A. Molla, D.A. Montgomery, D.W.A. Beno, K.D. Stewart, V.S. Stoll and D.J. Kempf, *Bioorg. Med. Chem. Lett.*, 2008, **18**, 3887.
- 10 M. Voets, I. Antes, C. Scherer, U. Müller-Vieira, K. Biemel, S. Marchais-Oberwinkler and R.W. Hartmann, *J. Med. Chem.*, 2006, **49**, 2222.
- 11 L.F. Silva Jr., F.A. Siqueira, E.C. Pedrozo, F.Y.M. Vieira and A.C. Doriguetto, *Org. Lett.*, 2007, **9**, 1433.
- 12 (a) For reviews, see: A.R. Pape, K.P. Kaliappan and E.P. Kündig, *Chem. Rev.* 2000, **100**, 2917. (b) D.J. Rawson and A.I. Meyers, *J. Org. Chem.*, 1991, **56**, 2292. (c) A.I. Meyers, J.D. Brown and D. Laucher, *Tetrahedron Lett.*, 1987, **28**, 5279. (d) A.I. Meyers, K.A. Lutomski and D. Laucher, *Tetrahedron*, 1988, **44**, 3107. (e) D. Amurrio, K. Khan and E.P. Kündig, *J. Org. Chem.*, 1996, **61**, 2258, and references therein. (f) A. Ahmed, J. Clayden and M. Rowley, *Chem. Commun.*, 1998, 297. (g) K. Tomioka, M. Shindo and K. Koga, *Tetrahedron Lett.*, 1990, **31**, 1739. (h) K. Tomioka, I. Inoue, M. Shindo and K. Koga, *Tetrahedron Lett.*, 1990, **31**, 6681. (i) M. Shindo, K. Koga, Y. Asano and K. Tomioka, *Tetrahedron*, 1999, **55**, 4955. (k) K. Tomioka, M. Shindo and K. Koga, *J. Am. Chem. Soc.*, 1989, **111**, 8266.
- 13 Reviews: (a) J.L. Segura and N. Martin, *Chem. Rev.*, 1999, **99**, 3199. (b) G. Quinkert and H. Stark, *Angew. Chem., Int. Ed.*, 1983, **22**, 637. Examples: (a) N.C. Yang and C.J. Rivas, *J. Am. Chem. Soc.*, 1961, **83**, 2213. (b) B.J. Arnold, S.M. Mellows and P.G. Sammes, *J. Chem. Soc., PerkinTrans. 1*, 1973, 1266. (c) D.I. Macdonald and T. Durst, *J. Org. Chem.*, 1986, **51**, 4749. (d) J.L. Charlton and K. Koh, *J. Org. Chem.*, 1992, **57**, 1514. (e) H. Sano, D. Asanuma and M. Kosugi, *Chem. Commun.*, 1999, 1559. (f) K.C. Nicolaou and D.L.F. Gray, *Angew. Chem., Int. Ed.*, 2001, **40**, 761. (g) K.C. Nicolaou, D.L.F. Gray and J. Tae, *Angew. Chem., Int. Ed.*, 2001, **40**, 3675. (h) K.C. Nicolaou, D.L.F. Gray and J. Tae, *Angew. Chem., Int. Ed.*, 2001, **40**, 3679. (i) K.C. Nicolaou, D.L.F. Gray and J. Tae, *J. Am. Chem. Soc.*, 2004, **126**, 613.
- 14 G. Kanai, N. Miyaoura and A. Suzuki, *Chem. Lett.* 1993, **22**, 845.
- 15 N. Asao, T. Kasahara and Y. Yamamoto, *Angew. Chem. Int. Ed.* 2003, **42**, 3504.
- 16 (a) W.I. Dzik, X. Xu, X.P. Zhang, J.N.H. Reek and B. de Bruin, *J. Am. Chem. Soc.* 2010, **132**, 10891. (b) H. Lu, W.I. Dzik, X. Xu, L. Wojtas, B. de Bruin and X.P. Zhang, *J. Am. Chem. Soc.* 2011, **133**, 8518. (c) W.I. Dzik, X.P. Zhang and B. de Bruin, *Inorg. Chem.* 2011, **50**, 9896. (d) W.I. Dzik, J.N.H. Reek and B. de Bruin, *Chem. Eur. J.* 2008, **14**, 7594. (e) V. Lyaskovskyy and B. de Bruin, *ACS Catal.* 2012, **2**, 270.
- 17 (a) M.P. Doyle, *Angew. Chem. Int. Ed.* 2009, **48**, 850. (b) S. Zhu, J.V. Ruppel, H. Lu, L. Wojtas and X.P. Zhang, *J. Am. Chem. Soc.* 2008, **130**, 5042. (c) S. Zhu, J.A. Perman and X.P. Zhang, *Angew. Chem. Int. Ed.* 2008, **47**, 8460. (d) S. Fantauzzi, E. Gallo, E. Rose, N. Raoul, A. Caselli, S. Issa, F. Ragaini and S. Cenini, *Organometallics* 2008, **27**, 6143. (e) X. Xu, S. Zhu, X. Cui, L. Wojtas and X.P. Zhang, *Angew. Chem. Int. Ed.*, 2013, **52**, 11857.
- 18 (a) J.V. Ruppel, R.M. Kamble and X.P. Zhang, *Org. Lett.* 2007, **9**, 4889. (b) H. Lu, C. Li, H. Jiang, C.L. Lizardi and X.P. Zhang, *Angew. Chem., Int. Ed.* 2014, **53**, 7028.
- 19 J. Zhang, J. Jiang, D. Xu, Q. Luo, H. Wang, J. Chen, H. Li, Y. Wang and X. Wan, *Angew. Chem. Int. Ed.* 2015, **54**, 1231.
- 20 N.D. Paul, A. Chirila, H. Lu, X.P. Zhang and B. de Bruin, *Chem. Eur. J.* 2013, **19**, 12953.
- 21 N.D. Paul, S. Mandal, M. Otte, X. Cui, X.P. Zhang, and B. de Bruin, *J. Am. Chem. Soc.* 2014, **136**, 1090.
- 22 B.G. Das, A. Chirila, M. Tromp, J.N.H. Reek, and B. de Bruin, *J. Am. Chem. Soc.* 2016, **138**, 8968.
- 23 For selected reviews about C-H functionalisation by carbene insertion: (a) A. Caballero, P.J. Pérez, *Chem. Soc. Rev.* 2013, **42**, 8809. (b) Davies, H. M. L.; Morton, D. *Chem. Soc. Rev.* 2011, **40**, 1857. (c) H.-J Lu; X.P. Zhang, *Chem. Soc. Rev.* 2011, **40**, 1899.



- 24 Uncatalysed thermal decomposition of substrate **1a** is unselective, producing many different products (among which ~20% of the carbene dimerization product). Product **2a** was not detected in these mixtures.
- 25 A. Chirila, B.G. Das, N.D. Paul, and B. de Bruin, *ChemCatChem*, 2017, **9**, 1413.
- 26 Reviews: (a) J. Boutagy, R. Thomas, *Chem. Rev.*, 1974, **74**, 87. (b) W. J. Stec, *Acc. Chem. Res.*, 1983, **16**, 411.
- 27 C. S. Bryan, M. Lautens, *Org. Lett.* 2010, **12**, 2754.
- 28 Considering the results obtained in Table 4, diene formation for substrate **1l** could perhaps be expected, but was not observed. This is because the C-H bond of the alkyl substituent cannot rotate towards the methide for the required [1,7]-hydride shift, since it is constrained in the cyclohexyl ring (Scheme 5).
- 29 While the major *E*-isomer of **1o** transforms selectively to the *E*-aryl diene product, the non-productive *Z*-isomer of **1o** participates in a Buchner-type ring expansion of a benzene solvent molecule to produce side product **4** (see ESI for structure and characterization). As a result, product **3o** was obtained as a mixture containing ~10% of compound **4**. It proved difficult to isolate pure **3o**, clean from **4**.
- 30 (a) J.-E. Bäckvall, R. Chinchilla, C. Nájera and M. Yus, *Chem. Rev.*, 1998, **98**, 2291. (b) D. A. Mundal, K. E. Lutz and R. J. Thomson, *Org. Lett.*, 2009, **11**, 465. (c) P. J. Baldry, *J. Chem. Soc. Perkin Trans. 1*, 1975, 1913. (d) P. J. Baldry, *J. Chem. Soc. Perkin Trans. 2*, 1980, 805. (e) J. M. Um, H. Xu, K. N. Houk and W. Tang, *J. Am. Chem. Soc.*, 2009, **131**, 6664. (f) N. Yayli, S. Ö. Sivrikaya, A. Yaşar, O. Üçüncü, C. Güleç, S. Kolayli, M. Küçük and E. Çelik, *J. Photochem. Photobiol. A Chem.*, 2005, **175**, 22.
- 31 Y. Xia and J. Wang, *Chem. Soc. Rev.* 2017, **46**, 2306.
- 32 Transition metal diazo adducts like **B** are sometimes named 'carbenoids'. For a discussion on the naming of carbenoids and (transition)metal carbenes (or metallocarbenes), see: (a) A. Caballero and P.J. Pérez, *Chem. Eur. J.*, doi: 10.1002/chem.201702392. (b) J.L. Maxwell, K.C. Brown, D.W. Bartley and T. Kodadek, *Science*, 1992, **256**, 1544.
- 33 Intramolecular HAT (via **TS2**) first requires rotation around the Caromatic–C<sub>vinyl</sub> single bond of **C** to produce **C<sub>rotated</sub>**, with its allylic hydrogen atoms closer to the carbene radical moiety. **C<sub>rotated</sub>** is computed to be only +1 kcal mol<sup>-1</sup> less stable than **C**. See supporting information.
- 34 Unlike the copper, silver and gold systems recently reported by Pérez and coworkers, HAT via **TS2** does not involve active participation of the gem-ester moiety: M.R. Frutos, M. Besora, A.A.C. Braga, M.M. Díaz-Requejo, F. Maseras and P.J. Pérez, *Organometallics*, 2017, **36**, 172.
- 35 (a) H. Heimgartner, L. Ulrich, H.-J. Hansen and H. Schmid, *Helv. Chim. Acta*, 1971, **54**, 2313. (b) H. Heimgartner, J. Zsindely, H.-J. Hansen and H. Schmid, *Helv. Chim. Acta*, 1973, **56**, 2924.
- 36 Heating the kinetic product **3m** for a prolonged period does not lead to spontaneous ring-closure to produce the corresponding thermodynamic 1,2-dihydronaphthalene product (**2**). Heating **3m** in the presence of NaOMe only led to trans-esterification.
- 37 Trapping of the corresponding *o*-QDM intermediate by TEMPO to produce compound **6** cannot be fully excluded.

