


# RSC Advances



This article can be cited before page numbers have been issued, to do this please use: X. Zhu, D. Yang, W. Wei, M. Jiang, L. Li, X. Zhu, J. You and H. Wang, *RSC Adv.*, 2014, DOI: 10.1039/C4RA14152K.



This is an *Accepted Manuscript*, which has been through the Royal Society of Chemistry peer review process and has been accepted for publication.

*Accepted Manuscripts* are published online shortly after acceptance, before technical editing, formatting and proof reading. Using this free service, authors can make their results available to the community, in citable form, before we publish the edited article. This *Accepted Manuscript* will be replaced by the edited, formatted and paginated article as soon as this is available.

You can find more information about *Accepted Manuscripts* in the [Information for Authors](#).

Please note that technical editing may introduce minor changes to the text and/or graphics, which may alter content. The journal's standard [Terms & Conditions](#) and the [Ethical guidelines](#) still apply. In no event shall the Royal Society of Chemistry be held responsible for any errors or omissions in this *Accepted Manuscript* or any consequences arising from the use of any information it contains.

Cite this: DOI: 10.1039/c0xx00000x

www.rsc.org/xxxxxx

## ARTICLE TYPE

**Magnetic Copper Ferrite Nanoparticles/TEMPO Catalyzed Selective Oxidation of Activated Alcohols to Aldehydes under Ligand- and Base-Free Conditions in Water †**Xiao Zhu,<sup>a</sup> Daoshan Yang,<sup>\*a</sup> Wei Wei,<sup>a</sup> Min Jiang,<sup>b</sup> Lulu Li,<sup>a</sup> Xiangbing, Zhu,<sup>a</sup> Jinmao You,<sup>a</sup> and Hua Wang<sup>\*a</sup><sup>5</sup> Received (in XXX, XXX) Xth XXXXXXXXX 20XX, Accepted Xth XXXXXXXXX 20XX

DOI: 10.1039/b000000x

A novel, effective and sustainable strategy for the synthesis of aldehydes has been developed using inexpensive, readily available, oxygen-stable and recyclable CuFe<sub>2</sub>O<sub>4</sub> nanoparticles as the catalyst. The corresponding substituted aldehydes were obtained in moderate to good yields by aerobic oxidation of aromatic alcohols in water under dioxygen atmosphere. Importantly, a ligand or a base was not necessary. The catalyst was completely recoverable with an external magnet and could be reused six times without significant loss of catalytic activity.

**Introduction**

Direct conversion of primary alcohols to the corresponding aldehydes is still a pivotal reaction in organic synthesis.<sup>1</sup> In traditional oxidation processes, the oxidation of alcohols is accomplished by use of stoichiometric amounts of inorganic oxidants such as CrO<sub>3</sub>, KMnO<sub>4</sub>, SeO<sub>2</sub>, hypervalent iodine compounds and toxic heavy metal salts.<sup>2</sup> Unfortunately, these oxidants might lead to the formation of quantities of unfriendly waste in the environment such as non-recoverable toxic by-products, and large volumes of solid waste. In recent years, transition metals such as Pd,<sup>3</sup> Au,<sup>4</sup> Cu,<sup>5</sup> etc., or their corresponding metal complexes have been widely applied in the aerobic alcohol oxidation. As a pioneering work, Nakazawa and co-workers recently reported a first iron-catalyzed method for aerobic oxidation of alcohols to aldehydes.<sup>6</sup> Non-metalcatalytic systems for this oxidation transformation have also been attract much attention.<sup>7</sup> In 2014, Jahn and co-workers reported that TEMPO/*t*-BuONO system can catalyze primary and secondary alcohols to the corresponding aldehydes and ketones, respectively.<sup>8</sup> However, in some cases, most of these methods might suffer from some drawbacks such as the rarity and price

transition metal catalyst, ligand together with strong base conditions, metal contamination in the end products and undesirable stoichiometric oxidants, which should still impede their applications on a large scale. Therefore, a more green and effective process is needed.

In view of the principles of green chemistry, the proposal of reaction conditions, media and catalysts, is still challenging in the current chemistry.<sup>9</sup> Since catalysis has a tremendous impact on “green chemistry”, optimization of existing chemical transformations together with the development of practical, environmentally friendly processes depend greatly on improvement of catalyst performance.<sup>10</sup> Recently, heterogeneous catalysts have attracted much attention in organic transformations due to their interesting reactivity as well as for economic and environmental reasons. Particularly, a large number of recyclable supported catalytic systems have been developed.<sup>11</sup> For example, Li and co-workers reported an efficient palladium on graphene catalyst for the selective oxidation of aromatic alcohols to corresponding carbonyl compounds.<sup>9f</sup> Very recently, Garcia's group developed an elegant work for the oxidative transformation catalyzed by metal-organic frameworks with the assistance of TEMPO (2, 2, 6, 6-tetramethyl-1-piperidinyloxy).<sup>12</sup> Excellent as these works are, the small size of catalyst particles might often make their separation and recycling difficult, and the efficiency of the recovered catalyst might be somewhat reduced as a result of a filtration step.

Recently, magnetic nanoparticles (MNPs) have emerged as ideal catalysts or supports, and have been extensively used in organic transformations because of their easy preparation, large surface area ratio, high dispersion property in organic solvents and efficient separation by using an external magnet and without the need for filtration step.<sup>13</sup> Among all the magnetic nanoparticles, copper(II) ferrite (CuFe<sub>2</sub>O<sub>4</sub>) nanoparticles have emerged as a powerful and excellent catalyst for many organic transformations.<sup>14</sup> Furthermore, from the viewpoint of green chemistry, replacement of conventional hazardous organic solvents by safe and green reaction media has always been a thread in the sustainable chemistry. There is no doubt that, water can be considered as an attractive solvent, because it is easily available, non-toxic and environmentally friendly in the world. Besides that, water is also known to enhance the reaction rates and to affect the selectivity of a lot of organic transformations.<sup>15</sup> In addition, for economical and environmental reasons, there is

<sup>a</sup> The Key Laboratory of Life-Organic Analysis and Key Laboratory of Pharmaceutical Intermediates and Analysis of Natural Medicine, School of Chemistry and Chemical Engineering, Qufu Normal University, Qufu 273165, Shandong, China. E-mail: yangdaoshan@tsinghua.org.cn; huawang\_qfnu@126.com;

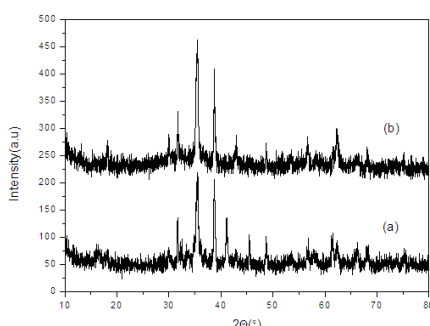
<sup>b</sup> Key Laboratory of Bioorganic Phosphorus Chemistry and Chemical Biology (Ministry of Education), Department of Chemistry, Tsinghua University, Beijing 100084, People's Republic of China

† Electronic Supplementary Information (ESI) available: Experimental details. See DOI: 10.1039/b000000x/


an increasing demand for the use of dioxygen as an ideal oxidant for many oxidation reactions due to its abundance, low cost and nontoxicity. In continuation of our endeavors to develop CuFe<sub>2</sub>O<sub>4</sub>-catalyzed organic transformations,<sup>16</sup> we herein report a green, practical and efficient CuFe<sub>2</sub>O<sub>4</sub>-catalyzed aerobic oxidation of aromatic alcohols to aldehydes by using environmentally benign water as the solvent under dioxygen atmosphere. Notably, when we were performing these studies, Lipshutz and his coworkers reported an elegant example of the direct oxidation of activated alcohols to aldehydes or ketones using CuBr/TEMPO as the catalyst using water as the solvent.<sup>17</sup>

## Results and Discussion


The copper(II) ferrite nanoparticles were prepared according to the literature procedure,<sup>18</sup> and were characterized by X-ray diffraction (Fig. 1). The energy-dispersive X-ray spectroscopy shows that the spheres are composed of Cu, Fe and O, as expected (Fig. 1, ESI†). Moreover, the diffraction patterns of all the peaks are in agreement with the standard XRD pattern (JCPDS34-0425), so are the ones after three usages. Also, as can be seen from the SEM and TEM images, the CuFe<sub>2</sub>O<sub>4</sub> nanoparticles could remain well in a similar state, even after third cycles. (Fig 2 and Fig 3).



**Fig. 1** XRD spectrum of native CuFe<sub>2</sub>O<sub>4</sub> catalyst. (b) XRD spectrum of reused CuFe<sub>2</sub>O<sub>4</sub> catalyst after 3<sup>th</sup> cycle



**Fig. 2** (a) SEM images of the fresh CuFe<sub>2</sub>O<sub>4</sub> nanoparticles. (b) SEM image of the CuFe<sub>2</sub>O<sub>4</sub> nanoparticles after 3<sup>th</sup> cycle.



**Fig. 3** (a) TEM image of the fresh CuFe<sub>2</sub>O<sub>4</sub> nanoparticles. (b) TEM image of the CuFe<sub>2</sub>O<sub>4</sub> nanoparticles after 3<sup>th</sup> cycle.

Initially, phenylmethanol (**1a**) was selected as the model substrate to optimize the reaction conditions, including the choice of solvent, temperature and the amount of TEMPO under a dioxygen atmosphere (Table 1). Firstly, a range of solvents such as H<sub>2</sub>O, Toluene, DMF, DMSO and THF were investigated in the presence of 0.1 equiv of CuFe<sub>2</sub>O<sub>4</sub> nanoparticles and 6.25 mol % TEMPO (2,2,6,6-Tetramethylpiperidine 1-oxyl) (relative to amount of **1a**) under dioxygen atmosphere (entries 1-5), H<sub>2</sub>O and THF gave the highest yield among the solvents tested (entry 1 and 5), and we chose the most green and environmentally friendly water as the solvent. The reason might be the optimum oxygen solubility of water. Besides that, the hydrogen bonding interaction between water and alcohols which could activate the alcohols can not be excluded. We attempted different temperature (compare entries 1, 6-8), and 100 °C was optimal. The yield was not significantly improved when the reaction time was prolonged to 48h, at 30°C, 60°C and 90°C respectively. The reaction yield decreased when the amount of TEMPO was lowered (entries 1, 9-10). Control experiments confirmed that the desired benzaldehyde was not formed in the absence of the catalyst (entries 11), and it gave a moderate yield under air atmosphere. Considering the importance of bases and ligands in the traditional Cu/TEMPO oxidative systems, we added 2.0 mmol KOH in the standard reaction system, however, the reaction efficiency was not obviously enhanced. The reason might be the large surface area ratio of CuFe<sub>2</sub>O<sub>4</sub>, and make it easy to coordinate with alcohol and TEMPO without bases and ligands (see scheme 1, plausible mechanism). As a result, the optimized reaction conditions were identified as using CuFe<sub>2</sub>O<sub>4</sub> nanoparticles (10 mol%), TEMPO (1.25 mol%), H<sub>2</sub>O (2 mL) at 100 °C under dioxygen atmosphere.

**Table 1** Optimization of the reaction conditions<sup>a</sup>

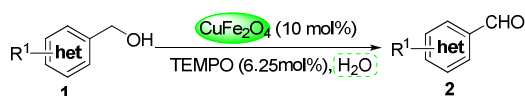
$\text{1a} \xrightarrow[\text{TEMPO (x mol\%), H}_2\text{O}]{\text{CuFe}_2\text{O}_4 \text{ (x mol\%), Temp., 24h}} \text{2a}$			
Entry	Solvent	Temp (°C)	Yield (%) <sup>b</sup>
<b>1</b>	<b>H<sub>2</sub>O</b>	<b>100</b>	<b>95</b>
2	Toluene	100	40
3	DMSO	100	— <sup>[f]</sup>
4	DMF	100	— <sup>[f]</sup>
<b>5</b>	<b>THF</b>	<b>100</b>	<b>92</b>
6	H <sub>2</sub> O	30	— <sup>[f]</sup> , <sup>[g]</sup>
7	H <sub>2</sub> O	60	75, 76 <sup>[g]</sup>
8	H <sub>2</sub> O	90	83, 88 <sup>[g]</sup>
9	H <sub>2</sub> O	100 <sup>[c]</sup>	75
10	H <sub>2</sub> O	100 <sup>[d]</sup>	80
11	H <sub>2</sub> O	100 <sup>[e]</sup>	— <sup>[f]</sup>
12	H <sub>2</sub> O	100	64 <sup>[h]</sup>
13	H <sub>2</sub> O	100	87 <sup>[i]</sup>













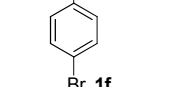
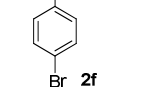




<sup>a</sup> Reaction conditions: Benzyl alcohol (**1a**; 2 mmol), catalyst (0.1 mmol), TEMPO (0.125 mmol), H<sub>2</sub>O (2 mL), under O<sub>2</sub> atmosphere. <sup>b</sup> Isolated yield. <sup>c</sup> TEMPO (0.025 mmol). <sup>d</sup> TEMPO (0.05 mmol). <sup>e</sup> No catalyst. <sup>f</sup> Not detected. <sup>g</sup> The reaction time prolonged to 48h. <sup>h</sup> Under air atmosphere. <sup>i</sup> 2.0 mmol KOH was added.

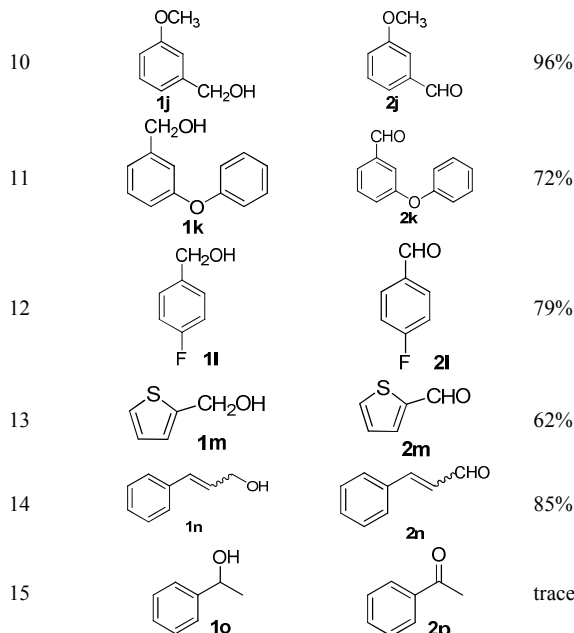
As shown in Table 2, the scope of substrates was investigated, and all the examined substrates provided the corresponding aldehydes in moderate to good yields. For substituted aromatic alcohols, the substrates containing electron-withdrawing groups

exhibited higher reactivity than the others. For example, a low yield of the oxidative product (49%) was obtained from (4-nitrophenyl)methanol (Table 2, entry 4). Thiophen-2-ylmethanol (**1m**) was a good substrate in this transformation, and afforded 5 corresponding aldehyde in 62% yield. In addition, 3-phenylprop-2-en-1-ol (**1n**) was also tolerated in this transformation, thus generating **2n** in 85% yield (Table 2, entry 14). Although primary alcohols showed high reactivity, unfortunately, secondary benzylic alcohols were poor substrates (Table 2, entry 15). The 10 cascade reactions could tolerate some functional groups such as methyl, nitro, ether, C-F bond, C-Cl bond and C-Br bond, which could be used for further transformations at the substituted positions.

**Table 2** CuFe<sub>2</sub>O<sub>4</sub>-catalyzed synthesis of aldehydes from alcohols <sup>a, b</sup>




Entry	1	2	Yield (%)
1	 <b>1a</b>	 <b>2a</b>	95%
2	 <b>1b</b>	 <b>2b</b>	79%
3	 <b>1c</b>	 <b>2c</b>	86%
4	 <b>1d</b>	 <b>2d</b>	49%
5	 <b>1e</b>	 <b>2e</b>	87%
6	 <b>1f</b>	 <b>2f</b>	84%
7	 <b>1g</b>	 <b>2g</b>	94%
8	 <b>1h</b>	 <b>2h</b>	80%
9	 <b>1i</b>	 <b>2i</b>	66%



<sup>a</sup> Reaction conditions: the substituted alcohols (**1a**; 2 mmol), CuFe<sub>2</sub>O<sub>4</sub> (0.2 mmol), TEMPO (0.125mmol), H<sub>2</sub>O(2 ml), 100 °C, 24 h, under O<sub>2</sub>. <sup>b</sup> Isolated yield.

We also studied the recyclability of the catalyst. For this, we investigated the  $\text{CuFe}_2\text{O}_4$ -catalyzed oxidation of phenylmethanol (**1a**) to benzaldehyde (**2a**) under the optimized conditions. After completion of the reaction, the reaction mixture was cooled to room temperature, and the catalyst was magnetically separated from the reaction mixture (Fig. 4), washed ethanol/acetone and dried at 100 °C for 2 h and then used directly for further catalytic reactions. The catalyst showed no significant loss of activity after six cycles as illustrated in Fig. 5. This illustrates a promising approach from sustainable and practical chemistry viewpoints. Then, we investigated the leaching of metal from the  $\text{CuFe}_2\text{O}_4$  nanoparticles. After completion of the reaction, the filtrate was tested by the AES (Atomic Emission Spectroscopy) technique, it was found that the leaching of Cu and Fe in three consecutive cycles was  $\leq 0.5$  ppm.



**Fig. 4** CuFe<sub>2</sub>O<sub>4</sub> after oxidation reaction dispersed (a); magnetic separation of the catalyst at ambient temperature with a Nd-Fe-B based magnet (b)



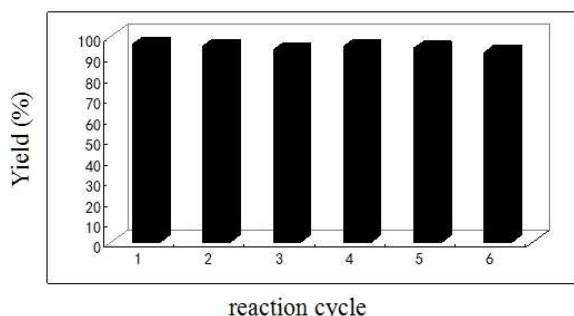
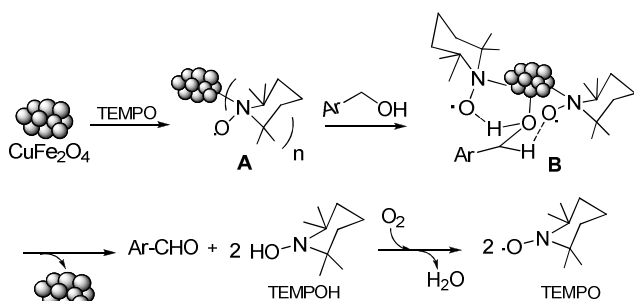


Fig. 5 Yields from recycled copper (II) ferrite catalyst

The control experiments reveal that TEMPO and  $\text{CuFe}_2\text{O}_4$  are indispensable parts of this efficacious catalytic system (entries 1 and 9-11, Table 1). Although the mechanism for the present oxidation pathway is not yet clear, according to the previous report a proposal mechanism would be herein presented (Scheme 1). First, TEMPO coordinate to the  $\text{CuFe}_2\text{O}_4$  nanoparticles to lead to complex **A**. Subsequently, Species **A** in combination with alcohols lead to the formation of the species **B** (In  $\text{CuFe}_2\text{O}_4$ , Cu is present as Cu(II) in the crystal lattice, So alcohols and TEMPO might be coordinate to Cu(II), which is consistent with the previous reports<sup>5b,19a</sup>), which was considered as the intermediate species in the present catalytic system. Intramolecular transfer of the  $\alpha$  and  $\beta$ -hydrogen would afford aldehydes,  $\text{CuFe}_2\text{O}_4$ , and TEMPOH. TEMPOH was oxidized by dioxygen to TEMPO and water.<sup>19b</sup> Further investigations on the more detailed mechanism are ongoing.



Scheme 1 Plausible mechanism

## Experimental Section

### General experimental procedures

All reagents and solvents were obtained from commercial suppliers and used without further purification. Flash chromatography was performed on silica gel (200 ~ 300 mesh).  $^1\text{H}$  and  $^{13}\text{C}$  NMR data were recorded at 400 and 100 MHz on a BRUKER 400 spectrometer. Chemical shifts ( $\delta$ ) are expressed in parts per million (ppm) coupling constants (J) are in Hz. Proton and carbon magnetic resonance spectra ( $^1\text{H}$  NMR and  $^{13}\text{C}$  NMR) were recorded using tetramethylsilane (TMS) in the solvent of  $\text{CDCl}_3$  as the internal standard ( $^1\text{H}$  NMR: TMS at 0.00 ppm,  $\text{CDCl}_3$  at 7.28 ppm;  $^{13}\text{C}$  NMR:  $\text{CDCl}_3$  at 77.0 ppm).

**General procedure for synthesis of aldehydes 2a-2n:** A 25 mL Schlenk tube was charged with a magnetic stirrer and  $\text{H}_2\text{O}$  (2.0 mL).  $\text{CuFe}_2\text{O}_4$  (0.2 mmol, 47.8 mg), TEMPO

(0.25 mmol, 39 mg), and aromatic alcohols (**2**) (2 mmol). The reaction was performed at 100 °C for 24 h under dioxygen atmosphere in the sealed tube. After being cooled to room temperature, the mixture was extracted with ethyl acetate ( $3 \times 10$  mL). The combined organic layer was concentrated, and the residue was purified by flash chromatography on silica gel (eluent: petroleum ether/ethyl acetate = 30:1 to 20:1) to afford the target product (**2a-2n**).

**Recycling of the catalyst:** After completion of the reaction, the magnetic nanoparticles were recovered by using a Nd-Fe-B based magnet and the organic solvents containing the products collected with a pipet. The recovered catalyst was washed with ethanol and then acetone, and was dried at 120 °C in an oven for 2 h to provide the recycling  $\text{CuFe}_2\text{O}_4$  about 46.2 mg.

**Benzaldehyde (2a).**<sup>20</sup> Eluent petroleum ether/ethyl acetate (30:1). Yield 95% (201 mg from 216 mg starting material).  $^1\text{H}$  NMR ( $\text{CDCl}_3$ , 400 MHz, ppm)  $\delta$  10.0 (s, 1H), 7.87 (d, 2H,  $J$  = 8.0 Hz), 7.66 (t, 1H,  $J$  = 8.0 Hz), 7.51 (d, 2H,  $J$  = 8.0 Hz).  $^{13}\text{C}$  NMR ( $\text{CDCl}_3$ , 200 MHz, ppm)  $\delta$  192.5, 136.4, 134.5, 129.7, 129.0.

**4-Chlorobenzaldehyde (2b).**<sup>20</sup> Eluent petroleum ether/ethyl acetate (20:1). Yield 79% (221 mg from 284 mg starting material).  $^1\text{H}$  NMR ( $\text{CDCl}_3$ , 400 MHz, ppm)  $\delta$  9.99 (s, 1H), 7.83 (d, 2H,  $J$  = 8.0 Hz), 7.52 (d, 2H,  $J$  = 8.0 Hz).  $^{13}\text{C}$  NMR ( $\text{CDCl}_3$ , 200 MHz, ppm)  $\delta$  190.8, 140.9, 134.7, 130.9, 129.5.

**4-Methoxybenzaldehyde (2c).**<sup>20</sup> Eluent petroleum ether/ethyl acetate (25:1). Yield 86% (234 mg from 276 mg starting material).  $^1\text{H}$  NMR ( $\text{CDCl}_3$ , 400 MHz, ppm)  $\delta$  9.89 (s, 1H), 7.84 (d, 2H,  $J$  = 8.0 Hz), 7.01 (d, 2H,  $J$  = 8.0 Hz), 2.89 (s, 3H).  $^{13}\text{C}$  NMR ( $\text{CDCl}_3$ , 200 MHz, ppm)  $\delta$  190.8, 164.6, 132.0, 130.0, 114.4, 55.6.

**4-nitrobenzaldehyde (2d).**<sup>20</sup> Eluent petroleum ether/ethyl acetate (30:1). Yield 49% (148 mg from 306 mg starting material).  $^1\text{H}$  NMR ( $\text{CDCl}_3$ , 400 MHz, ppm)  $\delta$  10.18 (s, 1H), 8.42 (d, 2H,  $J$  = 8.0 Hz), 8.10 (d, 2H,  $J$  = 8.0 Hz).  $^{13}\text{C}$  NMR ( $\text{CDCl}_3$ , 200 MHz, ppm)  $\delta$  190.3, 151.2, 140.1, 130.5, 124.3.

**4-Methylbenzaldehyde (2e).**<sup>20</sup> Eluent petroleum ether/ethyl acetate (30:1). Yield 87% (209 mg from 244 mg starting material).  $^1\text{H}$  NMR ( $\text{CDCl}_3$ , 400 MHz, ppm)  $\delta$  9.96 (s, 1H), 7.82 (d, 2H,  $J$  = 8.0 Hz), 7.43 (d, 2H,  $J$  = 8.0 Hz), 2.42 (s, 3H).  $^{13}\text{C}$  NMR ( $\text{CDCl}_3$ , 200 MHz, ppm)  $\delta$  193.1, 145.7, 134.5, 130.2, 127.7, 21.9.

**4-Bromobenzaldehyde (2f).**<sup>20</sup> Eluent petroleum ether/ethyl acetate (30:1). Yield 84% (309 mg from 372 mg starting material).  $^1\text{H}$  NMR ( $\text{CDCl}_3$ , 400 MHz, ppm)  $\delta$  9.97 (s, 1H), 7.54 (d, 2H,  $J$  = 8.0 Hz), 7.68 (d, 2H,  $J$  = 8.0 Hz).  $^{13}\text{C}$  NMR ( $\text{CDCl}_3$ , 200 MHz, ppm)  $\delta$  191.0, 135.1, 132.4, 131.0, 129.7.

**3,5-Dimethoxybenzaldehyde (2g).**<sup>17</sup> Eluent petroleum ether/ethyl acetate (20:1). Yield 94% (315 mg from 336 mg starting material).  $^1\text{H}$  NMR ( $\text{CDCl}_3$ , 400 MHz, ppm)  $\delta$  9.88 (s, 1H), 6.99 (s, 2H), 6.68 (s, 1H), 3.83 (s, 6H).  $^{13}\text{C}$  NMR ( $\text{CDCl}_3$ , 200 MHz, ppm)  $\delta$  191.8, 161.2, 138.4, 107.1, 107.0, 55.6.

**3-Bromobenzaldehyde (2h).**<sup>21</sup> Eluent petroleum ether/ethyl acetate (25:1). Yield 80% (293 mg from 370 mg starting material).  $^1\text{H}$  NMR ( $\text{CDCl}_3$ , 400 MHz, ppm)  $\delta$  9.99 (s, 1H), 8.04 (s, 1H), 7.84 (d, 1H,  $J$  = 8.0 Hz), 7.77 (d, 1H,  $J$  = 8.0 Hz), 7.45 (t, 1H,  $J$  = 8.0 Hz).  $^{13}\text{C}$  NMR ( $\text{CDCl}_3$ , 200 MHz, ppm)  $\delta$  190.7, 138.0, 137.3, 132.4, 130.6, 128.4, 123.4.

**4-(Trifluoromethyl)benzaldehyde (2i).** Eluent petroleum ether/ethyl acetate (30:1). Yield 66% (230 mg from 352 mg starting material).  $^1\text{H}$  NMR ( $\text{CDCl}_3$ , 400 MHz, ppm)  $\delta$  10.13 (s, 1H), 8.04 (d, 2H,  $J = 8.0$  Hz), 7.84 (d, 2H,  $J = 8.0$  Hz).  $^{13}\text{C}$  NMR ( $\text{CDCl}_3$ , 200 MHz, ppm)  $\delta$  191.1, 138.7, 135.8 (d,  $J = 26.1$  Hz), 131.1, 129.9, 126.1 (d,  $J = 4.1$  Hz).

**3-Methoxybenzaldehyde (2j).**<sup>20</sup> Eluent petroleum ether/ethyl acetate (20:1). Yield 96% (261 mg from 276 mg starting material).  $^1\text{H}$  NMR ( $\text{CDCl}_3$ , 400 MHz, ppm)  $\delta$  9.98 (s, 1H), 7.47-7.45 (m, 2H), 7.40 (s, 1H), 7.20-7.18 (m, 1H), 3.87 (s, 3H).  $^{13}\text{C}$  NMR ( $\text{CDCl}_3$ , 200 MHz, ppm)  $\delta$  192.1, 160.2, 137.9, 130.1, 123.5, 121.5, 112.2, 55.5.

**3-Phenoxybenzaldehyde (2k).** Eluent petroleum ether/ethyl acetate (20:1). Yield 72% (285 mg from 400 mg starting material).  $^1\text{H}$  NMR ( $\text{CDCl}_3$ , 400 MHz, ppm)  $\delta$  9.98 (s, 1H), 7.64-7.61 (m, 2H), 7.54-7.49 (m, 2H), 7.42-7.38 (m, 2H), 7.33-7.29 (m, 1H), 7.20 (t, 1H,  $J = 8.0$  Hz), 7.07 (t, 1H,  $J = 8.0$  Hz).  $^{13}\text{C}$  NMR ( $\text{CDCl}_3$ , 200 MHz, ppm)  $\delta$  191.6, 158.4, 156.2, 138.1, 130.5, 130.1, 124.7, 124.6, 124.2, 119.5, 118.2.

**4-Fluorobenzaldehyde (2l).** Eluent petroleum ether/ethyl acetate (30:1). Yield 79% (196 mg from 252 mg starting material).  $^1\text{H}$  NMR ( $\text{CDCl}_3$ , 400 MHz, ppm)  $\delta$  9.97 (s, 1H), 7.91 (d, 2H,  $J = 8.0$  Hz), 7.21 (d, 2H,  $J = 8.0$  Hz).  $^{13}\text{C}$  NMR ( $\text{CDCl}_3$ , 200 MHz, ppm)  $\delta$  167.5 (d,  $J = 10.1$  Hz), 132.9, 132.6 (d,  $J = 26.1$  Hz), 116.3 (d,  $J = 3.1$  Hz).

**Thiophene-2-carbaldehyde (2m).** Eluent petroleum ether/ethyl acetate (20:1). Yield 62% (139 mg from 228 mg starting material).  $^1\text{H}$  NMR ( $\text{CDCl}_3$ , 400 MHz, ppm)  $\delta$  10.01 (s, 1H), 7.87-7.83 (m, 2H), 7.29 (t, 1H,  $J = 4.0$  Hz).  $^{13}\text{C}$  NMR ( $\text{CDCl}_3$ , 200 MHz, ppm)  $\delta$  183.2, 144.2, 136.2, 135.5, 128.6.

**Cinnamaldehyde (2n).**<sup>17</sup> Eluent petroleum ether/ethyl acetate (30:1). Yield 85% (224 mg from 268 mg starting material).  $^1\text{H}$  NMR ( $\text{CDCl}_3$ , 400 MHz, ppm)  $\delta$  9.73 (s, 1H), 9.71 (s, 1H), 7.59-7.57 (m, 4H), 7.47-7.44 (m, 6H), 6.75 (d, 1H,  $J = 8.0$  Hz); 6.70 (d, 1H,  $J = 8.0$  Hz).  $^{13}\text{C}$  NMR ( $\text{CDCl}_3$ , 200 MHz, ppm)  $\delta$  193.7, 152.8, 134.0, 131.3, 129.1, 128.6, 128.5.

## Conclusions

In conclusion, We have developed a novel, green and practical magnetic copper ferrite nanoparticle-catalyzed method for aerobic oxidation of primary alcohol to aldehyds. The method is of the following advantages: (a) oxygen-stable and recyclable copper ferrite nanoparticle as the catalyst; (b) environmentally friendly water as the solvent; (c) without addition of any base, ligand or additive; (d) easy workup procedure; (e) outstanding tolerance of functional groups. All these results meet the requirements of green and sustainable chemistry, so the present method will attract much attention in academic and industrial fields. Further studies to catalyze other chemical reaction with copper(II) ferrite magnetic nanoparticles are ongoing.

## Acknowledgement

The authors gratefully acknowledge the financial support from the National Natural Science Foundation of China (Nos. 21302110, 21302109 and 21375075), the Taishan Scholar Foundation of Shandong Province, the Natural Science Foundation of Shandong Province (ZR2013BQ017), the Project

of Shandong Province Higher Educational Science and Technology Program (J13LD14), and the Scientific Research Foundation of Qufu Normal University (BSQD 2012021).

## Notes and references

1. R.A. Sheldon, I.W.C.E. Arends, A. Dijkstra, *Catalysis Today*, 2000, **57**, 157-166.
2. (a) M. Hudlicky, *Oxidation in Organic Chemistry*, ACS Monograph Series, American Chemical Society, Washington, DC, 1990; (b) J. March, *Advanced Organic Chemistry: Reactions, Mechanisms, and Structure*, 4th edn, John Wiley & Sons, New York, 1992.
3. For selected examples, see: (a) G. J. ten Brink, I. W. C. E. Arends, R. A. Sheldon, *Science*, 2000, **287**, 1636-1639; (b) M. S. Sigman, D. R. Jensen, *Acc. Chem. Res.*, 2006, **39**, 221-229; (c) C. Liu, S. Tang, A. Lei, *Chem. Commun.*, 2013, **49**, 1324-1326; (d) G. F. Zhang, Y. Wang, X. Wen, C. R. Ding, Y. Li, *Chem. Commun.*, 2012, **48**, 2979-2981.
4. For selected examples, see: (a) B. T. Guan, D. Xing, G. X. Cai, X. B. Wan, N. Yu, Z. Fang, L. P. Yang, Z. J. Shi, *J. Am. Chem. Soc.*, 2005, **127**, 18004-18005; (b) H. Miyamura, R. Matsubara, Y. Miyazaki and S. Kobayashi, *Angew. Chem., Int. Ed.*, 2007, **46**, 4151-4154; (c) B. Karimi, F. K. Esfahani, *Adv. Synth. Catal.*, 2012, **354**, 1319-1326.
5. For selected examples, see: (a) Z. Lu, T. Ladrak, O. Roubeau, J. van der Toorn, S. J. Teat, C. Massera, P. Gamez, J. Reedijk, *Dalton Trans.*, 2009, 3559-3570; (b) J. M. Hoover, B. L. Ryland, S. S. Stahl, *J. Am. Chem. Soc.*, 2013, **135**, 2357-2367; (c) J. Yu, J. Xu, M. Lu, *Appl. Organometal. Chem.*, 2013, **27**, 606-610; (d) P. Karthikeyan, S. A. Aswar, P. N. Muskawar, P. R. Bhagat, S. S. Kumar, *Catalysis Communications*, 2012, **26**, 189-193.
6. M. Kamitani, M. Ito, M. Itazaki, H. Nakazawa, *Chem. Commun.*, 2014, **50**, 7941-7944.
7. (a) Z. Rong, H. Pan, H. Yan, Y. Zhao, *Org. Lett.*, 2014, **16**, 208-211; (b) R. Liu, X. Liang, C. Dong, X. Q. Hu, *J. Am. Chem. Soc.*, 2004, **126**, 4112-4113; (c) L. Wang, J. Li, H. Yang, Y. Lv, S. Gao, *J. Org. Chem.*, 2012, **77**, 790-794.
8. M. Holan, U. Jahn, *Org. Lett.* 2014, **16**, 58-61
9. (a) R. B. Nasir Baig, R. S. Varma, *Chem. Commun.*, 2013, **49**, 752-770; (b) M. B. Gawande, P. S. Branco, R. S. Varma, *Chem. Soc. Rev.*, 2013, **42**, 3371-3393; (c) D. Wang, Didier Astruc, *Chem. Rev.*, 2014, **114**, 6949-6985 and references therein.
10. Y. Wang, X. Wang, M. Antonietti, *Angew. Chem. Int. Ed.*, 2012, **51**, 68-89.
11. For selected examples, see: (a) T. Mallat, A. Baiker, *Chem. Rev.*, 2004, **104**, 3037-3058; (b) R. A. Sheldon, I. W. C. E. Arends, G. J. Ten Brink, A. Dijkstra, *Acc. Chem. Res.*, 2002, **35**, 774-781; (c) K. Mori, T. Hara, T. Mizugaki, K. Ebitani, K. Kaneda, *J. Am. Chem. Soc.*, 2004, **126**, 10657-10666; (d) J. Chen, Q.H. Zhang, Y. Wang, H.L. Wan, *Adv. Synth. Catal.*, 2008, **350**, 453-464; (e) H. Wang, S. X. Deng, Z. R. Shen, J. G. Wang, D. T. Ding, T. H. Chen, *Green Chem.*, 2009, **11**, 1499-1502; (f) G. Wu, X. Wang, N. Guan, L. Li, *Appl. Catal. B: Environ.*, 2013, **136**, 177-185.
12. A. Dhakshinamoorthy, M. Alvaro, H. Garcia, *ACS Catal.*, 2011, **1**, 48-53.
13. (a) L. M. Rossi, N. J. S. Costa, F. P. Silva, R. Wojcieszak, *Green Chem.*, 2014, **16**, 2906-2933; (b) M. B. Gawande, S. N. Shelke, R. Zboril, R. S. Varma, *Acc. Chem. Res.*, 2014, **47**, 1338-1348; (c) M. B. Gawande, P. S. Branco, *Green Chem.*, 2011, **13**, 3355-3359; (d) M. B. Gawande, V. D. B. Bonifácio, R. Luque, P. S. Branco, R. S. Varma, *Chem. Soc. Rev.*, 2013, **42**, 5522-5551; (e) R. Hudson, Y. Feng, R. S. Varm, A. Moores, *Green Chem.*, 2014, **16**, 4493-4505.
14. For selected examples, see: (a) S. Yang, C. Wu, H. Zhou, Y. Yang, Y. Zhao, C. Wang, W. Yang, J. Xu, *Adv. Synth. Catal.*, 2013, **355**, 53-58; (b) A. Dandia, A. K. Jain, S. Sharma, *RSC Advances*, 2013, **3**, 2924-2934; (c) S. M. Baghbanian, M. Farhang, *RSC Adv.*, 2014, **4**, 11624-11633; (d) D. Kundu, N. Mukherjee, B. C. Ranu, *RSC Adv.*, 2013, **3**, 117-125. (e) Zhang, R.; Liu, J.; Wang, S.; Niu, J.; Xia, C.; Sun, W. *ChemCatChem*, 2011, **3**, 146-149; (f) R. Hudson, S. Ishikawa, C.-J. Li, A. Moores, *Synlett*, 2013, **24**, 1637-1642; (g) P. Ramarao, Naveen; B. Srinivasarao Arulananda, *Catal. Commun.*, 2012, **29**, 118-121; (h) Kundu, D.; Chatterjee, T.; Ranu, B. C. *Adv. Synth. Catal.* 2013, **355**,

- 2285-2296; (i) Kumar, A. S.; Reddy, M.; Knorn, A. M.; Reiser, O.; Sreedhar, B. *Eur. J. Org. Chem.* 2013, 4674-4680.
15. A. Chanda, V. V. Fokin, *Chem. Rev.* 2009, **109**, 725-748.
16. (a) D. Yang, B. An, W. Wei, M. Jiang, J. You, H. Wang, *Tetrahedron.*, 2014, **70**, 3630-3634; (b) D. Yang, X. Zhu, W. Wei, N. Sun, L. Yuan, M. Jiang, J. You, H. Wang, *RSC Adv.*, 2014, **4**, 17832-17839; (c) D. Yang, X. Zhu, W. Wei, M. Jiang, N. Zhang, D. Ren, J. You, H. Wang, *Synlett.*, 2014, **25**, 729-735.
17. B. H. Lipshutz, M. Hageman, J. C. Fennewald, R. Linstadt, E. Slack, K. Voigtritter. *Chem. Commun.*, 2014, **50**, 11378-11381.
18. H. Jiao, G. Jiao, J. Wang, *Synth. React. Inorg. M.*, 2013, **43**, 131-134.
19. (a) G. Zhang, X. Han, Y. Luan, Y. Wang, X. Wen, C. Ding. *Chem. Commun.*, 2013, **49**, 7908-7910; (b) A. Dijksman, I. W. C. E. Arends, R. A. Sheldon, *Org. Biometal. Chem.*, 2003, **1**, 3232-3236.
20. Z. Hu, F. M. Kerton, *Applied Catalysis A: General*, 2012, **413-414**, 332-339.
21. D. Liu, H. Zhou, X. Gu, X. Shen, Pixu Li, *Chin. J. Chem.*, 2014, **32**, 117-122.