

Accepted Manuscript

Ketone-catalyzed photochemical C(sp³)-H chlorination

Lei Han, Jibao Xia, Lin You, Chuo Chen

PII: S0040-4020(17)30474-X

DOI: [10.1016/j.tet.2017.05.008](https://doi.org/10.1016/j.tet.2017.05.008)


Reference: TET 28674

To appear in: *Tetrahedron*

Received Date: 31 January 2017

Revised Date: 19 April 2017

Accepted Date: 2 May 2017



Please cite this article as: Han L, Xia J, You L, Chen C, Ketone-catalyzed photochemical C(sp³)-H chlorination, *Tetrahedron* (2017), doi: 10.1016/j.tet.2017.05.008.

This is a PDF file of an unedited manuscript that has been accepted for publication. As a service to our customers we are providing this early version of the manuscript. The manuscript will undergo copyediting, typesetting, and review of the resulting proof before it is published in its final form. Please note that during the production process errors may be discovered which could affect the content, and all legal disclaimers that apply to the journal pertain.

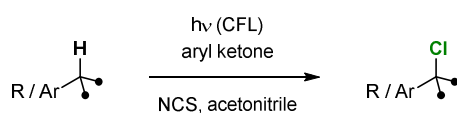
Graphical Abstract

Ketone-catalyzed photochemical C(sp³)-H chlorination

Lei Han, Jibao Xia, Lin You and Chuo Chen*

Department of Biochemistry, UT Southwestern Medical Center, 5323 Harry Hines Boulevard, Dallas, TX 75390-9038, USA

Leave this area blank for abstract info.





Ketone-catalyzed photochemical C(sp³)-H chlorination

Lei Han^a, Jibao Xia^a, Lin You^a and Chuo Chen^{a,*}

^aDepartment of Biochemistry, UT Southwestern Medical Center, 5323 Harry Hines Boulevard, Dallas, TX 75390-9038, USA

ARTICLE INFO

Article history:

Received

Received in revised form

Accepted

Available online

Keywords:

C-H functionalization

Chlorination

Arylketone

Photochemistry

Visible light

ABSTRACT

Photoexcited arylketones catalyze the direct chlorination of C(sp³)-H groups by *N*-chlorosuccinimide. Acetophenone is the most effective catalyst for functionalization of unactivated C-H groups while benzophenone provides better yields for benzylic C-H functionalization. Activation of both acetophenone and benzophenone can be achieved by irradiation with a household compact fluorescent lamp. This light-dependent reaction provides a better control of the reaction as compared to the traditional chlorination methods that proceed through a free radical chain propagation mechanism.

2009 Elsevier Ltd. All rights reserved.

1. Introduction

Halogenation is a common strategy to enhance the potency or alter the physical properties of small molecule drugs.¹⁻³ Naturally occurring halogenated molecules also often display medicinally useful activities.^{4,5} Catalysts that promote C-H halogenation are thus highly valuable. We report herein a catalytic, light-dependent method for C(sp³)-H chlorination (Fig. 1).

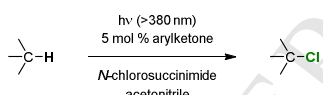


Figure 1. A catalytic, light-dependent method for C-H chlorination.

Whereas a variety of C-H fluorination methods⁶⁻¹⁸ have been reported, free radical chain reactions remain to be the most frequently used method for C-H chlorination. In contrast, biological C-H chlorination is catalyzed by α -ketoglutarate (α KG)-dependent non-heme iron (Fe_{NH}) halogenases.¹⁹⁻²² A good example is the sequential chlorination of the BarA-loaded L-leucine by BarB2 and BarB1 in the biosynthesis of barbamide (**1**) (Fig. 2).^{23,24} Mechanistically, this halogenase-catalyzed C-H chlorination reaction is similar to C-H hydroxylation reactions catalyzed by the corresponding oxygenases.²⁵⁻²⁷

The reaction of **2** has inspired Que and co-workers to develop biomimetic chlorinating complexes.²⁸ They showed that [Fe(TPA)Cl₂](ClO₄) (**8**) promotes C(sp³)-H chlorination upon activation with *tert*-butyl hydroperoxide (Fig. 3) (TPA = tri-(2-pyridylmethyl)amine). However, mechanistic studies indicated

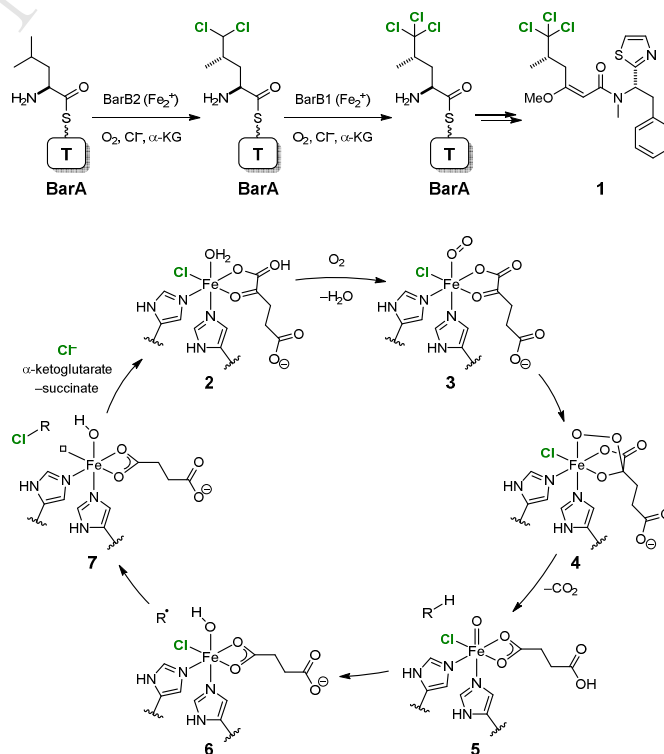


Figure 2. C-H chlorination in the biosynthesis of barbamide (**1**) and the mechanism of C-H chlorination catalyzed by Fe_{NH}- α KG halogenase.

* Corresponding author. Tel.: +1-214-648-5048; fax: +1-214-648-0320; e-mail: Chuo.Chen@UTSouthwestern.edu

that the Fenton-type free radical chain reaction is also operative and there is little or no turnover of the catalyst.^{29,30} Later, Groves and co-workers found that Mn(TMP)Cl (**9**) catalyzes C(sp³)-H chlorination by bleach in the presence of a catalytic amount of tetra-*n*-butylammonium chloride (TMP = tetramesitylporphyrin).^{31,32} However, heme mimetics could also promote aromatic C(sp²)-H oxidation leading to low selectivity for aromatic substrates. For example, Fuji and co-workers found that Fe(TPPF)(NO₃) (**10**) catalyzed chlorination of electron-rich arenes by ozone and tetra-*n*-butylammonium chloride upon activation by a catalytic amount of trifluoroacetic acid (TPFP = tetrakis(pentafluorophenyl)porphyrin).³³

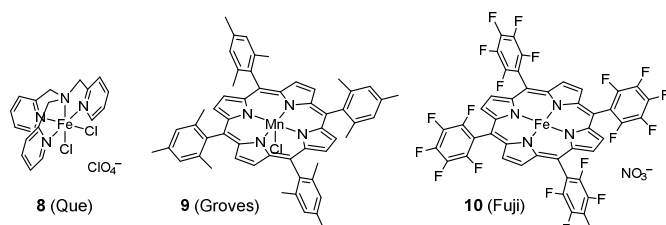


Figure 3. Examples of reported C-H chlorination complexes.

A variety of directing groups have been developed to better control the regioselectivity of C-H chlorination. For example, Sanford and co-workers showed that a pyridine group can direct and facilitate catalytic halogenation of benzylic C(sp³)-H groups by palladium.^{34,35} Yu and co-workers also demonstrated that an oxazoline group facilitates palladium-catalyzed C(sp³)-H halogenation,^{36,37} and 2-nitrobenzenesulfonamide is an excellent directing group for copper-catalyzed C(sp³)-H bromination.³⁸ Additional directing groups for palladium-catalyzed C(sp³)-H halogenation include 2-pyridylsulfoximine,³⁹ amide,⁴⁰ and 8-aminoquinoline.⁴¹ However, C(sp³)-H halogenation without over-oxidation is still challenging. Notably, C(sp²)-H chlorination can be achieved more easily by using, for example, chlorobis(methoxycarbonyl)guanidine (CBMG)⁴² developed by Baran and co-workers as chlorinated arenes are less electron-rich and thus less reactive than their precursors toward aromatic substitution.

Baran and co-workers have demonstrated that site-selective halogenation can be realized by trifluoroethyl *N*-halocarbamate-mediated Hofmann-Löffler-Freytag reaction.⁴³ Unlike the *N*-chloroamine-mediated method, the *N*-cyclization product is not formed with the carbamate group. Ball and co-workers also showed that a peroxide group can be used as an internal oxidant to achieve copper-catalyzed regioselective C(sp³)-H chlorination without over-oxidation.⁴⁴ Intermolecular oxidative radical halogenation has also been achieved by Alexanian, Vanderwal, and co-workers by *N*-haloamides.^{45,46} They showed that *N*-chloro-*N*-(*tert*-butyl)-3,5-bis(trifluoromethyl)benzamide chlorinates sclareolide selectively and effectively. Addition of cesium carbonate helped suppress dichlorination. Thus, a large excess of substrates is not needed to prevent over-oxidation. However, one potential safety concern for performing large-scale free radical chain reactions is that the chain propagation process may lead to a runaway reaction. To date, the most practical method for introducing a chlorine atom onto an aliphic chain is arguably the silver-catalyzed decarboxylative chlorination reaction developed by Li and co-workers, although pre-installation of a carboxylic acid group is required.⁴⁷

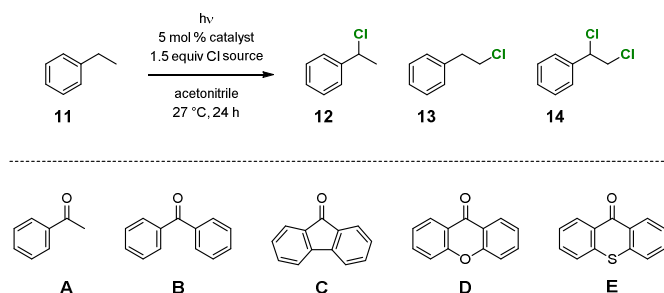
Walling discovered serendipitously in 1965 that photoreduction of triplet benzophenone by cyclohexane in the presence of internal standard Freon 112 (CFCl₂CFCl₂) led to the formation of cyclohexyl chloride.⁴⁸ He subsequently found that carbon tetrachloride is a better chlorine atom donor. UV-

irradiation of a mixture of cyclohexane and benzophenone in carbon tetrachloride gave cyclohexyl chloride and benzpinacol in good yields. However, there is no report of the development of a catalytic system for this C-H chlorination reaction. We have demonstrated that triplet arylketones are functionally similar to the metal-oxo species of **5** and can catalyze C(sp³)-H fluorination.^{6,7} We now show that catalytic C(sp³)-H chlorination can also be achieved through this photochemical reaction.

2. Results and discussion

Our work started with optimization of the catalyst system for benzylic chlorination using ethylbenzene (**11**) as the standard substrate (Table 1). Because benzophenone ketyl radical is rather stable and susceptible to deactivation by dimerization, we first tested if acetophenone could offer a better catalyst turnover number. However, irradiation of **11** with UV light in carbon tetrachloride in the presence of 5 mol % of acetophenone gave only 12% yield of benzylic chloride **12** along with 7% of the homobenzylic chloride **13** (entry 1). Whereas there was nearly no reaction when irradiated with violet light for 24 h (entry 2), switching the chlorine atom donor to *N*-chlorosuccinimide (NCS) led to a quick reaction and **11** was consumed completely to give **12** together with **13** and the dichlorination product **14** (entry 3). The reaction proceeded well but slower when a household compact fluorescence lamp (CFL) was used as the light source (entry 4). Nonetheless, acetophenone, benzophenone, 9-fluorenone, xanthone, and thioxanthone can all catalyze C-H chlorination by NCS upon activation by CFL-irradiation (entries 4-8). Among these arylketones, benzophenone and 9-fluorenone provide the best reaction rates and selectivity (entries 5 and 6). We have also examined the effectiveness of a series of other chlorinating reagents, but did not observe improvement in reactivity or selectivity by using *N*-chlorophthalimide, trichloroisocyanuric acid, 1,3-dichloro-5,5-dimethylhydantoin, chloramine T, dichloramine T, and CBMG.

Table 1. Effects of the catalyst, chlorine donor, and light source on the benzylic chlorination of **11**



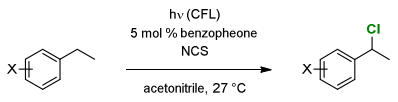
Entry	Catalyst	Cl source	Light source	11	12	13	14
1	A	CCl ₄ ^a	350 nm ^b	81%	12%	7%	–
2	A	CCl ₄ ^a	419 nm ^c	>95%	–	–	–
3	A	NCS	419 nm ^c	0%	68%	12%	20%
4	A	NCS	CFL ^d	15%	70%	13%	2%
5	B	NCS	CFL ^d	0%	74%	7%	19%
6	C	NCS	CFL ^d	0%	72%	7%	21%
7	D	NCS	CFL ^d	6%	70%	15%	8%
8	E	NCS	CFL ^d	21%	67%	10%	2%

^a No acetonitrile, carbon tetrachloride is used as the solvent. ^b 16× RPR-3500Å lamps (24 W, 300–420 nm). ^c 16× RPR-4190Å lamps (24 W, 375–465 nm). ^d 1× compact fluorescence lamp (19 W).

We next used benzophenone as the standard catalyst to explore the scope of this reaction (Table 2). Introduction of an electron-withdrawing group to the benzene ring at the *ortho*, *meta*, or *para* position did not affect the reaction significantly

(entries 1–6). However, chlorination of ethylbenzene derivatives with an electron-donating group led to benzylic chlorides that are not stable under the reaction conditions. Primary and tertiary benzylic C–H groups could also be chlorinated smoothly (entries 7 and 8). Remarkably, an ester group at the β -position can be tolerated (entry 9). Chloride **30** did not undergo elimination under the reaction conditions.

Table 2. Scope of the benzophenone-catalyzed photochemical benzylic C–H chlorination



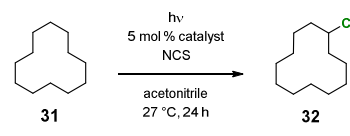
Entry	Substrate	Time	Product (Isolated yield)	β -Cl ^b	1,2-Cl ₂ ^b
1		24 h		7%	19%
2		24 h		17%	19%
3 ^a		9 h		23%	ND
4		24 h		12%	4%
5		9 h		27%	ND
6		24 h		24%	ND
7 ^a		5 h		–	–
8 ^a		48 h		3% ^c	ND
9		48 h		ND	ND

^a Using 1.2 equiv NCS. ^b Determined by ¹H NMR and ND denotes not detected. ^c Together with 9% γ -chlorination product.

For non-benzylic chlorination, cyclododecane (**31**) was used as the standard substrate for catalyst screen (Table 3). Acetophenone, benzophenone, 9-fluorenone, xanthone, and thioxanthone all catalyzed the reaction well, giving good yields of cyclododecyl chloride (**32**) (entries 1–5). It is noteworthy that, unlike most innate C(sp³)-H chlorination reactions, this

photochemical reaction does not require the use of a large excess of the substrate to suppress over-chlorination. Acetophenone, for example, catalyzed monochlorination of **31** in good yields even when a 1:1 or 1:1.2 ratio of substrate to oxidant was used (entries 6 and 7).

Table 3. Effects of the catalyst on the chlorination of **31**

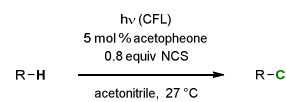


Entry	Catalyst	Cl equiv	NMR yield
1	A	0.8	98% ^a
2	B	0.8	93% ^a
3	C	0.8	97% ^a
4	D	0.8	91% ^a
5	E	0.8	77% ^a
6	A	1.0	85% ^b
7	A	1.2	82% ^b

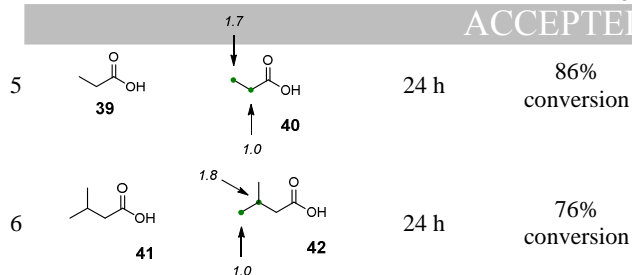
^a Calculated based on NCS. ^b Calculated based on **31**.

The utility of this photochemical reaction has also been briefly investigated (Table 4). Whereas only a slight excess of the substrate is needed to achieve monochlorination of simple hydrocarbons (entries 1 and 2), dichlorination of the *tert*-butyl group occurred even at low conversion, eroding the yields for monochlorination products (entries 3 and 4). Additionally, chlorination of propionic acid (**39**) and isovaleric acid (**40**) occurred at various positions (entries 5 and 6), and chlorination of sclareolide and cholesterol resulted in complex mixtures of products. The α -chlorination of **39** by NCS likely proceeded through an uncatalyzed, non-radical pathway. However, there was no significant amount of electrophilic chlorination product in the reaction of **40** with NCS possibly due to increased steric hindrance around the α -position.

Table 4. Scope of the benzophenone-catalyzed photochemical aliphatic C–H chlorination



Entry	Substrate	Product	Time	Isolated yield ^a or conversion
1			24 h	95%
2			24 h	95%
3			9 h	70%
4			9 h	82%



^a Calculated based on NCS. ^b Product distribution determined by ¹H NMR.

The lower selectivity of triplet ketone-catalyzed C(sp³)-H chlorination comparing to the corresponding fluorination reaction suggests that the rate limiting step for chlorination is C-H abstraction. We suspect that the transfer of a chlorine atom from NCS to the alkyl radical resulted from C-H abstraction is a facile process, leading to kinetic C-H functionalization. In contrast, the transfer of a fluorine atom from Selectfluor to the alkyl radical⁴⁹ is likely slower than C-H abstraction. Thermodynamic products were thus formed due to reversible C-H abstraction. Supportive to this hypothesis is the observation that dichlorination of ethylbenzene (**11**) gave (1,2-dichloroethyl)benzene (**14**) (Table 1) whereas difluorination of **11** provided (1,1-difluoroethyl)benzene.⁶ Based on the C-H bond strength, 1,1-dihalogenation should be favored in both cases. The C-H bond dissociation energies for H-CH₃, H-CH₂F, and H-CH₂Cl, are 104.9, 101.3, and 100.1 kcal/mol, respectively.⁵⁰ Finally, we have confirmed that benzophenone-catalyzed chlorination of **11** is not a free radical chain reaction (Fig. 4). The reaction stopped immediately after the light was turned off.

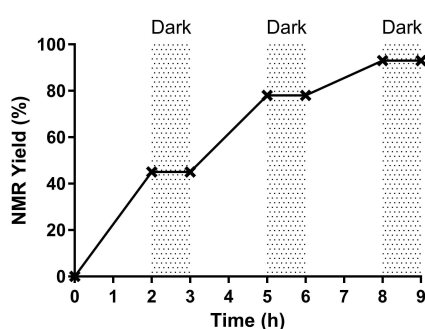


Figure 4. Benzophenone-catalyzed chlorination of **11** by NCS is a light-dependent process.

3. Conclusion

Triplet arylketones effectively catalyze kinetic C(sp³)-H chlorination by NCS. For simple substrates, good yields can be obtained without using a large excess of the substrates. Additionally, there is no competing aromatic chlorination. Unlike free radical chain reactions, this light-dependent reaction allows for control of degree of chlorination by irradiation time. However, the regioselectivity of this reaction is low, in particular for more complex substrates, limiting its utility to functionalization of simple organic compounds.

4. Experimental

General procedure for triplet ketone-catalyzed C(sp³)-H chlorination. To a 4 mL clear vial charged with the reaction substrate, *N*-chlorosuccinimide, ketone catalyst in anhydrous acetonitrile (0.2 M) was degassed and irradiated with a 19 W compact fluorescent lamp at room temperature for 24 h. The solvent was then removed and the residue was dissolved in

diethyl ether, filtrated, concentrated and purified by preparative thin-layer chromatography.

(*1-Chloroethyl*)benzene (**12**). ¹H NMR (400 MHz, CDCl₃) δ 7.45 (d, *J* = 8.1 Hz, 2H), 7.41–7.30 (m, 3H), 5.12 (q, *J* = 6.8 Hz, 1H), 1.88 (d, *J* = 6.8 Hz, 3H); ¹³C NMR (100 MHz, CDCl₃) δ 128.8, 128.6, 128.3, 126.5, 58.8, 26.5; MS (EI) calcd for C₈H₉Cl [M⁺] 140.0, found 140.1.

1-Chloro-4-(1-chloroethyl)benzene (**16**). ¹H NMR (400 MHz, CDCl₃) δ 7.36 (d, *J* = 8.8 Hz, 2H), 7.32 (d, *J* = 8.8 Hz, 2H), 5.06 (q, *J* = 6.8 Hz, 1H), 1.83 (d, *J* = 6.8 Hz, 3H); ¹³C NMR (100 MHz, CDCl₃) δ 141.5, 134.1, 128.9, 128.1, 57.9, 26.6; MS (EI) calcd for C₈H₈Cl₂ [M⁺] 174.0, found 174.0.

1-Chloro-3-(1-chloroethyl)benzene (**18**). ¹H NMR (400 MHz, CDCl₃) δ 7.43–7.40 (m, 1H), 7.32–7.26 (m, 3H), 5.03 (q, *J* = 6.8 Hz, 1H), 1.83 (d, *J* = 6.8 Hz, 3H); ¹³C NMR (100 MHz, CDCl₃) δ 144.9, 134.6, 130.1, 128.5, 126.9, 124.9, 57.8, 26.6; MS (EI) calcd for C₈H₈Cl₂ [M⁺] 174.0, found 174.0.

1-Chloro-2-(1-chloroethyl)benzene (**20**). ¹H NMR (400 MHz, CDCl₃) δ 7.53–7.07 (m, 4H), 5.59 (q, *J* = 6.8 Hz, 1H), 1.84 (d, *J* = 6.8 Hz, 3H); ¹³C NMR (100 MHz, CDCl₃) δ 140.1, 132.5, 129.7, 129.4, 128.0, 127.5, 54.6, 25.8; MS (EI) calcd for C₈H₈Cl₂ [M⁺] 174.0, found 174.0.

4-(1-Chloroethyl)benzonitrile (**22**). ¹H NMR (400 MHz, CDCl₃) δ 7.65 (d, *J* = 8.2 Hz, 2H), 7.53 (d, *J* = 8.2 Hz, 2H), 5.08 (q, *J* = 6.8 Hz, 1H), 1.83 (d, *J* = 6.8 Hz, 3H); ¹³C NMR (100 MHz, CDCl₃) δ 147.9, 132.6, 127.5, 118.6, 112.2, 57.3, 26.4; MS (EI) calcd for C₉H₈ClN [M⁺] 165.0, found 165.0.

Methyl 4-(1-chloroethyl)benzoate (**24**). ¹H NMR (400 MHz, CDCl₃) δ 8.03 (d, *J* = 8.2 Hz, 2H), 7.49 (d, *J* = 8.2 Hz, 2H), 5.10 (q, *J* = 6.8 Hz, 1H), 3.92 (s, 3H), 1.85 (d, *J* = 6.8 Hz, 3H); ¹³C NMR (100 MHz, CDCl₃) δ 166.7, 147.7, 130.1, 130.1, 126.7, 57.9, 52.4, 26.6; MS (EI) calcd for C₉H₁₁ClO₂ [M⁺] 198.0, found 198.1.

4-(Chloromethyl)-1,1'-biphenyl (**26**). ¹H NMR (400 MHz, CDCl₃) δ 7.62–7.57 (m, 4H), 7.50–7.41 (m, 4H), 7.42–7.34 (m, 1H), 4.65 (s, 2H); ¹³C NMR (100 MHz, CDCl₃) δ 141.5, 140.6, 136.6, 129.2, 129.0, 127.7, 127.6, 127.3, 46.2; MS (EI) calcd for C₁₃H₁₁Cl [M⁺] 202.1, found 202.1.

(*1-Azido-1-chloropropyl*)benzene (**28**). ¹H NMR (500 MHz, CDCl₃) δ 7.44–7.27 (m, 5H), 1.95–1.74 (m, 2H), 0.93 (t, *J* = 7.3 Hz, 3H); ¹³C NMR (100 MHz, CDCl₃) δ 133.6, 131.2, 128.1, 128.1, 126.9, 67.9, 34.3, 10.8; MS (EI) calcd for C₉H₁₀ClN₃ [M⁺] 195.1, found 195.0.

Methyl 3-chloro-3-(4-chlorophenyl)propanoate (**30**). ¹H NMR (400 MHz, CDCl₃) δ 7.42–7.27 (m, 4H), 5.31 (m, 1H), 3.70 (s), 3.09 (m, 2H); ¹³C NMR (100 MHz, CDCl₃) δ 169.9, 138.9, 134.7, 129.2, 128.5, 57.2, 52.3, 44.7; MS (EI) calcd for C₁₀H₁₀ClO₂ [M⁺] 232.0, found 232.0.

Chlorocyclododecane (**32**). ¹H NMR (400 MHz, CDCl₃) δ 4.21–4.03 (m, 1H), 2.01–1.84 (m, 2H), 1.83–1.64 (m, 2H), 1.63–1.46 (m, 2H), 1.44–1.18 (m, 16H); ¹³C NMR (100 MHz, CDCl₃) δ 60.4, 34.0, 23.9, 23.8, 23.5, 23.5, 22.0; MS (EI) calcd for C₁₂H₂₃Cl [M⁺] 202.1, found 202.1.

Chlorocyclodecane (**34**). ¹H NMR (400 MHz, CDCl₃) δ 4.47–4.13 (m, 1H), 2.13–2.02 (m, 2H), 2.01–1.90 (m, 2H), 1.75–1.64 (m, 2H), 1.63–1.37 (m, 12H); ¹³C NMR (100 MHz, CDCl₃) δ 62.2, 34.3, 25.3, 24.9, 24.3, 23.0; MS (EI) calcd for C₁₀H₁₉Cl [M⁺] 174.1, found 174.1.

(1-Chloro-2-methylpropan-2-yl)benzene (**36**). ^1H NMR (400 MHz, CDCl_3) δ 7.46–7.27 (m, 5H), 3.66 (s, 2H), 1.44 (s, 6H); ^{13}C NMR (100 MHz, CDCl_3) δ 146.1, 128.5, 126.6, 126.0, 56.5, 39.9, 26.6; MS (EI) calcd for $\text{C}_{10}\text{H}_{13}\text{Cl}$ [M^+] 168.1, found 168.2.

4-(1-Chloro-2-methylpropan-2-yl)benzonitrile (**38**). ^1H NMR (400 MHz, CDCl_3) δ 7.64 (d, $J = 8.4$ Hz, 2H), 7.47 (d, $J = 8.4$ Hz, 2H), 3.65 (s, 2H), 1.45 (s, 6H); ^{13}C NMR (100 MHz, CDCl_3) δ 151.5, 132.2, 127.0, 118.9, 110.5, 55.4, 40.5, 26.6.; MS (EI) calcd for $\text{C}_{11}\text{H}_{12}\text{ClN}$ [M^+] 193.1, found 193.1.

5. Acknowledgements

We thank NIH/NIGMS (R01-GM079554), the Welch Foundation (I-1868), and UT Southwestern for financial support.

6. References and notes

- Hernandes, M. Z.; Cavalcanti, S. M. T.; Moreira, D. R. M.; de Azevedo, W. F., Jr.; Leite, A. C. L. *Curr. Drug Targets* **2010**, *11*, 303–314.
- Lu, Y.; Liu, Y.; Xu, Z.; Li, H.; Liu, H.; Zhu, W. *Expert Opin. Drug Discov.* **2012**, *7*, 375–383.
- Gerebtzoff, G.; Li-Blatter, X.; Fischer, H.; Frentzel, A.; Seelig, A. *ChemBioChem* **2004**, *5*, 676–684.
- Gribble, G. W. *Mar. Drugs* **2015**, *13*, 4044–4136.
- Chung, W.-j.; Vanderwal, C. D. *Angew. Chem. Int. Ed.* **2016**, *55*, 4396–4434.
- Xia, J.-B.; Zhu, C.; Chen, C. *J. Am. Chem. Soc.* **2013**, *135*, 17494–17500.
- Xia, J.-B.; Zhu, C.; Chen, C. *Chem. Commun.* **2014**, *50*, 11701–11704.
- Xia, J.-B.; Ma, Y.; Chen, C. *Org. Chem. Front.* **2014**, *1*, 468–472.
- Hull, K. L.; Anani, W. Q.; Sanford, M. S. *J. Am. Chem. Soc.* **2006**, *128*, 7134–7135.
- Wang, X.; Mei, T.-S.; Yu, J.-Q. *J. Am. Chem. Soc.* **2009**, *131*, 7520–7521.
- Liu, W.; Huang, X.; Cheng, M.-J.; Nielsen, R. J.; Goddard, W. A., III; Groves, J. T. *Science* **2012**, *337*, 1322–1325.
- Bloom, S.; Pitts, C. R.; Miller, D. C.; Haselton, N.; Holl, M. G.; Urheim, E.; Lectka, T. *Angew. Chem. Int. Ed.* **2012**, *51*, 10580–10583.
- Amaoka, Y.; Nagatomo, M.; Inoue, M. *Org. Lett.* **2013**, *15*, 2160–2163.
- Braun, M.-G.; Doyle, A. G. *J. Am. Chem. Soc.* **2013**, *135*, 12990–12993.
- Fier, P. S.; Hartwig, J. F. *Science* **2013**, *342*, 956–960.
- Xu, P.; Guo, S.; Wang, L.; Tang, P. *Angew. Chem. Int. Ed.* **2014**, *Early View*, DOI: 10.1002/anie.201400225.
- Halperin, S. D.; Fan, H.; Chang, S.; Martin, R. E.; Britton, R. *Angew. Chem. Int. Ed.* **2014**, *53*, 4690–4693.
- Kee, C. W.; Chin, K. F.; Wong, M. W.; Tan, C.-H. *Chem. Commun.* **2014**, *50*, 8211–8214.
- Vaillancourt, F. H.; Yeh, E.; Vosburg, D. A.; Garneau-Tsodikova, S.; Walsh, C. T. *Chem. Rev.* **2006**, *106*, 3364–3378.
- Neumann, C. S.; Fujimori, D. G.; Walsh, C. T. *Chem. Biol.* **2008**, *15*, 99–109.
- Butler, A.; Sandy, M. *Nature* **2009**, *460*, 848–854.
- Agarwal, V.; Miles, Z. D.; Winter, J. M.; Eustáquio, A. S.; El Gamal, A. A.; Moore, B. S. *Chem. Rev.* **2017**, DOI: 10.1021/acs.chemrev.6b00571.
- Chang, Z.; Flatt, P.; Gerwick, W. H.; Nguyen, V.-A.; Willis, C. L.; Sherman, D. H. *Gene* **2002**, *296*, 235–247.
- Galonić, D. P.; Vaillancourt, F. H.; Walsh, C. T. *J. Am. Chem. Soc.* **2006**, *128*, 3900–3901.
- Hausinger, R. P. *Crit. Rev. Biochem. Mol. Biol.* **2004**, *39*, 21–68.
- Krebs, C.; Fujimori, D. G.; Walsh, C. T.; Bollinger, J. M., Jr. *Acc. Chem. Res.* **2007**, *40*, 484–492.
- Bruijninx, P. C. A.; van Koten, G.; Gebbink, R. J. M. K. *Chem. Soc. Rev.* **2008**, *37*, 2716–2744.
- Leising, R. A.; Zang, Y.; Que, L., Jr. *J. Am. Chem. Soc.* **1991**, *113*, 8555–8557.
- Kim, J.; Harrison, R. G.; Kim, C.; Que, L., Jr. *J. Am. Chem. Soc.* **1996**, *118*, 4373–4379.
- MacFaul, P. A.; Ingold, K. U.; Wayner, D. D. M.; Que, L., Jr. *J. Am. Chem. Soc.* **1997**, *119*, 10594–10598.
- Liu, W.; Groves, J. T. *J. Am. Chem. Soc.* **2010**, *132*, 12847–12849.
- Lv, X.-L.; Wang, K.; Wang, B.; Su, J.; Zou, X.; Xie, Y.; Li, J.-R.; Zhou, H.-C. *J. Am. Chem. Soc.* **2017**, *139*, 211–217.
- Cong, Z.; Kurahashi, T.; Fujii, H. *J. Am. Chem. Soc.* **2012**, *134*, 4469–4472.
- Dick, A. R.; Hull, K. L.; Sanford, M. S. *J. Am. Chem. Soc.* **2004**, *126*, 2300–2301.
- Kalyani, D.; Dick, A. R.; Anani, W. Q.; Sanford, M. S. *Tetrahedron* **2006**, *62*, 11483–11498.
- Giri, R.; Chen, X.; Yu, J.-Q. *Angew. Chem. Int. Ed.* **2005**, *44*, 2112–2115.
- Wasa, M.; Yu, J.-Q. *J. Am. Chem. Soc.* **2008**, *130*, 14058–14059.
- Liu, T.; Myers, M. C.; Yu, J.-Q. *Angew. Chem. Int. Ed.* **2017**, *56*, 306–309.
- Rit, R. K.; Yadav, M. R.; Ghosh, K.; Shankar, M.; Sahoo, A. K. *Org. Lett.* **2014**, *16*, 5258–5261.
- Li, B.; Wang, S.-Q.; Liu, B.; Shi, B.-F. *Org. Lett.* **2015**, *17*, 1200–1203.
- Xiong, H.-Y.; Cahard, D.; Pannecoucke, X.; Besset, T. *Eur. J. Org. Chem.* **2016**, 3625–3630.
- Rodriguez, R. A.; Pan, C.-M.; Yabe, Y.; Kawamata, Y.; Eastgate, M. D.; Baran, P. S. *J. Am. Chem. Soc.* **2014**, *136*, 6908–6911.
- Chen, K.; Richter, J. M.; Baran, P. S. *J. Am. Chem. Soc.* **2008**, *130*, 7247–7249.
- Kundu, R.; Ball, Z. T. *Org. Lett.* **2010**, *12*, 2460–2463.
- Schmidt, V. A.; Quinn, R. K.; Brusoe, A. T.; Alexanian, E. J. *J. Am. Chem. Soc.* **2014**, *136*, 14389–14392.
- Quinn, R. K.; Konst, Z. A.; Michalak, S. E.; Schmidt, Y.; Szklarski, A. R.; Flores, A. R.; Nam, S.; Horne, D. A.; Vanderwal, C. D.; Alexanian, E. J. *J. Am. Chem. Soc.* **2016**, *138*, 696–702.
- Wang, Z.; Zhu, L.; Yin, F.; Su, Z.; Li, Z.; Li, C. *J. Am. Chem. Soc.* **2012**, *134*, 4258–4263.
- Walling, C.; Gibian, M. J. *J. Am. Chem. Soc.* **1965**, *87*, 3361–3364.
- Rueda-Becerril, M.; Sazepin, C. C.; Leung, J. C. T.; Okbinoglu, T.; Kennepohl, P.; Paquin, J.-F.; Sammis, G. M. *J. Am. Chem. Soc.* **2012**, *134*, 4026–4029.
- Further introduction of chlorine atoms decreases the bond dissociation energy of the adjacent C–H, whereas further introduction of fluorine atoms increases the bond dissociation energy of the adjacent C–H. The C–H bond dissociation energy for chlorinated methanes is 100.1, 96.2, and 93.8 kcal/mol for H–CH₂Cl, H–CHCl₂, H–CCl₃, respectively, and the C–H bond dissociation energy for fluorinated methanes is 101.3, 103.2, 107.4 kcal/mol for H–CH₂F, H–CHF₂, H–CF₃, respectively (CRC Handbook of Chemistry and Physics).