



Advanced Synthesis & Catalysis

Accepted Article

Title: Tuning Reactivity in Pd-catalysed C(sp³)-H Arylations via Directing Group Modifications and Solvent Selection

Authors: Charlotte Coomber, Michael Porter, Abil Aliev, Peter Smith, and Tom Sheppard

This manuscript has been accepted after peer review and appears as an Accepted Article online prior to editing, proofing, and formal publication of the final Version of Record (VoR). This work is currently citable by using the Digital Object Identifier (DOI) given below. The VoR will be published online in Early View as soon as possible and may be different to this Accepted Article as a result of editing. Readers should obtain the VoR from the journal website shown below when it is published to ensure accuracy of information. The authors are responsible for the content of this Accepted Article.

To be cited as: *Adv. Synth. Catal.* 10.1002/adsc.202000726

Link to VoR: <https://doi.org/10.1002/adsc.202000726>

DOI: 10.1002/adsc.202((will be filled in by the editorial staff))

Tuning Reactivity in Pd-catalysed C(sp³)-H Arylations via Directing Group Modifications and Solvent Selection

Charlotte E. Coomber^a, Michael J. Porter^a, Abil E. Aliev^a, Peter D. Smith^b and Tom D. Sheppard^{a*}

^a Department of Chemistry, Christopher Ingold Laboratories, University College London, 20 Gordon Street, London WC1H 0AJ, U.K. tom.sheppard@ucl.ac.uk

^b Early Chemical Development, Pharmaceutical Sciences, R&D, AstraZeneca, Macclesfield, U.K.

Received: ((will be filled in by the editorial staff))



Supporting information for this article is available on the WWW under <http://dx.doi.org/10.1002/adsc.201#####>. ((Please delete if not appropriate))

Abstract. The palladium-catalysed sp³ C-H arylation of a selection of saturated amine scaffolds was investigated using substituted picolinamide directing groups. On the bornylamine scaffold, highly selective monoarylation takes place using unsubstituted picolinamide or 3-methylpicolinamide, whereas a double C-H arylation occurs with other substituents present, becoming a significant product with 3-trifluoromethylpicolinamide. DFT calculations were used to help rationalise the effect of directing groups on the C-H palladation steps which were found experimentally to be irreversible.

The substituted picolinamide directing groups were also examined on acyclic amine scaffolds and in many cases increased yields and selectivity could be obtained using methylpicolinamides. For a selection of other amine scaffolds, the yield of C-H arylation could be improved significantly using 3-methylpicolinamide as the directing group and/or 3-methylpentan-3-ol as the solvent

Keywords: Palladium, C-H Activation, Density Functional Calculations, Regioselectivity, Arylation

Introduction

Palladium-mediated C-H functionalisation reactions provide a powerful approach for selective transformation of individual C-H bonds on sp³-rich scaffolds.^[1] Given the increasing importance of these compounds in medicinal chemistry,^[2] the ability to selectively introduce novel functionality at particular locations in the molecular framework could provide a highly useful tool in drug development. Building upon pioneering work on the use of stoichiometric quantities of palladium(II) salts to mediate selective reactions of C-H bonds in sp³-rich scaffolds,^[3] catalytic reactions employing a directing group to coordinate to the palladium(II) catalyst to control the site of reaction have proved to be especially effective.^[4-5] In most cases, the directing group incorporates one or more heteroatoms which can act as ligands for the palladium and deliver it to an adjacent C-H bond. Nitrogen-rich scaffolds are of particular importance in a wide range of chemistry-related fields, so nitrogen-linked directing groups have been the focus of considerable attention.^[5] In 2005 Daugulis introduced the 8-aminoquinoline and picolinamide directing groups,^[5a] and since then a number of nitrogen-linked directing groups for C-H activation have been reported (Figure 1).^[5] Typically, these directing groups deliver the palladium catalyst to a nearby C-H bond via the formation of a 5- or 6-

membered palladacycle, though transannular functionalisation reactions have been observed in some cases.^[5d]

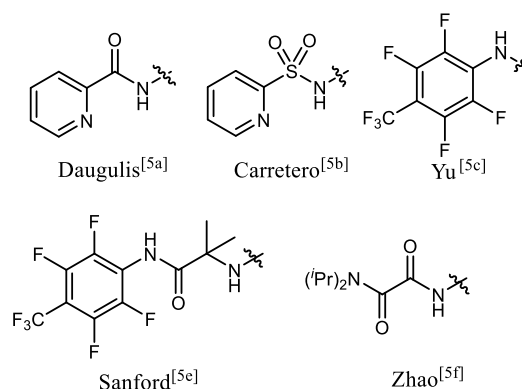


Figure 1. Amide-linked directing groups employed in Pd-catalysed C-H functionalisation reactions of sp³-rich scaffolds.^[5a-5e]

Two major drawbacks of many of these reactions are the requirement for excess silver salt in the C-H activation reaction, as well as difficulty in removing the directing group from the product molecule to recover a free amine for use in further synthetic manipulation. In recent work we have shown that

selective monoarylation of bicyclic amine scaffolds can be achieved efficiently under silver-free conditions using the 2-picolinamide directing group.^[6] The picolinamide group can readily be removed under mild reductive conditions using Zn/HCl.^[7] We envisaged (Fig. 2) that by manipulating the electronic and steric properties of the picolinamide directing group, it should be possible to enhance the efficiency and selectivity of Pd-catalysed C-H functionalisation reactions, as well as potentially enabling C-H functionalisation at different reaction sites within a molecule.

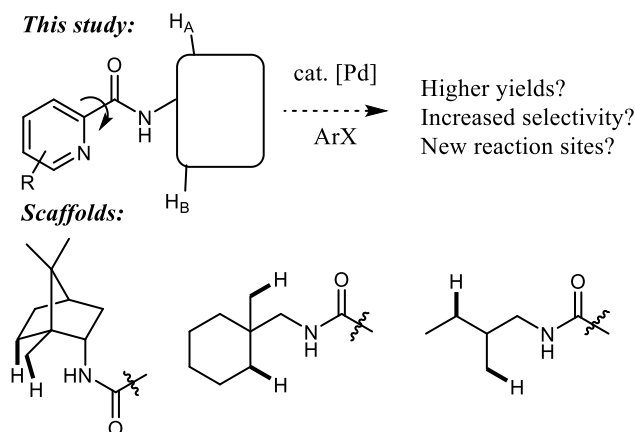


Figure 2. Proposed use of functionalised picolinamides for controlling reactivity on Pd-catalysed C-H activation.

Results and Discussion

We elected to study three different scaffolds which each contain two chemically distinct C-H bonds capable of undergoing C-H activation to yield a 5-membered palladacycle (Fig. 2). A wide range of picolinic acids are available commercially and we selected seven examples bearing both electron-donating (Me, MeO) and electron-withdrawing (CF₃) substituents at a variety of positions around the ring, alongside the unsubstituted picolinic acid as a benchmark.

In the case of the bornylamine scaffold, despite the proximity of the methyl C-H bond to the directing group, we had not observed C-H activation taking place at that site during our original study with an unsubstituted picolinamide directing group.^[6] Interestingly, in our evaluation of the substituted picolinic acid directing groups, it rapidly became apparent that the substituent on the directing group exerts a significant effect on the reactivity of the methyl group (Table 1). As reported previously, the unsubstituted picolinamide **1a** gives an excellent yield of monoarylated product **2a** under our optimised reaction conditions, with no trace of methyl C-H activation. The 3-methylpicolinamide **1b** also gives the monoarylated product **2b** with complete selectivity and with the highest yield.

Table 1. C-H arylation of the bornylamine scaffold using different picolinamide directing groups

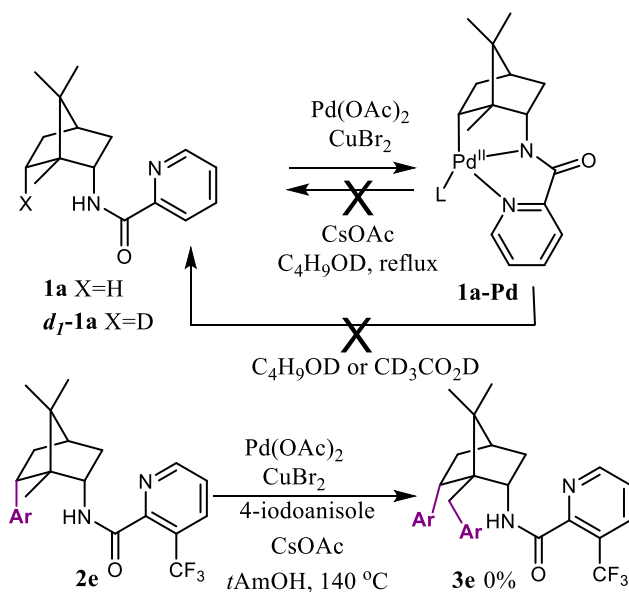
Directing Group	Yield ^[a]	Ratio of 2:3 ^[b]
1a	91%	>98:2
1b	97%	>98:2
1c	97%	88:12
1d	99%	89:11
1e	99%	52:48
1f	73%	73:27 ^[c]
1g	75%	79:21
1h	79%	88:12

Conditions: 5 mol% Pd(OAc)₂, 4 equiv. CsOAc, 10 mol% CuBr₂, 4 equiv. 4-iodoanisole, tert-amyl alcohol (tAmOH) 1 M, 140 °C, 24 h. ^[a]Combined isolated yield of a mixture of mono and diarylated products; ^[b]Ratio of 2:3 was determined from the crude ¹H NMR spectrum; ^[c]Diarylated product **3f** was isolated in 17% yield.

Interestingly, upon changing the position of the methyl substituent to the 4 or 5 positions on the pyridine ring (**1c/1d**), a novel diarylated compound (**3c/3d**) was observed as a minor product, perhaps suggesting that the conformational or electronic effects of the substituent are able to facilitate C-H activation on the methyl group, although the C-H activation still evidently occurs preferentially at the CH₂ in both substrates.^[8] Introduction of an electron

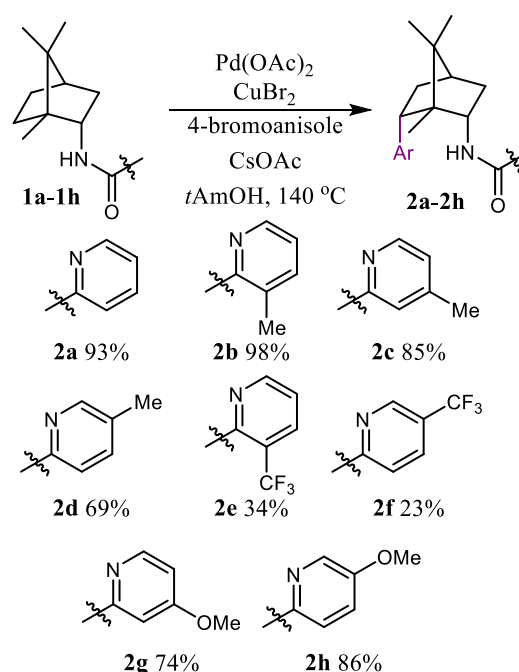
withdrawing CF_3 group at the 3-position (**1e**) increased the quantity of diarylated product formed, giving almost equal amounts of monoarylated product **2e** and diarylated product **3e**. The 5- CF_3 derivative **1f** gave the lowest overall conversion, with a mixture of monoarylated **2f** and diarylated **3f** products being generated. The 4- and 5-methoxypicolinamides **1g** and **1h** gave similar overall yields of product, with small quantities of diarylated product in both cases.^[9] As a general rule, high overall yields were obtained with all of the picolinamides bearing the moderately electron-donating methyl group, with the 3-methylpicolinamide giving the highest yield of monoarylated product **2b** with no observable formation of the corresponding diarylated compound **3b**. The 3-trifluoromethylpicolinamide **1e** provided the largest quantity of diarylated product **3e** as well as giving a high overall product yield.

Control experiments (Scheme 1) demonstrated that the C-H insertion step for the initial methylene arylation reaction was not reversible as no deuterium exchange was observed at the methylene unit to give **d₁-1a** upon heating **1a** in the presence of $\text{Pd}(\text{OAc})_2$ and CsOAc in deuterated tert-butanol.^[10] Furthermore, the palladated complex **1a-Pd** ($\text{L}=\text{CD}_3\text{CN}$) generated from **1a** and $\text{Pd}(\text{OAc})_2/\text{CsOAc}$ in acetonitrile^[6] did not undergo deuteration upon treatment with either deuterated tert-butanol or deuterated acetic acid. In addition we observed that the monoarylated product **2e** was not converted into the diarylated product **3e** upon resubmission to the reaction conditions. This suggests that the selectivity in the Pd-catalysed C-H arylation is under kinetic control, and hence determined by the energy barriers of the C-H insertion steps. The diarylation product must be formed via two sequential C-H arylation processes without dissociation of the palladium catalyst, as dissociation of the palladium from the monoarylated product **2e** seems to be irreversible.



Scheme 1. Control experiments.

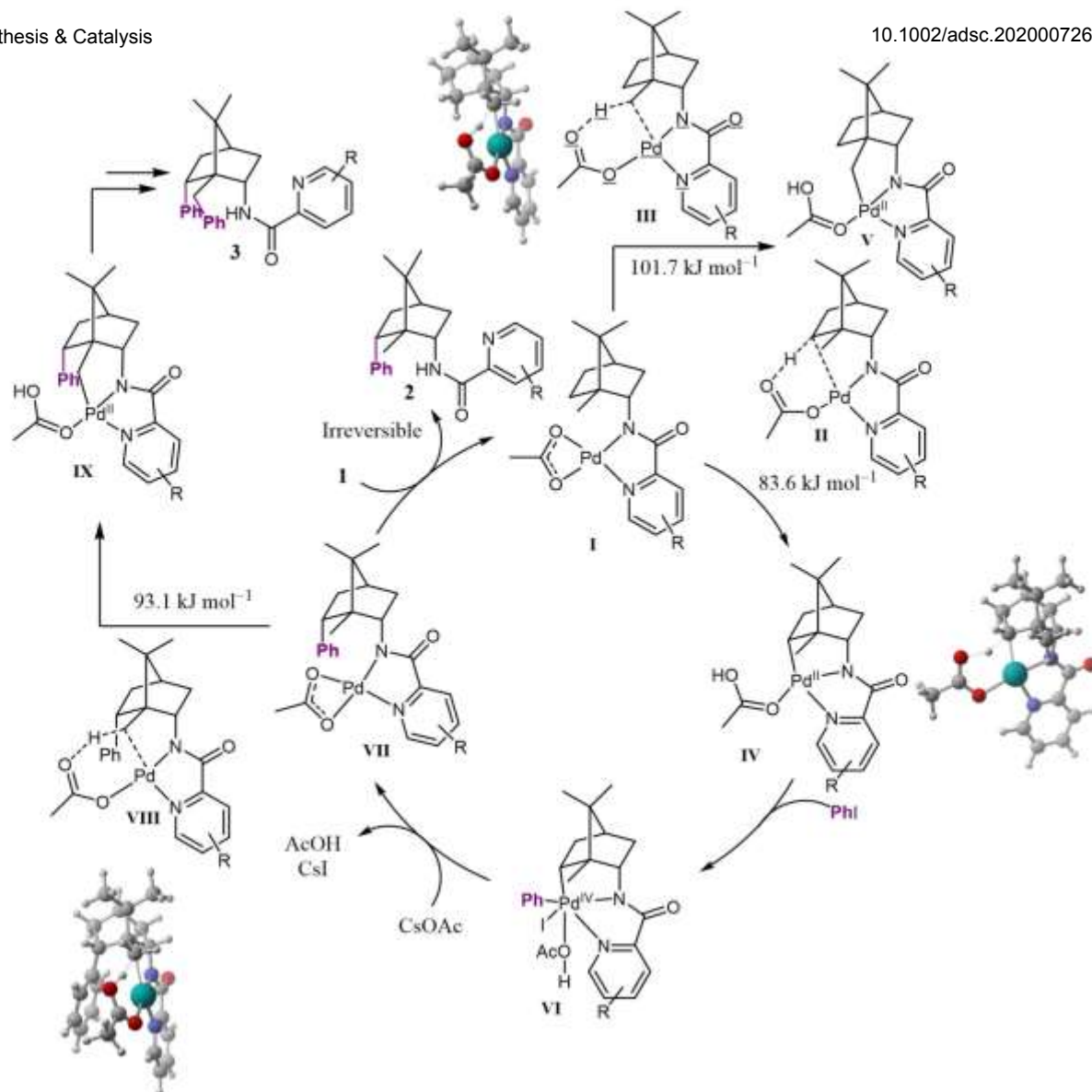
On changing the coupling partner from an aryl iodide to an aryl bromide,^[11] the formation of the diarylated product was no longer observed (Scheme 2). Electron withdrawing directing groups gave lower overall yields of the arylated products (**2e** and **2f**) and higher yields were seen with the unsubstituted picolinamide and substrates bearing electron donating groups (**2a-2c** and **2h**). This monoarylation reaction almost certainly provides a better reflection of the inherent reactivity of each directing group in terms of facilitating the catalytic cycle. The improved efficiency of the reaction with 3-methylpicolinamide perhaps reflects conformational effects on the palladium complexation/decomplexation steps which enable better catalytic turnover. More generally, electron-donating substituents on the picolinamide are clearly preferable to electron-withdrawing substituents in terms of reaction efficiency.



Scheme 2. Reactions of bornylamine scaffold with 4-bromoanisole. Conditions: 5 mol% $\text{Pd}(\text{OAc})_2$, 4 equiv. CsOAc , 10 mol% CuBr_2 , 4 equiv. 4-bromoanisole, *t*AmOH 1 M, 140 °C, 24 h; isolated yields shown.

Again, the 3-methylpicolinamide **1b** gave the highest yield of monoarylated product. Subsequent results (*vide infra*, Scheme 5) suggested that bromide ions could suppress C-H activation processes, so this is probably the reason why no arylation of the methyl group is observed in these reactions.

To gain further insight into the regioselectivity of the arylation processes, we undertook computational studies of the various possible C-H activation steps. Density functional theory (DFT) calculations were carried out with the M06 functional,^[12] using the 6-31+G(d) basis set for C, H, N, O and F atoms and the LANL2DZ basis set for Pd. All optimised structures were confirmed by the presence of zero or one



Scheme 3. Catalytic cycle for the Pd-catalysed arylation of bornylamine picolinamides, showing the key transition states for C-H palladation (**II**, **III** & **VII**; letters **a-i** are used in the text to denote the picolinamide directing group). Energies shown on the scheme are for the C-H insertion transition states (relative to the preceding PdOAc adduct) for the unsubstituted compounds ($R=H$).

imaginary frequencies for minima and transition states respectively, and transition states were shown to link the correct minima through IRC calculations.^[13] Calculated free energies were corrected to the reaction temperature of 413 K.^[14]

Initially, we modelled an adduct **Ia** ($R = H$) in which a palladium atom with a bidentate acetate ligand was chelated by the two nitrogens of a deprotonated molecule of **1a** (Scheme 3). Transition states for a concerted metalation-deprotonation (CMD) mechanism could then be located for both methylene and methyl groups (**IIa** and **IIIa** respectively; Scheme 3 and Table 2). As expected, these calculations indicated that insertion into the methylene group had a much lower energy barrier ($\Delta\Delta G^\ddagger = 18.1 \text{ kJ mol}^{-1}$). A second insertion step was then investigated, starting from the monophenylated adduct **VIIa**. From this complex, the free energy of activation for insertion into a C-H bond of the methyl

group (transition state **VIIIa**) was found to be considerably lower than that for methyl group activation in the initial complex **Ia** via transition state **IIIa** (93.1 kJ mol^{-1} vs. $101.7 \text{ kJ mol}^{-1}$). The corresponding calculations were repeated for the remaining picolinamide substrates **1b–1h**. The free energy of activation for each of the C-H insertion steps is shown in Table 2.

For all compounds, the free energy of activation for initial CH_3 insertion is considerably higher than for CH_2 insertion ($\Delta\Delta G^\ddagger$ ranges from 12.9 kJ mol^{-1} to 19.8 kJ mol^{-1}), explaining why monoarylation at the CH_3 is not observed. In all cases except for **1g**, arylation of the CH_2 leads to a lowering of the activation energy for a subsequent CH_3 insertion, with this effect being most pronounced for substrates **1e** and **1f** ($\Delta\Delta G^\ddagger = 10.3 \text{ kJ mol}^{-1}$ and 11.0 kJ mol^{-1} respectively) which notably were the substrates which yielded the largest proportion of diarylated

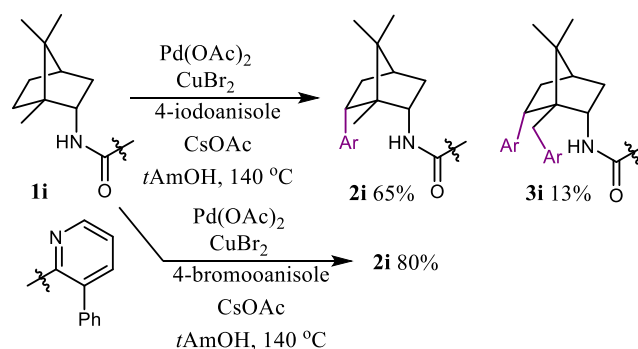
product. Given the fact that decomplexation of the monoarylated product **2** from the palladium appears to be irreversible (Scheme 1), the quantity of the diarylated product **3** obtained from each substrate probably reflects the relative rates of the CH₃ insertion step and the decomplexation. In the case of substrate **1e**, where the largest proportion of diarylated product was observed, the activation energy of the second CH₃ insertion step (**VIIIe**) from the arylated palladium complex **VIIe** is comparable to that of the initial CH₂ insertion (**IIe**) from complex **Ie**. In the case of substrates **1a** and **1b**, the decomplexation of the monoarylated product **2** from palladium is presumably much more rapid than C-H insertion into the methyl group so only monoarylated product is formed, even though the C-H insertion into the methyl group has a lower activation energy in the arylated product.

To discover whether such calculations could be used to predict the selectivity for an untested directing group, we calculated the corresponding energy barriers for reactions of the 3-phenylpicolinamide derivative **1i** (Scheme 4). Similar values were obtained for the three C-H insertion processes as in the methyl derivatives **1c/1d**, so we expected that this substrate would provide ~10% of the diarylated product. 3-Phenylpicolinamide was synthesised according to a modified literature procedure,^[15] and coupled to bornylamine to give **1i**. In the event, the arylation reaction of **1i** gave 13% of diarylated product **3i** alongside 65% of **2i** (Scheme 4). We can therefore conclude that the calculated energy barriers for the C-H insertion steps can only provide a qualitative guide to the likely reaction outcomes. This is a consequence of the difficulties of accurately modelling the decomplexation step which is in competition with the second C-H insertion reaction. Further work will be required to understand the complexation/decomplexation mechanisms in order to make more accurate predictions of the effect of different directing groups on the C-H insertion selectivity.

Table 2. Calculated free energies of activation.

Amide	ΔG^\ddagger (M06/6-31+G(d)/LANL2DZ)/kJ mol ⁻¹		
	CH ₂ insertion (<i>G</i> _{II} – <i>G</i> _I)	CH ₃ insertion (<i>G</i> _{III} – <i>G</i> _I)	CH ₃ insertion in monophenyl adduct (<i>G</i> _{VIII} – <i>G</i> _{VII})
1a	83.6	101.7	93.1
1b	85.2	101.8	95.6
1c	88.0	101.2	95.3
1d	85.5	103.2	94.6
1e	88.6	100.3	90.0
1f	82.9	100.9	89.9
1g	85.3	98.2	101.2
1h	86.2	106.0	96.1
1i	88.2	103.0	94.0

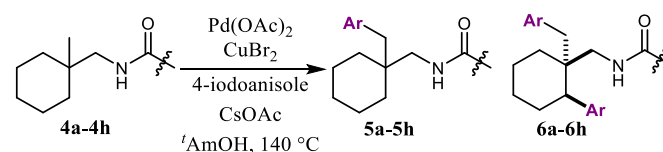
Energies are given relative to the immediately preceding Pd(OAc)₂ adduct and are corrected to 413 K.



Scheme 4. Arylation reactions of 3-methylpicolinamide derivative **1i**; **3i** was isolated as a mixture with **2i** and the yield of **3i** was calculated from the ¹H NMR of this mixture.

We then set out to explore whether these directing group effects could be observed with other substrates. In contrast to the bornylamine framework, most acyclic scaffolds show a preference for methyl C-H activation over methylene C-H activation.^[8] The unsubstituted picolinamide **4a** derived from (1-methylcyclohexyl)methylamine^[16] gives a ~3:1 ratio of monoarylated product **5a** and diarylated product **6a** with the monoarylation occurring exclusively on the methyl group (Table 3). Interestingly, the 3-methylpicolinamide undergoes a more selective reaction with 57% of the monoarylated product **5b** being isolated, alongside traces of diarylated compound **6b**, with the balance of the material being unreacted starting material. The 4- and 5-methyl derivatives **4c** and **4d** give similar levels of selectivity with the former giving a high overall yield of arylated products (**5c** and **6c**) which was comparable to the unsubstituted system **4a**. On this amine scaffold, the trifluoromethyl derivatives (**4e/4f**) gave relatively low yields in the arylation reaction, as did the 4-methoxy derivative **4h**. The 4-methoxy derivative **4g** gave a good overall yield with reasonable selectivity for the monoarylated product. Analysis of the ¹H and ¹³C NMR spectra of **6c** and comparison with calculated ¹H and ¹³C NMR shifts using Goodman's DP4 method^[17] allowed us to assign the stereochemistry of the major isomer of **6c** as the *syn* compound (Figure 3).

Table 3. C-H arylation of the (1-methylcyclohexyl)methylamine scaffold using different picolinamide directing groups



Amide	Directing group	Yield ^[a]	Ratio of 5:6 ^[b]
-------	-----------------	----------------------	------------------------------------

4a		81	76:24
4b		62	83:17
4c		86	78:22
4d		54	78:22
4e		35	82 ^[c] :18 ^[c]
4f		57	77:23
4g		77	79:21
4h		38	62:38

Conditions: 5 mol% Pd(OAc)₂, 4 equiv. CsOAc, 10 mol% CuBr₂, 4 equiv. 4-iodoanisole, *t*AmOH 1 M, 140 °C, 24 h. ^[a]Combined isolated yield; ^[b]Calculated from crude ¹H NMR; ^[c]Compound was only isolated as a mixture with other arylation products.

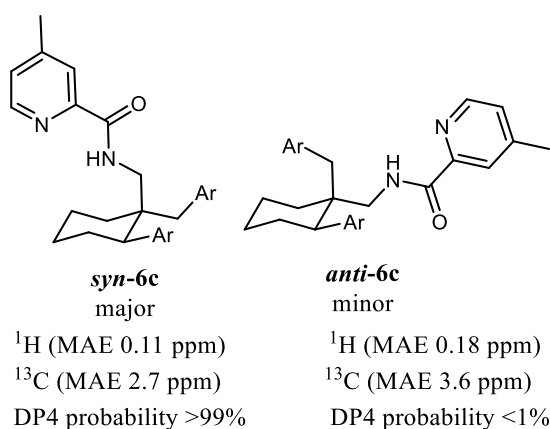
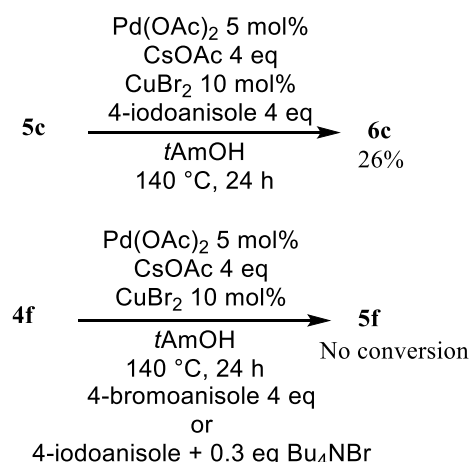


Figure 3. Stereochemical assignment of diarylated product **6c** (Ar = 4-methoxyphenyl) was confirmed via DFT calculation of NMR shifts. The mean absolute error (MAE) between the calculated and observed chemical shifts (for the major isomer) is shown in parentheses.



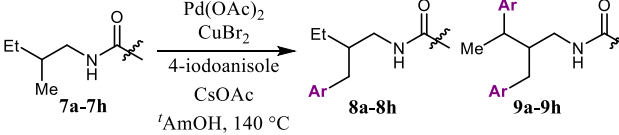
Scheme 5. Further reactions on the (1-methylcyclohexyl)methylamine scaffold. Arylation of **5c** to give **6c** and attempted arylation of **4f** with PMPBr or PMPI in the presence of Bu₄NBr. (PMP = *para*-methoxy phenyl)

Unlike the bornylamine scaffold above, resubmission of **5c** to the reaction conditions gave a 26% yield of the diarylated compound **6c** (Scheme 5), indicating that the monoarylated compound **5c** can effectively form a reactive complex with palladium, perhaps because the picolinamide is less hindered than in **2e**. In contrast to bornylamine above, arylation of the (1-methylcyclohexyl)methylamine scaffold with aryl bromides was ineffective. Furthermore, the arylation reaction with an aryl iodide could be suppressed by the addition of 30 mol% tetrabutylammonium bromide to the reaction mixture.^[18] It seems that the presence of bromide in the reaction mixture may inhibit the C-H activation step, perhaps by outcompeting acetate as a ligand on the intermediate palladium complex. This observation may explain why aryl bromides cannot be used on the (1-methylcyclohexyl)methylamine scaffold as inorganic bromide is likely to be present in aryl bromide reagents. This may also explain why only monoarylation of the bornylamine scaffolds is seen when aryl bromides are employed (Schemes 2 & 4).

Next we explored the effect of the eight different picolinamide directing groups on the flexible open-chain scaffold 2-methylbut-1-ylamine (Table 4).^[19] As anticipated, arylation of the methyl group occurs preferentially, followed by a second arylation on the ethyl group. Reaction of the unsubstituted amide **7a** gives 72% yield of monoaryl product **8a** and 21% of the diaryl compound **9a**. Complete control over the formation of mono or diarylation products is more challenging in this case, but once again the 3-

methylpicolinamide gives the highest levels of selectivity yielding only 5% of diaryl compound **9b** alongside a synthetically useful 73% yield of monoarylated compound **8b**. Good selectivity was also observed with the 5-methyl (**7d**) and 5-methoxy (**7h**) derivatives which both also gave improved yields of the monoaryl derivatives **8d** and **8h** respectively. The 4-methylpicolinamide gave a poor overall yield as well as showing no selectivity in the arylation reaction with equal amounts of **8c** and **9c** being produced. In this latter reaction, it was possible to detect a third product **10c** in which diarylation had taken place on the two methyl groups (Figure 4). Trifluoromethyl picolinamides **7e** and **7f** gave high selectivity for the monoarylated products **8e** and **8f** but in only moderate yield. 4-Methoxypicolinamide **7g** gave a similarly low overall yield but with high selectivity for monoarylation.

Table 4. C-H arylation of the 2-methylbut-1-ylamine scaffold using different picolinamide directing groups



Entry	Directing group	Yield ^[a]	Ratio of 8:9 ^[b]
7a		93	88:22 (72%, 21% ^[c])
7b		78	(73%, ^[c] 5% ^[c])
7c		52	(26%, 26% ^[d])
7d		98	(87%, 11% ^[c])
7e		57	>95:5 (52%, ^[c] 5% ^[c])
7f		45	(41%, 4% ^[c])
7g		55	>98:2
7h		91	(82% ^[c] , 9% ^[c])

Conditions: 5 mol% Pd(OAc)₂, 4 equiv. CsOAc, 10 mol% CuBr₂, 4 equiv. 4-iodoanisole, *t*AmOH 1 M, 140 °C, 24 h. ^[a]Combined isolated yield; yields of each product calculated by ¹H NMR shown in parentheses. ^[b]Ratio of products **8:9** determined from crude ¹H NMR; it was not possible to accurately determine this ratio for all reactions; ^[c]Compound was only isolated as a mixture with other arylation products. ^[d]A mixture of two diarylated products was obtained including **10c** (Figure 5); see SI for further details.

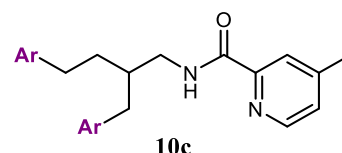
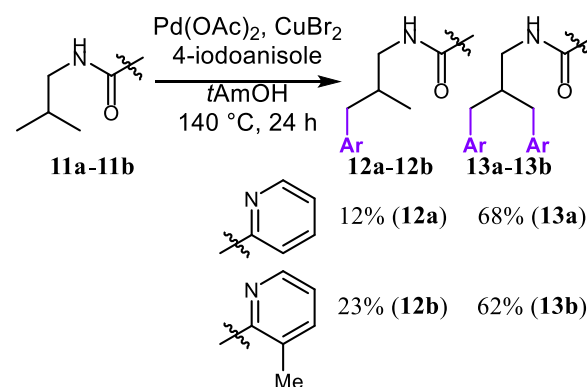


Figure 4. A second diarylation product **10c** observed during arylation of 4-methylpicolinamide **7c**.

As a further example, we explored the arylation of substrates **11a/11b** derived from isobutylamine, in which two equivalent methyl groups are present (Scheme 6).^[20] Switching from the unsubstituted picolinamide **11a** to the 3-methylpicolinamide **11b** led to a slightly increased selectivity for monoarylation (**12b** vs **13b**), albeit with the diarylated compound being the major product in both cases. The overall arylation yield with the 3-methylpicolinamide was also slightly higher.



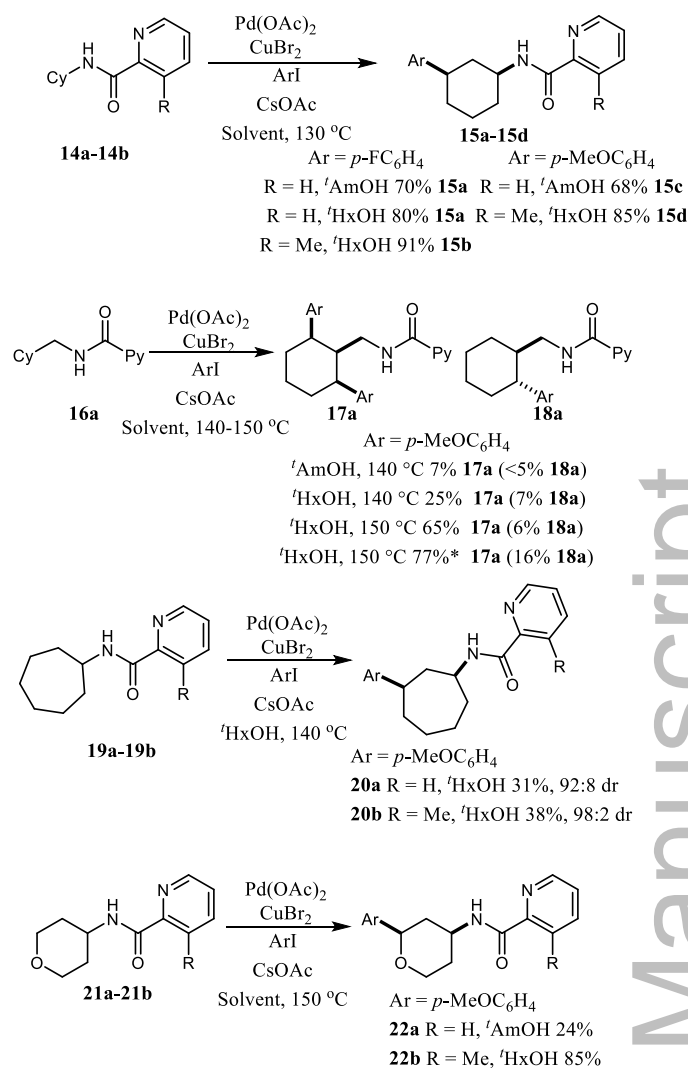
Scheme 6. Arylation of isobutylamine picolinamides **11**; isolated yields shown.

The directing group effects in the above reactions are not trivial to fully disentangle, but broadly speaking the methyl-substituted picolinamides appear to be advantageous in terms of improving the selectivity of arylation reactions, and typically leading to slightly higher overall yields of the C-H arylation products than the unsubstituted picolinamide. There was no observable benefit to employing systems with the more electron-donating methoxy group, and the electron-withdrawing

trifluoromethyl group generally led to lower-yielding reactions. The arylation reaction of bornylamine with aryl bromides perhaps provides the most useful insight into the inherent efficiency of each directing group for mediating catalytic arylation. This likely involves several effects including the efficiency of complexation to/decomplexation from the palladium catalyst as well as the C-H insertion and arylation steps themselves. Some combinations of directing group and scaffold led to greater promiscuity in the terms of the C-H activation site (**1e**, **7c**), but none of these combinations led to a complete change in the initial reaction site. We envisaged that these insights may prove useful for enhancing the yield of more challenging C-H arylation reactions in which the overall conversion under our previously developed conditions is low. In particular, the 3-methylpicolinamide often provided enhanced yield and selectivity in the C-H arylation reactions, which can potentially be attributed to the steric effect of the methyl group accelerating decomplexation from the monoarylated product. This seems more plausible given that the DFT calculations for the bornylamine scaffold suggest that there is little difference in the activation energies for the C-H insertion steps between 3-methylpicolinamide and the unsubstituted system. With this in mind, we then went onto examine other sp³ C-H arylation reactions to see if improved conditions could be identified.

Reaction of cyclohexyl^[21] picolinamide **14a** and *p*-fluoriodobenzene under our standard conditions led to the formation of the arylated product **15a** in 70% yield (Scheme 7). By changing the solvent to 3-methylpentan-3-ol ('HxOH, bp 123 °C),^[22] without changing the external temperature, the yield of **15a** was increased to 80%. 3-Methylpentan-3-ol is available commercially in reasonably large quantities, but has rarely been used as a reaction solvent for C-H activation.^[23] Changing the directing group to 3-methylpicolinamide **14b** led to a further improvement in reaction yield (91%, **15b**). These conditions could also be used to improve the arylation yield of the same substrate with *p*-anisyl iodide from 68% to 85% (**15c/15d**).

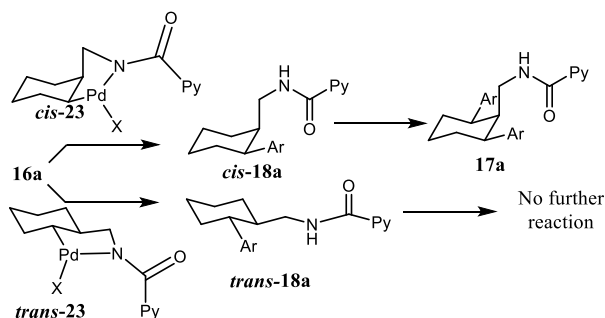
We also extended the reaction to a small selection of other substrates including cyclohexylmethylamine **16**^[16] (to give diarylated product **17a**, along with small quantities of monoarylated derivative **18a**), cycloheptylamine **19** (to give **20**),^[24] and 4-aminotetrahydropyran **21** (to give **22**).^[25] In all cases, the combination of 3-methylpicolinamide as the directing group and 'HxOH as solvent gave an improved yield of the arylation product. In the reaction to form **17a** only, the use of CsOPiv as base was beneficial.



Scheme 7. Improved yields of C-H arylation products were obtained using 'HxOH as solvent and 3-methylpicolinamide as the directing group. *CsO₂CtBu was used in place of CsOAc; isolated yields shown.

The selectivity in the arylation of **16a** is noteworthy in that the monoarylated product **18a** is formed exclusively as the *trans* isomer, whereas the diarylated product **17a** is formed exclusively as the all *cis* isomer. This can be rationalised (Scheme 8) by assuming that the directing group can more effectively mediate the C-H activation step when it occupies an axial position, giving *cis* selectivity. Thus, arylation *cis* to the directing group gives a disubstituted cyclohexane *cis*-**18a** with one substituent is axial and one equatorial. This effectively lowers the energy of the conformation in which the directing group is axial, promoting a second C-H insertion reaction. In contrast, the formation of *trans*-**18a** presumably involves some distortion of the chair in the intermediate Pd complex *trans*-**23**. The conformation of *trans*-**18a** in which both substituents are equatorial is likely to be overwhelmingly favoured and this will make the molecule more rigid preventing further C-H insertion

steps from taking place. It is possible that *trans*-18a is formed via epimerisation of the intermediate palladium complex from *cis*-23 to *trans*-23 prior to the arylation reaction with the iodoarene. Similarly, monoarylation of **14** and **21** almost certainly occurs selectively due to the requirement for the directing group to be axial in order for the palladium to reach the C-3 hydrogen atom. In the products **15/22**, the conformation with both substituents axial is likely to be energetically unfavourable, so no second arylation takes place.



Scheme 8. Potential explanation of the stereoselectivity observed in arylation of **16a** to give **17a** and *trans*-**18a**.

Conclusion

In summary, it has been shown that the substituents on the picolinamide directing group can have a significant effect on the yield and selectivity of C-H functionalisation conducted under silver-free conditions. A variety of electron rich and electron poor picolinamides were investigated on a range of amine substrates, with the latter generally leading to lower yielding reactions. Highest yields were obtained with a methylpicolinamide directing group which gave some improvements over the unsubstituted system. Most notably, the use of 3-methylpicolinamide typically led to increased yields of C-H arylation reactions in most cases, and also to reduced quantities of diarylation products. The beneficial effect of this directing group can perhaps tentatively be explained by accelerated decomplexation from the palladium leading to more efficient catalytic turnover, and deceleration of overarylation reactions due to the increased steric hindrance. Further improvements in reaction yields could often be obtained by performing reactions in 3-methyl-3-pentanol (HxOH) as solvent. These conditions enabled us to obtain synthetically useful yields of arylation products from a range of substrates.^[26]

Experimental Section

Preparation of substrates

3-Phenylpicolinic acid was prepared using previously reported methods.^[15,27] Picolinamides were prepared via

HATU (1-[Bis(dimethylamino)methylene]-1H-1,2,3-triazolo[4,5-b]pyridinium 3-oxide hexafluorophosphate) coupling or B(OCH₂CF₃)₃-catalysed amidation reactions.^[28] Data for **7a**,^[29] **11a**,^[30] **15c**,^[21a] **19a**^[16] and **20a**^[16] were in accordance with the literature.

All DFT calculations were carried out using Gaussian 09.^[31] The 6-31+G(d) basis set for elements C, H, N, O, F and the LANL2DZ basis set for Pd were used throughout. Structures were initially optimized in the gas phase using the B3LYP functional, with further optimization using the M06 functional. Structures were confirmed as minima or transition states by the existence of zero or one imaginary vibrational frequencies respectively. Transition states were shown to link with the relevant minima by means of intrinsic reaction coordinate (IRC) calculations. Free energies were calculated at 413 K using the GoodVibes software of Paton and Funes-Ardois.^[32] This software uses the approach of Grimme^[33] in calculating entropic terms for vibrational frequencies below 100 cm⁻¹ using the free-rotor approximation while using the rigid-rotor/harmonic oscillator expression for higher frequency vibrations and employing a damping function to interpolate between the two expressions close to the cutoff frequency. Calculated coordinates for all structures are provided as zipped .xyz files in the supporting information.

General procedure for arylation of picolinamides.

A tube was charged with a picolinamide (1 eq), CuBr₂ (10 mol%), Pd(OAc)₂ (5 mol%), CsOAc (4 eq), tAmOH (1 M) and an aryl iodide or bromide (4 eq). The tube was sealed with a PTFE lined cap and heated to 140 °C for 24 hours. The reaction mixture was then cooled and filtered through a pad of Celite®, washing with EtOAc. The filtrate was concentrated in vacuo and the resulting crude residue purified by flash column chromatography.

Acknowledgements

We thank AstraZeneca and the UCL MAPS faculty for providing an EPSRC CASE award to support a Ph.D. studentship.

References

- [1] a) X. Chen, K. M. Engle, D. -H. Wany, J. -Q. Yu, *Angew. Chem. Int. Ed.* **2009**, *48*, 5094; b) O. Baudoin, *Chem. Soc. Rev.* **2011**, *40*, 4902; c) Z. Chen, B. Wang, J. Zhang, W. Yu, Z. Liu, Y. Zhang, *Org. Chem. Front.* **2015**, *2*, 1107; d) H. M. L. Davies, D. Morton, *J. Org. Chem.* **2016**, *81*, 343; e) J. He, M. Wasa, K. S. L. Chan, Q. Shao, J. -Q. Yu, *Chem. Rev.* **2017**, *117*, 8754; f) D. Antermite, J. A. Bull, *Synthesis* **2019**, 3171; g) S. Rej, Y. Ano, N. Chatani, *Chem. Rev.* **2020**, *120*, 1788;
- [2] a) F. J. Lovering, J. Bikker, C. Humblet, *J. Med. Chem.* **2009**, *52*, 6752; b) F. Lovering, *MedChemComm* **2013**, *4*, 515.
- [3] a) A. G. Constable, S. W. McDonald, L. C. Sawkins, B. L. Shaw, *J. Chem. Soc. Dalton Trans.* **1980**, 1992; b) J. E. Baldwin, R. H. Jones, C. Najera, M. Yus, *Tetrahedron* **1985**, *41*, 699.
- [4] a) R. Parella, B. Gopalakrishnan, S. A. Babu, *Org. Lett.* **2013**, *15*, 3238; b) D. P. Affron, O. A. Davis, J. A. Bull, *Org. Lett.* **2014**, *16*, 4956; c) R. W. Gutekunst, P. S. Baran, *J. Org. Chem.* **2014**, *79*, 2430; d) D. Affron, J. A. Bull, *Eur. J. Org. Chem.* **2015**, 139; e) K. S. Chan, H. Y.

- Fu, J. Q. Yu, *J. Am. Chem. Soc.* **2015**, 137, 2042; f) J. Kim, M. Sim, N. Kim, S. Hong, *Chem. Sci.* **2015**, 6, 3611; g) S. St-John-Campbell, A. J. P. White, J. A. Bull, *Org. Lett.* **2020**, 22, 1807.
- [5] a) V. G. Zaitsev, D. Shabashov, O. Daugulis, *J. Am. Chem. Soc.* **2005**, 127, 13154; b) N. Rodríguez, J. A. Romero-Revilla, M. Á Fernández-Ibáñez, J. C. Carretero, *Chem. Sci.* **2013**, 4, 175; c) M. Wasa, K. S. L. Chan, X. -G. Zhang, J. He, M. Miura, J. -Q. Yu, *J. Am. Chem. Soc.* **2012**, 134, 18570; d) J. J. Topczewski, P. J. Cabrera, N. I. Saper, M. S. Sanford, *Nature* **2016**, 531, 220; e) J. Han, Y. Zheng, C. Wang, Y. Zhu, D. -Q. Shi, R. Zeng, Z. -B. Huang, Y. Zhao, *J. Org. Chem.* **2015**, 80, 9297; f) X. Ye, A. He, T. Ahmed, K. Weise, N. G. Akhmedov, J. L. Petersen, X. Shi, *Chem. Sci.* **2013**, 4, 3712; g) J. Yang, X. Fu, S. Tang, K. Deng, L. Zhang, X. Yang, *J. Org. Chem.* **2019**, 84, 10221; h) H. Wang, H.-R. Tong, G. He, G. Chen, *Angew. Chem., Int. Ed.* **2016**, 55, 15387; i) D. Zhou, C. Wang, M. Li, Z. Long, J. Lan, *Chin. Chem. Lett.* **2018**, 29, 191; j) M. Fan, D. Ma, *Angew. Chem., Int. Ed.* **2013**, 52, 12152; k) K. K. Pasunooti, B. Banerjee, T. Yap, Y. Jiang, C. -F. Liu, *Org. Lett.* **2015**, 17, 6094; l) J. Han, Y. Zheng, C. Wang, Y. Zhu, Z. -B. Huang, D. -Q. Shi, R. Zeng, Y. Zhao, *J. Org. Chem.* **2016**, 81, 5681; m) W. Gong, G. Zhang, T. Liu, R. Giri, J. -Q. Yu, *J. Am. Chem. Soc.* **2014**, 136, 16940; n) T. Toba, Y. Hu, A. T. Tran, J. -Q. Yu, *Org. Lett.* **2015**, 17, 5966; o) Y. Liu, H. Ge, *Nature Chem.* **2017**, 9, 26. p) G. He, G. Chen, *Angew. Chem. Int. Ed.* **2011**, 50, 5192; q) M. Larrosa, S. Heiles, J. Becker, B. Spengler, R. Hrdina, *Adv. Synth. Catal.* **2016**, 358, 2163; r) D. S. Roman, A. B. Charette, *Org. Lett.* **2013**, 15, 4394.
- [6] C. E. Coomber, L. Benhamou, D. -K. Bucar, P. D. Smith, M. J. Porter, T. D. Sheppard, *J. Org. Chem.* **2018**, 83, 2495.
- [7] D. H. O' Donovan, C. De Fusco, D. R. Spring, *Tetrahedron Lett.* **2016**, 57, 2962.
- [8] Methyl groups are typically more reactive than methylene groups in Pd-catalysed C-H activation reactions: Y. -F. Zhang, H. -W. Zhao, H. Wang, J. -B. Wei, Z. -J. Shi, *Angew. Chem. Int. Ed.* **2015**, 54, 13686.
- [9] We also examined reactions of the corresponding 3-methoxypicolinamide but both the starting material and the arylated amides proved problematic to purify by chromatography. As this directing group did not appear to offer any advantages in terms of yield or selectivity in the preliminary experiments, we did not carry out any further work with this directing group.
- [10] E. Y. Aguilera, M. S. Sanford, *Organometallics* **2019**, 38, 138.
- [11] There are relatively few examples of the use of aryl bromides in sp³-CH arylation reactions: see refs [5] and [20a]
- [12] Y. Zhao, D. G. Truhlar, *Theor. Chem. Acc.* **2008**, 120, 215.
- [13] K. Fukui, *Acc. Chem. Res.* **1981**, 14, 363.
- [14] a) S. Grimme, *Chem. Eur. J.* **2012**, 18, 9955. b) I. Funes-Ardoiz, R. S. Paton, GoodVibes v1.0.2, **2017**, <https://zenodo.org/record/841362>.
- [15] D. R. St. Laurent, M. H. Serrano-Wu, M. Belem, M. Ding, H. Fang, M. Gao, J. T. Goodrich, R. G. Krause, J. A. Lemm, M. Liu, O. D. Lopez, V. N. Nguyen, P. T. Nower, D. R. O'Boyle II, B. C. Pearce, J. L. Romine, L. Valera, J. -H. Sun, Y. -K Wang, F. Yang, X. Yang, N. A. Meanwell, L. B. Snyder, *J. Med. Chem.* **2014**, 57, 1976.
- [16] J. Zhao, X. -J. Zhao, P. Cao, J. -K. Lio, B. Wu, *Org. Lett.* **2017**, 19, 4880.
- [17] S. G. Smith, J. M. Goodman, *J. Am. Chem. Soc.* **2010**, 132, 12946.
- [18] For a previous observation that the regioselectivity of C-H activation reaction could be affected by changing from an aryl iodide to an alkenyl bromide as the reaction partner (with silver salts present), see ref [8].
- [19] S.-Y. Zhang, G. He, Y. Zhao, K. Wright, W. A. Nack, G. Chen, *J. Am. Chem. Soc.* **2012**, 134, 7313.
- [20] W. A. Nack, G. He, S.-Y. Zhang, C. Lu, G. Chen, *Org. Lett.* **2013**, 15, 3440.
- [21] a) E. T. Nadres, G. I. F. Santos, D. Shabashov, O. J. Daugulis, *J. Org. Chem.* **2013**, 78, 9689; b) Y. Wu, Y. -Q. Chen, T. Liu, M. D. Eastgate, J. -Q. Yu, *J. Am. Chem. Soc.* **2016**, 138, 14554; c) A. Seki, Y. Takahashi, T. Miyake, *Tetrahedron Lett.* **2014**, 55, 2838
- [22] 3-Methyl-3-pentanol is used as a flavouring in the food industry and forms part of the core of the tranquiliser emylcamate: B. Melander, *J. Med. Chem.* **1958**, 1, 443.
- [23] The Scifinder database contains 4254 reactions in 34 references where 3-methyl-3-pentanol was used as the solvent (as of 26th Feb 2020). There is a single paper reporting its use in C-H activation of aromatic systems, see ref [16].
- [24] Preliminary experiments suggested that directed arylation of cyclooctylamine and cyclododecylamine picolinamides was also possible, but the presence of multiple arylation products and rotamers made satisfactory characterisation of the products extremely difficult.
- [25] S. Ye, W. Yang, T. Coon, D. Fanning, T. Neubert, D. Stamos, J. -Q. Yu, *Chem. Eur. J.* **2016**, 22, 4748.
- [26] A preliminary version of this manuscript was posted as a preprint on ChemRxiv: [10.26434/chemrxiv.12235514.v1](https://doi.org/10.26434/chemrxiv.12235514.v1)
- [27] a) Y. Wang, X. Deng, Y. Liu, M. Ni, M. Liu, H. Tan, X. Li, W. Zhu, Y. Cao, *Tetrahedron*, **2011**, 67, 2118; b) SHIONOGI & CO., LTD.; EURO-CELTIQUE S.AWO2008/8398, **2008**, A2, Location in patent: Page/Page column 370-371.
- [28] a) C. E. Coomber, V. Laserna, L. T. Martin, P. D. Smith, H. C. Hailes, M. J. Porter, T. D. Sheppard, *Org. Biomol. Chem.* **2019**, 17, 6465; b) M. T. Sabatini, L. T. Boulton, T. D. Sheppard, *Sci. Adv.* **2017**, 3, e1701028.

- [29] G. He, Y. Zhao, S. Zhang, C. Lu, G. Chen, *J. Am. Chem. Soc.* **2012**, *134*, 3.
- [30] W. A. Nack, G. He, S.-Y. Zhang, C. Lu, G. Chen, *Org. Lett.* **2013**, *15*, 3440.
- [31] Gaussian 09, Revision D.01, M. J. Frisch, G. W. Trucks, H. B. Schlegel, G. E. Scuseria, M. A. Robb, J. R. Cheeseman, G. Scalmani, V. Barone, B. Mennucci, G. A. Petersson, H. Nakatsuji, M. Caricato, X. Li, H. P. Hratchian, A. F. Izmaylov, J. Bloino, G. Zheng, J. L. Sonnenberg, M. Hada, M. Ehara, K. Toyota, R. Fukuda, J. Hasegawa, M. Ishida, T. Nakajima, Y. Honda, O. Kitao, H. Nakai, T. Vreven, J. A. Montgomery, Jr., J. E. Peralta, F. Ogliaro, M. Bearpark, J. J. Heyd, E. Brothers, K. N. Kudin, V. N. Staroverov, T. Keith, R. Kobayashi, J. Normand, K. Raghavachari, A. Rendell, J. C. Burant, S. S. Iyengar, J. Tomasi, M. Cossi, N. Rega, J. M. Millam, M. Klene, J. E. Knox, J. B. Cross, V. Bakken, C. Adamo, J. Jaramillo, R. Gomperts, R. E. Stratmann, O. Yazyev, A. J. Austin, R. Cammi, C. Pomelli, J. W. Ochterski, R. L. Martin, K. Morokuma, V. G. Zakrzewski, G. A. Voth, P. Salvador, J. J. Dannenberg, S. Dapprich, A. D. Daniels, O. Farkas, J. B. Foresman, J. V. Ortiz, J. Cioslowski, and D. J. Fox, Gaussian, Inc., Wallingford CT, **2013**.
- [32] T. A. Halgren *J. Comput. Chem.* **1996**, *17*, 490-519.
- [33] J. W. Ponder Tinker 7.1, **2015**, <http://dasher.wustl.edu/tinker>.

FULL PAPER

Tuning Reactivity in Pd-catalysed C(sp³)-H Arylations via Directing Group Modifications and Solvent Selection*Adv. Synth. Catal.* **Year**, *Volume*, Page – Page

Charlotte E. Coomber, Michael J. Porter, Abil E. Aliev, Peter D. Smith and Tom D. Sheppard*

This study: