



Advanced Synthesis & Catalysis

Accepted Article

Title: Ru-Catalyzed Carbonylative Murai Reaction: Directed C3-Acylation of Biomass-Derived 2-Formyl Heteroaromatics

Authors: Giovanni Poli, Julie Oble, Roberto Sala, Fares Roudesly, and Luis Veiros

This manuscript has been accepted after peer review and appears as an Accepted Article online prior to editing, proofing, and formal publication of the final Version of Record (VoR). This work is currently citable by using the Digital Object Identifier (DOI) given below. The VoR will be published online in Early View as soon as possible and may be different to this Accepted Article as a result of editing. Readers should obtain the VoR from the journal website shown below when it is published to ensure accuracy of information. The authors are responsible for the content of this Accepted Article.

To be cited as: *Adv. Synth. Catal.* 10.1002/adsc.202000249

Link to VoR: <https://doi.org/10.1002/adsc.202000249>

DOI: 10.1002/adsc.201((will be filled in by the editorial staff))

Ru-Catalyzed Carbonylative Murai Reaction: Directed C3-Acylation of Biomass-Derived 2-Formyl Heteroaromatics

Roberto Sala,^{a,b} Fares Roudesly,^a Luis F. Veiros,^c Gianluigi Broggini,^b Julie Oble,^{a,*} and Giovanni Poli^{a,*}

^a Sorbonne Université, Faculté des Sciences et Ingénierie, CNRS, Institut Parisien de Chimie Moléculaire, IPCM, 4 place Jussieu, 75005 Paris, France

E-mail: julie.oble@sorbonne-universite.fr, giovanni.poli@sorbonne-universite.fr

^b Dipartimento di Scienza e Alta Tecnologia (DISAT), Università degli Studi dell'Insubria, Via Valleggio 9, Como (CO), Italy

^c Centro de Química Estrutural and Departamento de Engenharia Química, Instituto Superior Técnico, Universidade de Lisboa, Av Rovisco Pais, 1049-001 Lisboa, Portugal

Received: ((will be filled in by the editorial staff))

Dedicated to the memory of Professor Kilian Muñoz



Supporting information for this article is available on the WWW under <http://dx.doi.org/10.1002/adsc.201#####>.

Abstract. The Murai reaction is a ruthenium-catalyzed transformation leading to alkylated arenes through the C–C bond formation between an alkene and an arene bearing a directing group. Discovered in the nineties, this useful C–H activation based coupling has been the object of intense study since its discovery. After having studied the Murai reaction on 2-formylfurans of biomass derivation, we describe here the carbonylative version applied to 2-formylfurans, 2-formylpyrroles and 2-formylthiophenes. This acylation reaction takes place regioselectively at C3 position of the heterocyclopentadienes thanks to the installation of removable imine directing groups.

The transformation can be achieved by treating the two reaction partners with a catalytic amount of Ru₃(CO)₁₂, in toluene at 120–150 °C, after CO bubbling, at atmospheric pressure. DFT computations of the full catalytic cycle help in deciphering the mechanism of this transformation, and to rationalize the different behaviors depending on the nature of imine directing groups.

Keywords: carbonylation; C–H activation; homogeneous catalysis; Murai reaction; ruthenium;

Introduction

Furfural **1** and the related compound 5-(hydroxymethyl)furfural (HMF) **2** are important building blocks^[1,2] derived from cyclodehydration of lignocellulosic biomass.^[3,4] Since their large-scale production from agricultural residues is developed worldwide, these synthons constitute highly sought-after raw materials for the sustainable production of value-added compounds for industrial purposes.^[5] Consequently, their valorization has become a privileged approach for the replacement of depleting fossil resources. Accordingly, simple transformations of **1**^[6–9] and **2**^[10–13] into more elaborated intermediates, biofuels, as well as some applications in the fields of polymers,^[14] have been already reported. Currently, the development of new selective functionalizations of furfurals is becoming a competitive area of research to access more complex furan-containing heterocycles. In this perspective, the selective formation of new bonds through direct transition metal (TM) catalyzed

C–H activation process,^[15–17] without prior modification of the redox state of the aldehyde function, is an extremely attractive eco-compatible strategy that remains scarcely explored on furfurals. In particular, most of the reported examples address arylation,^[18–21] alkenylation,^[22] alkylation and the alkynylation^[23] at C5 of the furan ring, which is the most electron-rich site. In contrast, C3–H functionalization at the formyl-furan unit via directing groups that overwhelm the natural C5 preference has been scarcely studied^[24–26] and remains a challenge.

Within a broad project directed toward the sustainable functionalizations of furfural derivatives focused on TM-catalyzed C–H activation process,^[27–29] we have recently established that the TM-catalyzed C3–H activation of furfurals can be successfully achieved by using nucleophilic TM catalysts that undergo an initial oxidative addition step of the targeted C–H bond.^[16] On the contrary, electrophilic TM-complexes that elicit an electrophilic concerted metalation-deprotonation mechanism appear to be proscribed. Accordingly, we reported a Ru(0)-

catalyzed hydrofurylation of olefins (Murai reaction)^[30,31] that involved the directed C3–H activation of the furan ring through the transient involvement of an amino-imine directing group (Figure 1a).^[27] A thorough experimentation supported by DFT calculations revealed that only a bidentate *N,N'*-imino-amino directing group was able to efficiently promote the desired alkene hydroarylation. This result led us to envisage an extension of this C3-functionalization strategy toward a carbonylative version of the Murai reaction^[32] using carbon monoxide (CO) as a natural^[33] and cheap C1 source (Figure 1c). To the best of our knowledge, there is only one example reporting the C3-propionylation of furfural *t*-butylimine, which takes place under high pressure of CO and ethylene (Figure 1b).^[34,35] From a synthetic viewpoint, the direct C3-acylation of furfurals is a particularly attractive transformation, as it is complementary to the Friedel-Crafts acylation, which generally occurs at the C4 position of the 2-formylfuran unit.^[36]

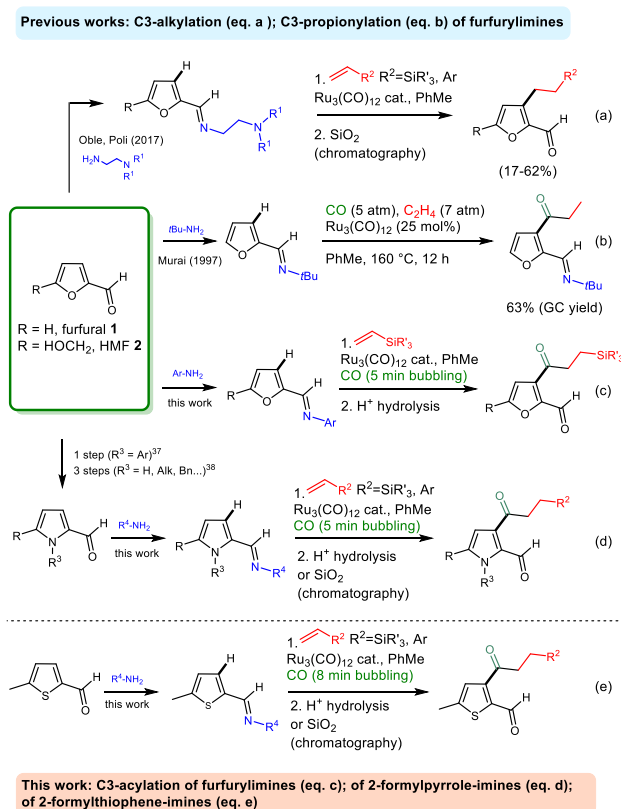


Figure 1. Ru-catalyzed direct C3-functionalization of furfural, 2-formylpyrrole and 2-formylthiophene derivatives.

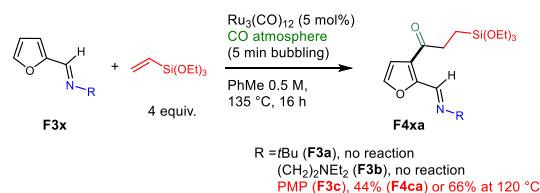
Pyrrole 2-carboxaldehyde was another substrate considered for our carbonylative study (Figure 1d). Given its accessibility from furfural in one step, through a Paal-Knorr synthesis,^[37] or in three steps through a carbonyl reduction / Achmatowicz rearrangement / Maillard condensation sequence,^[38] this substrate can be regarded as a biomass-derived building block, too. Extension to thiophene 2-carboxaldehyde was also envisaged, to verify the generality of the heterocyclopentadiene family (Figure

1e). Although some TM-catalyzed direct functionalizations of pyrrole or thiophene 2-carboxaldehydes have been reported, these studies have mainly addressed C5-arylation^[39–42] and C5-alkylation,^[23] while the C3-functionalization has been only very marginally explored.^[24,43]

Herein, we disclose the first C3-carbonylative versions of the Murai reaction on furfural derivatives, pyrrole 2-carboxaldehydes and their benzo-fused analogs – indoles – as well as on thiophene 2-carboxaldehydes, through their corresponding aldimines, which act as removable directing groups. Optimal imines to be used for each type of substrate were established through an in-depth experimental screening, while DFT computations provided mechanistic insights.^[44]

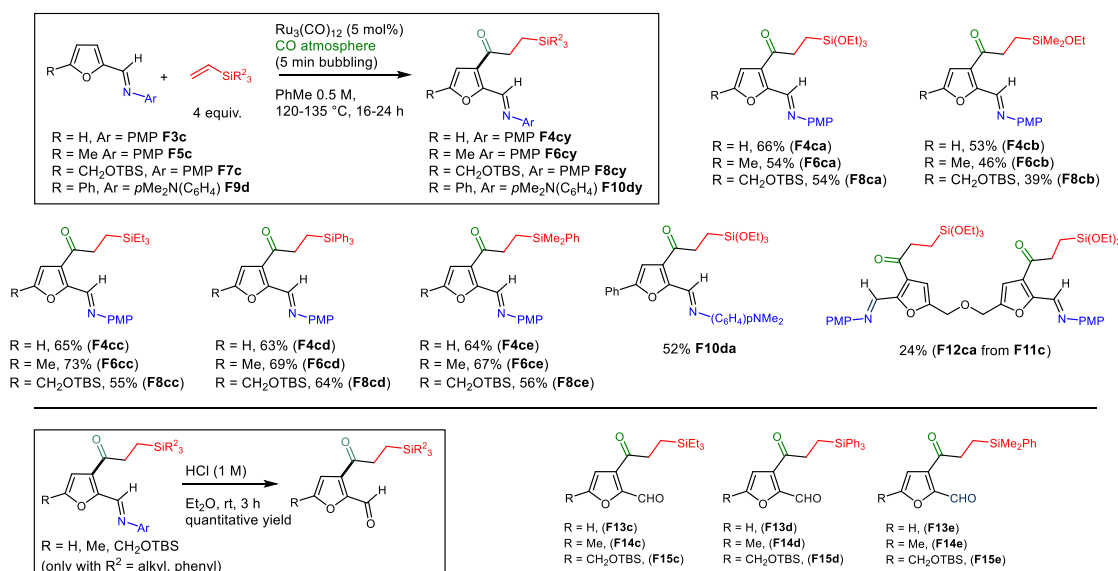
Results and Discussion

Development of a Ru-catalyzed C3-acylation of furfurylimines. From the outset of this study, the use of an atmospheric pressure of CO has been chosen as opposed to the use of high pressure, which requires a special equipment. Accordingly, the reaction media were saturated by bubbling CO during 5 min before turning off the cylinder and heating the reaction mixture. We started our investigation by testing a series of furfurylimines (**F3(a–j)**)^[45] – readily prepared in one step from furfural **1** – in the presence of triethoxyvinylsilane (4 equiv.) as the alkene partner and $\text{Ru}_3(\text{CO})_{12}$ (5 mol%) as the pre-catalyst, in toluene at 120–135 °C (see Supporting Information, Tables 1 and 2). After some preliminary experiments, optimal results could be obtained using the aromatic electron rich *p*-methoxyphenylimine (PMP-imine) **F3c**, which led to the desired C3-acylated imine **F4ca** in 66% yield (85% NMR yield) at 120 °C (Scheme 1). Noteworthy, in the absence of CO atmosphere, this PMP-imine displayed a very low “classic Murai” reactivity.^[27] Furthermore, *t*-butylimine **F3a** as well as the *N,N'*-bidentate imine **F3b**, which previously gave satisfactory results in the C3-propionylation under pressure of CO and ethylene (Figure 1b)^[34] as well as in the C3-alkylation (classic Murai) (Figure 1a),^[27] respectively, failed to afford the corresponding alkylated or acylated products (Scheme 1).



Scheme 1. Ru-catalyzed direct C3-acylation of furfurylimines: screening of the imine directing groups.^[45]

The scope of this C3-carbonylative Murai reaction was subsequently studied with the PMP-imine **F3c** in the presence of a variety of trialkoxy-, trialkyl- and triarylvinylsilanes (4 equiv.) and $\text{Ru}_3(\text{CO})_{12}$ (5 mol%), in toluene (0.5 M) at 120–135 °C during 16–24 h.

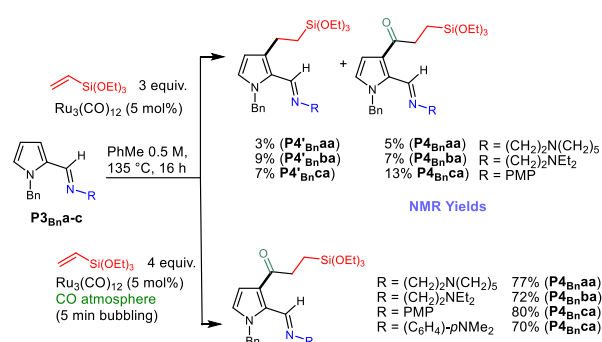


Scheme 2. Scope of Ru-catalyzed direct C3-acylation of PMP-furfurylimines (top) and acid hydrolysis of the C3-acylated-imines leading to C3-acylated furfurals (PMP = *p*-methoxyphenyl, TBS = tert-butyldimethylsilyl) (bottom).

A rapid chromatographic purification on deactivated silica gel allowed to obtain moderate to good yields of the corresponding C3-acylated imines **F4c(a-e)** (53–66% isolated yields) (Scheme 2, top). However, in the case of trialkyl- and triaryl-vinylsilanes, good yields were only obtained when the mixtures were heated at 135 °C. The reaction was also studied with styrenes, which unfortunately failed to react. The scope was next extended to C5-substituted furfurals such as 5-methylfurfural-PMP-imine **F5c** and the TBS-O-protected HMF PMP-imine **F7c**. In the event, the corresponding C3-acylated imines **F6c(a-d)** and **F8c(a-d)** could be isolated in reasonable to good yields. The 5-phenyl derivative was also effective, but only through its *p*-dimethylaminophenyl-imine **F9d**, whereas the PMP-imine led to complex results. Besides, a double coupling was successfully achieved with the HMF-dimer diimine **F11c** using eight equivalents of triethoxyvinylsilane, which gave the diacylated HMF imine dimer **F11ca**. Finally, the subsequent acid hydrolysis of the alkyl and aryl silyl derivatives **F(4-8)cy** enabled access to the C3-acylated-furfurals **F(13-15)y** in quantitative yields (Scheme 2, bottom).

Ru-catalyzed C3-acylation of pyrrole and indole 2-carboxaldimines. We continued our investigations on pyrrole 2-carboxaldimines, easily prepared from pyrrole 2-carboxaldehyde **P1**. The classic Murai reaction conditions^[27] were first tested on various *N*-benzylpyrrole imines **P3_{Bn}(a-c)** in the presence of triethoxyvinylsilane (3 equiv.) and Ru₃(CO)₁₂ (5 mol%), in toluene (0.5 M) at 135 °C during 16 h. In the event, *N,N'*-bidentate imines **P3_{Bn}(a-b)** and *p*-methoxyphenylimine **P3_{Bn}c** led to traces of the corresponding C3-alkylated products **P4'_{Bn}(a-c)a** together with the C3-acylated ones **P4_{Bn}(a-c)a** (Scheme 3, top). Further optimization tests did not allow to selectively obtain the C3-alkylated products

(Supporting Information, Table 3). We investigated next the carbonylative version by prior CO bubbling during 5 min, as from our previous protocol with the oxygen-based substrates. To our delight, the two pyrrole substrates **P3_{Bn}(a-b)**, bearing a bidentate aminoimine group, as well as of the two substrates **P3_{Bn}(c-d)** bearing an electron-rich aromatic imino group, in the presence of triethoxyvinylsilane (4 equiv.), allowed us to isolate exclusively the acylated products **P4_{Bn}(a-d)a** in excellent NMR yields (Scheme 3, bottom). The results, accompanied by additional optimization parameters such as the nature of the *N*-protecting group of the pyrrole ring and the number of silane equivalents are summarized in the Supporting Information, Tables 4 and 5.



Scheme 3. Ru-catalyzed Murai reaction and carbonylative variant of pyrrole 2-carboxaldimines.

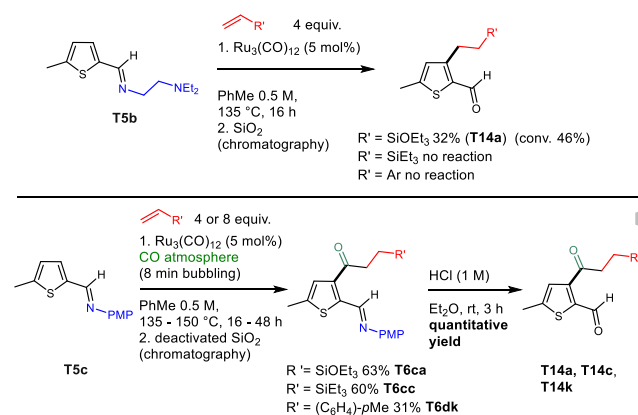
The scope of the C3-carbonylative Murai reaction on pyrrole derivatives was carried out on the *N,N'*-bidentate imine **P3_{Bn}a**, in the presence of Ru₃(CO)₁₂ (5 mol%), and triethoxy-, triaryl-, trialkyl-vinylsilanes or styrene derivatives (4 equiv.), in toluene (0.5 M) at 135 °C under CO atmosphere during 16 h (Scheme 4, top).



In summary, the reactivity of pyrrole 2-carboxaldehydes and of the benzo-fused analogues does not parallel that observed with the corresponding furfurylimines. Indeed, while in the case of the *O*-based heterocyclic substrates, bidentate imines allow C3-alkylation and electron-rich aromatic imines allow C3-acylation, with the *N*-based heterocyclopentadienes both imine types – bidendated as well as monodendated – allow the C3-acylation and forbid the “classical Murai”.

Ru-catalyzed C3-alkylation and acylation of thiophene 2-carboxaldimines. To expand the scope of this new method, the Murai reactions were also performed on thiophene 2-carboxaldimines, whether as bidentate or monodentate imines (PMP-imine).

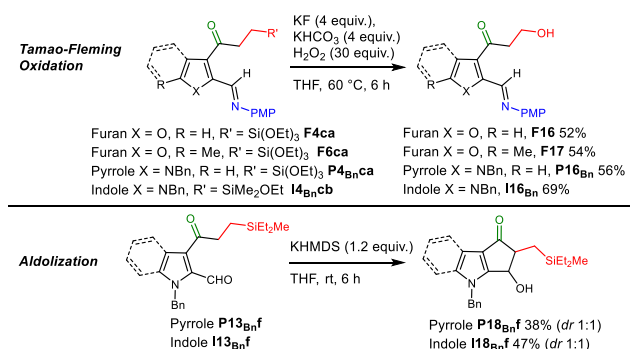
Although the thienyl substrates proved to be less reactive than the corresponding furyl and pyrrolyl derivatives, a reactivity trend analogous to the one of the *O*-based heterocyclopentadienes was manifest. Indeed, the bidentate imine **T5b** reacted as expected with triethoxyvinylsilane – but not with triethylvinylsilane and styrene – in presence of Ru₃(CO)₁₂ (5 mol%), in toluene (0.5 M) at 135 °C, leading to the corresponding C3-alkylated aldehyde **T14a** in a moderate yield (Scheme 5, top), and the corresponding acylated products were never detected, even when working in the presence of CO atmosphere.



Scheme 5. Ru-catalyzed Murai reaction and carbonylative variant of thiophene 2-carboxaldehydes.

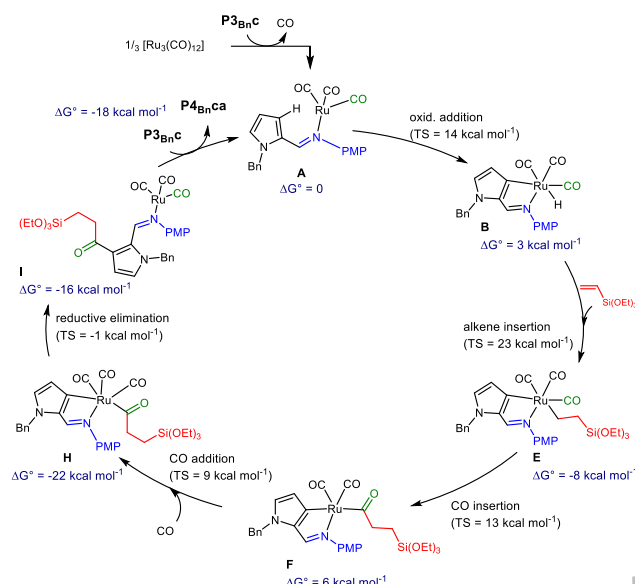
Conversely, treatment of PMP-imine **T5c** with triethoxy- (**T6ca**) or triethyl-vinylsilanes (**T6cc**) at 135 °C gave traces of the corresponding alkylated and acylated products in the absence of CO, and moderate yields of the corresponding C3-acylated products under CO atmosphere (Scheme 5, bottom). Noteworthy, these reactions required an increase of the CO bubbling time from 5 to 8 min to totally suppress the competing alkylated product. The reaction was also possible with a styrene derivative (8 equiv.) by increasing the temperature (150 °C) and the reaction time (48 h). As previously observed, the subsequent acid hydrolysis of C3-acylated imines **T6(c,d)y** enabled access to the C3-acylated-aldehydes **T14y** in quantitative yields.

Synthetic applications. The post-functionalization of some C3-acylated five-membered heterocycles were next evaluated. First, Tamao-Fleming oxidations were performed on the C3-acylated furfurylimines **F(4,6)ca** as well as on pyrrole **P4_{Bn}ca** and indole 2-carboxaldimines **I4_{Bn}cb**. Thus, treatment of the above compounds with KF, KHCO₃ and H₂O₂ led to corresponding alcohols in good yields, without further optimizations (Scheme 6, top). Furthermore, treatment of aldehydes (**P,I**)**13_{Bn}f** with KHMDS (1.2 equiv.) gave the corresponding aldols (**P-I**)**18_{Bn}f** in moderate yields (*dr* 1:1), without traces of the dehydrated products (Scheme 6, bottom).



Scheme 6. Synthetic applications.

Mechanistic investigations. The mechanism of C3-acylation was studied via DFT calculations^[46] for pyrrole **P3_{Bn}c** with trimethoxyvinylsilane used as alkene model. The generally accepted mechanism for the Murai reaction and its carbonylative variant involves a mononuclear Ru(0) complex as the first active species.^[47,48] We thus anticipated the conversion of the Ru₃(CO)₁₂ pre-catalyst into a mononuclear ruthenium carbonyl by Ru-Ru breaking and CO releasing,^[49] similarly to what previously assumed in the mechanistic study of the Murai reaction with furan substrates. Nevertheless, it should be noticed that the simplicity of the model employed may limit the scope of the calculations. The simplified calculated catalytic cycle is represented in Scheme 7, while the complete reaction free energy profile is presented as Supporting Information.



Scheme 7. Simplified catalytic cycle. Free energy values relative to the initial reactant, A.

The initial species in the proposed mechanism has the imine substrate coordinated to the Ru(CO)₃ fragment (**A** in the calculations). From **A**, there is an oxidative addition of the C3-H bond in the pyrrole ring to the metal center with formation of an hydride intermediate, complex **B**, in the opening step of the mechanism. Thus, the metal is formally oxidized from Ru⁰, in **A**, to Ru^{II}, in **B**. That is a fairly easy step with a barrier of 14 kcal/mol and a free energy balance of $\Delta G = 3$ kcal/mol. The reaction proceeds with olefin coordination followed by insertion into the Ru-H bond. Alkene coordination occurs with simultaneous break of imine coordination (intermediate **C**, see Supporting Information) and the insertion process results in a high energy intermediate where coordination of the newly formed alkyl ligand is stabilized by a C-H agostic interaction (intermediate **D**). Reoordination by the N_{imine} lone pair breaks the agostic interaction and results in the alkyl intermediate **E**.

That process overcomes a barrier of 23 kcal/mol associated with the transition state for olefin insertion (**TS_{CD}**). This is the highest energy transition state along the path and corresponds to the determining transition state of the process (**T_{DTS}**). Overall, alkene insertion into the hydride complex – from **B** to **E** – is a favorable process with $\Delta G = -11$ kcal/mol. The mechanism proceeds with CO insertion into the alkyl ligand in **E**, resulting in the acyl complex **F**. The CO insertion step is clearly endergonic with $\Delta G = 14$ kcal/mol and the corresponding transition state (**TS_{EF}**) has an energy of 13 kcal/mol relative to **A**, corresponding, thus, to a 21 kcal/mol barrier, measured from **E**. In the following step, a new CO molecule coordinates the metal, from **F** to **H**, in a very facile process with a transition state only 3 kcal/mol less stable than **F**. The resulting acyl complex, **H**, is the most stable species along the entire mechanism, being 22 kcal/mol more stable than the

initial reactant and corresponds to the determining intermediate in the process (TDI). In the final step, the acyl ligand inserts into the Ru–C_{ring} bond in a reductive elimination process that brings the metal back to its initial oxidation state, Ru⁰. This last step is endergonic ($\Delta G = 6$ kcal/mol) and overcomes a barrier of 21 kcal/mol, measured from the acyl intermediate, **H**, to the following transition **TS_{HI}** that is 1 kcal/mol more stable than **A**. The entire cycle is exergonic, the final species (**I**) being 16 kcal/mol more stable than the initial reagent (**A**) and has an overall barrier of 27 kcal/mol, measured from **H** to the transition state for olefin insertion of the following cycle, **TS_{CD}**. Closing of the cycle, with liberation of the acylated product and coordination of a new imine substrate, from **I** back to **A**, has a favorable free energy balance of $\Delta G = -2$ kcal/mol.

Comparison between the reductive elimination and the CO insertion steps starting from the common tricarbonyl intermediates deriving from furan imine **F3b** and pyrrole imine **P3_{Bn}b** after olefin insertion, shows that the barrier associated with the reductive elimination is higher than the one associated with the CO insertion, by 34 kcal/mol in the case of the furan imine and by 6 kcal/mol in the case of the pyrrole imine (Figure 2). This confirms that in the presence of CO atmosphere the reductive elimination step is always intrinsically disfavored with respect to CO insertion. This result is in line with the fact that furan imines of type **Fc** and **Fd** as well as pyrrole imines of type **P_{Bn}b** and **P_{Bn}c** showed successful acylative reactivity under the reaction conditions, but is not in accord with the behavior of the furan derivative of type **Fb**, which carries the aliphatic imine with amine tail. We speculate that the failure to observe acylative reactivity in this latter case has to be due to an energetically prohibitive step upstream in the cycle, probably at the alkene insertion stage. Conversely, successful alkylative reductive elimination – *i.e.* classic Murai reactivity – obtained carrying out the reaction in the absence of CO bubbling, could be obtained only in the case of the furan derivatives such as **F3b**, bearing an imine derived from an aliphatic amine in turn carrying a pending aliphatic amine tail, while it failed with the furan derivatives carrying the aromatic PMP imine as well as with all the pyrrole derivatives tested. These conclusions are also in line with the results obtained with 2-formyl-thiophene derivatives which have shown a similar reactivity trend to furfuryl derivatives depending on the imine used. It thus appears that, at least within the heterocyclopentadiene substrates investigated in our studies, the classic Murai reactivity can be achieved only when the following two features are met at the same time: furan (or thienyl) nucleus, and aliphatic imine with an amine tail. We speculate that a necessary – though not sufficient – condition to achieve the classic Murai reaction is the presence of an alkylamine-derived imine directing group, whose nitrogen atom stays coordinated to the Ru atom throughout the catalytic cycle, while the carbonylative Murai reaction necessarily involves the

decoordination of the imine nitrogen atom to allow alkene insertion.

Competition between CO insertion into the alkyl chain and into the coordinated pyrrole ring was also addressed by the calculations. The results indicate that the second process is clearly unfavorable, the energy difference between the respective transition states being of 10 kcal/mol (compare Figure S3 with S5 in SI).

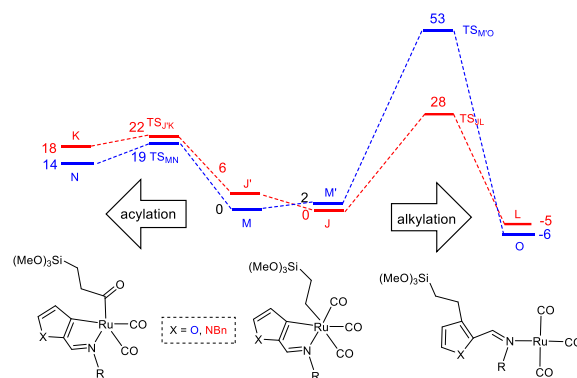
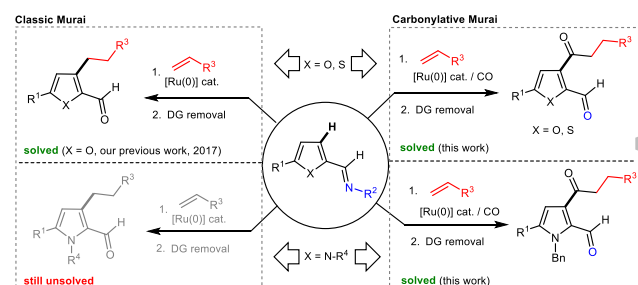


Figure 2. Free energy profile (kcal/mol) for the comparison between CO insertion into the alkyl ligand (left side) and insertion of the alkyl into the heterocyclic ring (right side), R = (CH₂)₂N(CH₂)₃.^[50]

Conclusion

In summary, this work showed that the carbonylative Murai reaction (*i.e.* the Ru(0)-catalyzed acylation in the presence of an alkene and excess carbon monoxide at atmospheric pressure) can be successfully accomplished at the C3 position of 2-formyl heterocyclopentadienes thanks to the easy installation of removable imine directing groups on the formyl function. The carbonylative C–H activation couplings developed in this study, greatly expand the scope of the Murai reaction on the heterocyclopentadienes, allowing to almost complete the puzzle comprising the possible alkylative and acylative combinations (Scheme 8).



Scheme 8. State of the art of the Murai reaction on 2-formyl heterocyclopentadiene after this work.

These results are of especial value, if we consider that the furan substrates are of direct biomass derivation

(furfural and hydroxymethylfurfural), and that pyrroles can be in turn obtained from furans. This work, summed with our previous study on the Murai reaction^[27] indicate that the outcome of these coupling reactions highly depend on the subtle interplay between the nature of the heteroatom of the heterocycle and on the nature of the directing imine function. DFT computations shed light on the complex mechanistic puzzle associated to these coupling reactions, although a definitive solution has to wait for further work. Future studies will be directed, inter alia, to achieve the fourth and last combination left unsolved: the classical Murai reaction from 2-formylpyrrole derivatives.

Experimental Section

General procedure for the Ru-catalyzed carbonylative Murai reaction.

To an ace pressure tube, dried under vacuum, was added the $\text{Ru}_3(\text{CO})_{12}$ (16 mg, 0.025 mmol, 5 mol%). The aldimine-furan, -pyrrole or -indole (0.5 mmol, 1 equiv.) dissolved in toluene (0.5 M), was then added followed by the vinyl partner (2–4 mmol, 4–8 equiv.). The solution was bubbled with CO gas for 5 min, before closing the sealing tube and heating at 120–135 °C for 16–24 h. The mixture was filtered over celite and washed with CH_2Cl_2 . The volatiles were removed under reduced pressure and the crude was then purified by column chromatography on (deactivated) silica gel affording the corresponding C3-acylated imine (or C3-acylated aldehyde).

Acknowledgements

The authors would like to acknowledge Horizon 2020 ERANet-LAC project CelluloseSynThech for financial support as well as CNRS, Sorbonne Université and Labex Michem (Investissements d'Avenir program under reference ANR-11-IDEX-0004-02). Support through CMST COST Action, CA15106 (CHAOS) is also gratefully acknowledged. L.F.V. acknowledges Fundação para a Ciência e Tecnologia, UID/QUI/00100/2013.

References

- [1] J. J. Bozell, G. R. Petersen, *Green Chem.* **2010**, *12*, 539–554.
- [2] B. Liu, Z. Zhang, *ChemSusChem* **2016**, *9*, 2015–2036.
- [3] L. T. Mika, E. Cséfalvay, Á. Németh, *Chem. Rev.* **2018**, *118*, 505–613.
- [4] T. A. Bender, J. A. Dabrowski, M. R. Gagné, *Nat. Rev. Chem.* **2018**, *2*, 35–46.
- [5] D. E. Resasco, B. Wang, D. Sabatini, *Nat. Catal.* **2018**, *1*, 731–735.
- [6] R. Mariscal, P. Maireles-Torres, M. Ojeda, I. Sádaba, M. L. Granados, *Energy Environ. Sci.* **2016**, *9*, 1144–1189.
- [7] X. Li, P. Jia, T. Wang, *ACS Catal.* **2016**, *6*, 7621–7640.
- [8] K. Yan, G. Wu, T. Lafleur, C. Jarvis, *Renew. Sustain. Energy Rev.* **2014**, *38*, 663–676.
- [9] A. Bohre, S. Dutta, B. Saha, M. M. Abu-Omar, *ACS Sustain. Chem. Eng.* **2015**, *3*, 1263–1277.
- [10] R.-J. van Putten, J. C. van der Waal, E. de Jong, C. B. Rasrendra, H. J. Heeres, J. G. de Vries, *Chem. Rev.* **2013**, *113*, 1499–1597.
- [11] L. Hu, L. Lin, Z. Wu, S. Zhou, S. Liu, *Renew. Sustain. Energy Rev.* **2017**, *74*, 230–257.
- [12] K. Gupta, R. K. Rai, S. K. Singh, *ChemCatChem* **2018**, *10*, 2326–2349.
- [13] X. Kong, Y. Zhu, Z. Fang, J. A. Kozinski, I. S. Butler, L. Xu, H. Song, X. Wei, *Green Chem.* **2018**, *20*, 3657–3682.
- [14] F. H. Isikgor, C. R. Becer, *Polym. Chem.* **2015**, *6*, 4497–4559.
- [15] T. Gensch, M. N. Hopkinson, F. Glorius, J. Wencel-Delord, *Chem. Soc. Rev.* **2016**, *45*, 2900–2936.
- [16] F. Roudesly, J. Oble, G. Poli, *J. Mol. Catal. Chem.* **2017**, *426*, 275–296.
- [17] C. Sambigao, D. Schönbauer, R. Blicke, T. Dao-Huy, G. Pototschnig, P. Schaaf, T. Wiesinger, M. F. Zia, J. Wencel-Delord, T. Besset, et al., *Chem. Soc. Rev.* **2018**, *47*, 6603–6743.
- [18] J. J. Dong, J. Roger, F. Požgan, H. Doucet, *Green Chem.* **2009**, *11*, 1832–1846.
- [19] D. Zhao, W. Wang, F. Yang, J. Lan, L. Yang, G. Gao, J. You, *Angew. Chem.* **2009**, *121*, 3346–3350.
- [20] N. A. B. Juwaini, J. K. P. Ng, J. Seayad, *ACS Catal.* **2012**, *2*, 1787–1791.
- [21] Y. Cheng, G. Li, Y. Liu, Y. Shi, G. Gao, D. Wu, J. Lan, J. You, *J. Am. Chem. Soc.* **2016**, *138*, 4730–4738.
- [22] Y. Shang, X. Jie, J. Zhou, P. Hu, S. Huang, W. Su, *Angew. Chem. Int. Ed.* **2013**, *52*, 1299–1303.
- [23] X. Jie, Y. Shang, P. Hu, W. Su, *Angew. Chem. Int. Ed.* **2013**, *52*, 3630–3633.
- [24] Y. Kuninobu, K. Kikuchi, Y. Tokunaga, Y. Nishina, K. Takai, *Tetrahedron* **2008**, *64*, 5974–5981.
- [25] L. Cuesta, T. Soler, E. P. Urriolabeitia, *Chem. – Eur. J.* **2012**, *18*, 15178–15189.
- [26] H. Wang, G. Wang, P. Li, *Org. Chem. Front.* **2017**, *4*, 1943–1946.
- [27] C. Pezzetta, L. F. Veiros, J. Oble, G. Poli, *Chem. – Eur. J.* **2017**, *23*, 8385–8389.
- [28] F. Siopa, V.-A. R. Cladera, C. A. M. Afonso, J. Oble, G. Poli, *Eur. J. Org. Chem.* **2018**, *2018*, 6101–6106.
- [29] J. M. J. M. Ravasco, C. M. Monteiro, F. Siopa, A. F. Trindade, J. Oble, G. Poli, S. P. Simeonov, C. A. M. Afonso, *ChemSusChem* **2019**, *12*, 4629–4635.
- [30] S. Murai, F. Kakiuchi, S. Sekine, Y. Tanaka, A. Kamatani, M. Sonoda, N. Chatani, *Nature* **1993**, *366*, 529–531.

- [31] F. Kakiuchi, S. Murai, *Acc. Chem. Res.* **2002**, *35*, 826–834.
- [32] X.-F. Wu, H. Neumann, *ChemCatChem* **2012**, *4*, 447–458.
- [33] F. Liew, M. E. Martin, R. C. Tappel, B. D. Heijstra, C. Mihalcea, M. Köpke, *Front. Microbiol.* **2016**, *7*, DOI 10.3389/fmicb.2016.00694.
- [34] T. Fukuyama, N. Chatani, F. Kakiuchi, S. Murai, *J. Org. Chem.* **1997**, *62*, 5647–5650.
- [35] A. Haito, M. Yamaguchi, N. Chatani, *Asian J. Org. Chem.* **2018**, *7*, 1315–1318.
- [36] H. Gilman, N. O. Calloway, R. R. Burtner, *J. Am. Chem. Soc.* **1935**, *57*, 906–907.
- [37] M. del', K. Pina, V. A. Budylin, M. Rodrigues, P. B. Terent'ev, Yu. G. Bundel', *Chem. Heterocycl. Compd.* **1989**, *25*, 142–146.
- [38] T.-Y. Yuen, S. E. Eaton, T. M. Woods, D. P. Furkert, K. W. Choi, M. A. Brimble, *Eur. J. Org. Chem.* **2014**, *2014*, 1431–1437.
- [39] J. Roger, H. Doucet, *Adv. Synth. Catal.* **2009**, *351*, 1977–1990.
- [40] D. Ghosh, H. M. Lee, *Org. Lett.* **2012**, *14*, 5534–5537.
- [41] B.-T. Luo, H. Liu, Z.-J. Lin, J. Jiang, D.-S. Shen, R.-Z. Liu, Z. Ke, F.-S. Liu, *Organometallics* **2015**, *34*, 4881–4894.
- [42] N. Kaloğlu, M. Kaloğlu, M. N. Tahir, C. Arıcı, C. Bruneau, H. Doucet, P. H. Dixneuf, B. Çetinkaya, İ. Özdemir, *J. Organomet. Chem.* **2018**, *867*, 404–412.
- [43] B. Li, K. Seth, B. Niu, L. Pan, H. Yang, H. Ge, *Angew. Chem. Int. Ed.* **2018**, *57*, 3401–3405.
- [44] R. Sala, F. Roudesly, L. F. Veiros, G. Broggini, J. Oble, G. Poli, **2019**, DOI 10.26434, *ChemRxiv* 11342096.v1.
- [45] Codification of the compounds complies with the following logic: in compounds, the letters **F**, **P**, **I** and **T** refer to the furfural, pyrrole, indole and thiophene core, respectively. In compounds **4-18 xy**, **x** refers to the imine starting material and **y** refers to the olefin introduced.
- [46] Parr, R. G.; Yang, W. *Density Functional Theory of Atoms and Molecules*; Oxford University Press: New York, 1989. DFT calculations at the M06/[3-21G(f), 6-311++G(d,p)]//PBE0/[SDD(f), 6-31G(d,p)] level were performed using the GAUSSIAN 09 package. Solvent effects (toluene) were considered by means of the PCM model. A complete account of the computational details and the corresponding list of references are provided as SI.
- [47] U. Helmstedt, E. Clot, *Chem. – Eur. J.* **2012**, *18*, 11449–11458.
- [48] For a previous density functional study of the Murai reaction, see: a) T. Matsubara, N. Koga, D. G. Musaev, K. Morokuma, *J. Am. Chem. Soc.* **1998**, *120*, 12692–12693; b) T. Matsubara, N. Koga, D. G. Musaev, K. Morokuma, *Organometallics* **2000**, *19*, 2318–2329.
- [49] L. Álvarez-Rodríguez, J. A. Cabeza, P. García-Álvarez, E. Pérez-Carreño, D. Polo, *Inorg. Chem.* **2015**, *54*, 2983–2994.
- [50] **J** and **J'** correspond to the same alkyl complex, with different conformation of the alkyl ligand.

FULL PAPER

Ru-Catalyzed Carbonylative Murai Reaction:
Directed C3-Acylation of Biomass-Derived 2-
Formyl Heteroaromatics*Adv. Synth. Catal.* **Year**, *Volume*, Page – PageRoberto Sala, Fares Roudesly, Luis F. Veiros,
Gianluigi Broggini, Julie Oble,* and Giovanni
Poli*