

# Regio- and stereocontrolled synthesis of novel 3-sulfonamido-2,3,4,5-tetrahydro-1,5-benzothiazepines from 2-(bromomethyl)- or 2-(sulfonyloxymethyl)aziridines†

Michinori Karikomi,‡ Matthias D'hooghe, Guido Verniest and Norbert De Kimpe\*

Received 11th March 2008, Accepted 12th March 2008

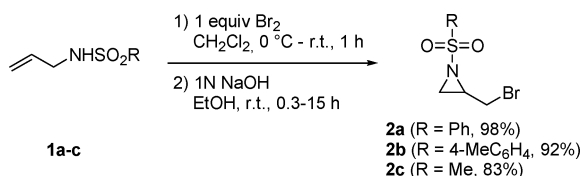
First published as an Advance Article on the web 16th April 2008

DOI: 10.1039/b804246m

2-(Bromomethyl)-1-sulfonylaziridines were converted into novel 3-sulfonamido-2,3,4,5-tetrahydro-1,5-benzothiazepines upon treatment with 2-aminothiophenol in THF in the presence of  $K_2CO_3$ . Starting from 3-substituted 2-(sulfonyloxymethyl)aziridines, a regio- and stereocontrolled synthesis of *trans*-2-phenyl- and *trans*-4-(phenyl or propyl)-3-sulfonamido-2,3,4,5-tetrahydro-1,5-benzothiazepines was developed in good yields *via* two different reaction pathways, depending on the nature of the sulfonyloxy group.

1,5-Benzothiazepines<sup>1</sup> comprise an important class of heterocycles due to the existence of several biologically active representatives such as Diltiazem<sup>2</sup> and Thiazesim.<sup>3</sup> Also their 3-amino derivatives have received considerable interest, especially from a medicinal point of view.<sup>4</sup> Whereas several approaches are available towards the synthesis of 1,5-benzothiazepines,<sup>5</sup> the preparation of the 3-amino-1,5-benzothiazepine skeleton remains an unexplored field of chemistry.<sup>4a</sup> In continuation of our interest in 2-(halomethyl)aziridines<sup>6</sup> and 2-(halomethyl)oxiranes<sup>7</sup> as three-carbon building blocks in organic synthesis, their reactivity with regard to 2-aminothiophenol was investigated in the present report.

2-(Bromomethyl)aziridines **2a–c** were prepared in high yields starting from allylsulfonamides **1** upon treatment with 1 equiv of bromine in dichloromethane, followed by ring closure of the resulting intermediate 2,3-dihalopropylsulfonamides by means of aqueous sodium hydroxide in ethanol at room temperature for 0.3 to 15 hours (Scheme 1).<sup>8</sup>



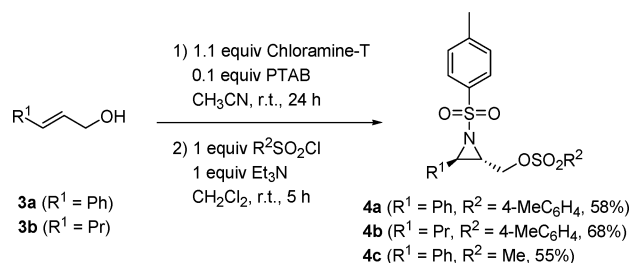
Scheme 1

Department of Organic Chemistry, Faculty of Bioscience Engineering, Ghent University, Belgium. E-mail: norbert.dekimpe@UGent.be; Fax: +32 9 264 6243; Tel: +32 9 264 5951

† Electronic supplementary information (ESI) available: Experimental details and characterisation data for compounds **6–8**. See DOI: 10.1039/b804246m

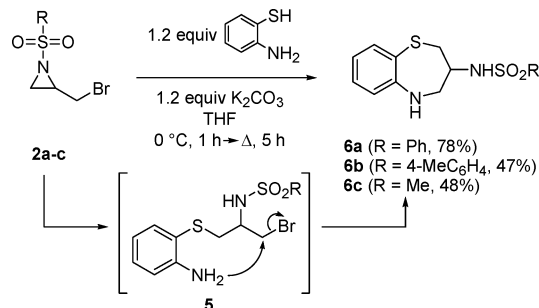
‡ On leave from Utsunomiya University, Department of Applied Chemistry, Faculty of Engineering, Japan.

Also *trans*-3-substituted 2-(sulfonyloxymethyl)aziridines were prepared as substrates for the synthesis of 3-amino-1,5-benzothiazepines. Aziridination of allylic alcohols **3** by treatment with 1.1 equiv of chloramine-T trihydrate<sup>9</sup> in acetonitrile in the presence of 0.1 equiv of phenyltrimethylammonium bromide (PTAB) afforded the corresponding 2-(hydroxymethyl)-1-tosylaziridines, which were subsequently sulfonylated upon reaction with 1 equiv of tosyl or mesyl chloride in dichloromethane in the presence of  $Et_3N$  at room temperature towards 2-(sulfonyloxymethyl)aziridines **4a–c** (Scheme 2).

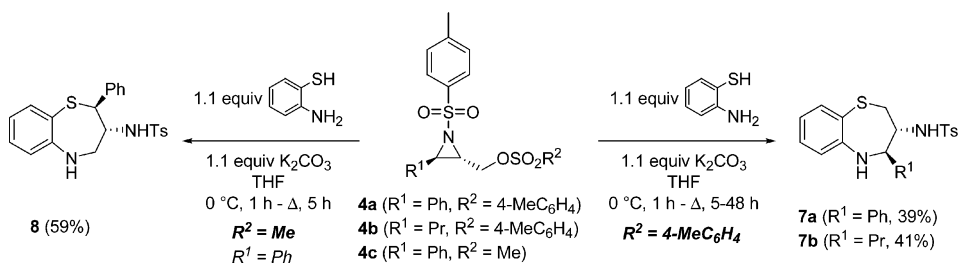


Scheme 2

Treatment of 2-(bromomethyl)aziridines **2** with 1.2 equiv of 2-aminothiophenol in THF in the presence of potassium carbonate provided an easy access to 3-sulfonamido-2,3,4,5-tetrahydro-1,5-benzothiazepines **6** after reflux for 5 hours (Scheme 3). Starting from 1-arenesulfonylaziridines **2a–b**, the presence of the corresponding acyclic intermediates **5** could be confirmed by means of <sup>1</sup>H NMR spectroscopy, implying that the formation of benzothiazepines **6** proceeds through initial attack of the sulfur atom of 2-aminothiophenol onto the less hindered aziridine carbon atom in substrates **2**, followed by nucleophilic displacement of bromide by the amino group (Scheme 3). Benzothiazepine **6a** was obtained as a 5 : 2 mixed crystal with toluene upon recrystallization from toluene.<sup>10</sup>



Scheme 3



Scheme 4

This approach was further elaborated towards *trans*-disubstituted 2,3,4,5-tetrahydro-1,5-benzothiazepines **7** and **8** starting from *trans*-2,3-disubstituted aziridines **4**. Surprisingly, treatment of 2-(sulfonyloxymethyl)aziridines **4a** and **4b** with 1.1 equiv of 2-aminothiophenol in THF in the presence of 1.1 equiv of  $K_2CO_3$  afforded 4-substituted 3-aminobenzothiazepines **7a,b**, whereas aziridine **4c** was transformed into 2-phenyl-3-aminobenzothiazepine **8** applying the same reaction conditions (Scheme 4). In both cases, no traces of the other regioisomers were identified in the reaction mixtures.

Apparently, tosylates **4a** and **4b** are more reactive as compared to mesylate **4c**. Indeed, 2-(tosyloxymethyl)aziridines **4a,b** undergo initial nucleophilic displacement of the tosyloxy group by means of 2-aminothiophenol towards intermediate aziridines **9**, which cyclise spontaneously to afford 4-substituted 3-aminobenzothiazepines **7** (pathway **a**, Scheme 5). On the other hand, 2-(mesyloxymethyl)aziridine **4c** suffers from initial ring opening by 2-aminothiophenol at the benzylic position towards acyclic intermediate **10**, followed by cyclization upon nucleophilic substitution of the mesyloxy moiety (pathway **b**, Scheme 5).

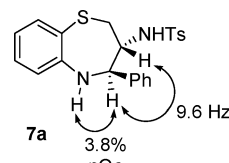


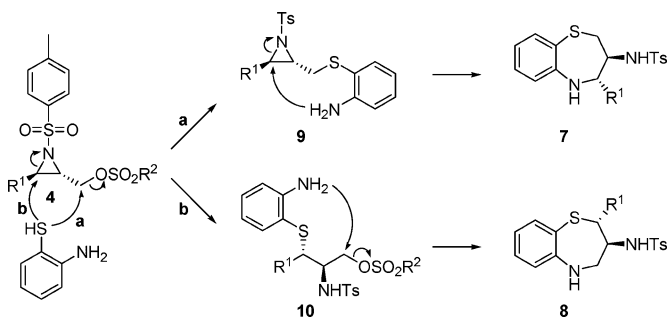
Fig. 1

compounds **7** and of 9.2 Hz between H-2 and H-3 for compound **8**.

In conclusion, a highly efficient synthesis of 3-sulfonamido-2,3,4,5-tetrahydro-1,5-benzothiazepines has been accomplished starting from easily accessible aziridine substrates. Furthermore, this approach can be applied successfully for the regio- and stereocontrolled synthesis of *trans*-2- or *trans*-4-substituted 3-sulfonamido-2,3,4,5-tetrahydro-1,5-benzothiazepines by choice of the appropriate leaving group.

## Notes and references

- For reviews on 1,5-benzothiazepines, see: (a) A. Levai, *J. Heterocycl. Chem.*, 2000, **37**, 199; (b) A. Levai, *Pharmazie*, 1999, **54**, 719.
- M. Chaffman and R. N. Brogden, *Drugs*, 1985, **29**, 387.
- S. Y. Dike, D. H. Ner and A. Kumar, *Bioorg. Med. Chem. Lett.*, 1991, **1**, 383.
- (a) J. Slade, J. L. Stanton, D. Ben-David and G. C. Mazzenga, *J. Med. Chem.*, 1985, **28**, 1517; (b) K. Bajaj, V. K. Srivastava, S. Lata, R. Chandra and A. Kumar, *Indian J. Chem., Sect. B*, 2003, **42**, 1723.
- (a) M. M. Baag, M. K. Sahoo, V. G. Puranik and N. P. Argade, *Synthesis*, 2007, 457; (b) O. Prakash, A. Kumar, A. Sadana, R. Prakash, S. P. Singh, R. M. Claramunt, D. Sanz, I. Alkorta and J. Elguero, *Tetrahedron*, 2005, **61**, 6642; (c) M. Sindler-Kulyk and D. C. Neckers, *J. Org. Chem.*, 1982, **47**, 4914.
- (a) M. Karikomi and N. De Kimpe, *Tetrahedron Lett.*, 2000, **41**, 10295; (b) M. D'hooghe, A. Waterinckx and N. De Kimpe, *J. Org. Chem.*, 2005, **70**, 227; (c) M. D'hooghe, T. Vanlangendonck, K. W. Törnroos and N. De Kimpe, *J. Org. Chem.*, 2006, **71**, 4678; (d) M. D'hooghe and N. De Kimpe, *Chem. Commun.*, 2007, 1275.
- M. Karikomi, S. Yamori and T. Toda, *Heterocycles*, 1993, **35**, 619.
- (a) W. J. Gensler, *J. Am. Chem. Soc.*, 1948, **70**, 1843; (b) M. D'hooghe, I. Kerkaert, M. Rottiers and N. De Kimpe, *Tetrahedron*, 2004, **60**, 3637.
- (a) T. Ando, S. Minakata, I. Ryu and M. Komatsu, *Tetrahedron Lett.*, 1998, **39**, 309; (b) T. Ando, D. Kano, S. Minakata, I. Ryu and M. Komatsu, *Tetrahedron*, 1998, **54**, 13485; (c) D. P. Albane, P. S. Aujla, P. C. Taylor, S. Challenger and A. M. Derrick, *J. Org. Chem.*, 1998, **63**, 9569; (d) S. I. Ali, M. D. Nikalje and A. Sudalai, *Org. Lett.*, 1999, **1**, 705; (e) A. V. Gontcharov, H. Liu and K. B. Sharpless, *Org. Lett.*, 1999, **1**, 783; (f) V. V. Thakur and A. Sudalai, *Tetrahedron Lett.*, 2003, **44**, 989; (g) G. D. K. Kumar and S. Baskaran, *Chem. Commun.*, 2004, 1026; (h) S. L. Jain, V. B. Sharma and B. Sain, *Tetrahedron Lett.*, 2004, **45**, 8731; (i) H. Wu, L.-W. Xu, C.-G. Xia, J. Ge, W. Zhou and L. Yang,



Scheme 5

The structural identity of benzothiazepines **7** and **8** was confirmed by means of detailed one- and two-dimensional NMR spectroscopic analysis. For example, the presence of cross-peaks in the COSY-spectrum of 4-phenylbenzothiazepine **7a** between the NH and the C-4 benzylic proton supported the assigned substitution pattern (Fig. 1). A NOE-effect of 3.8% between the same two protons proved this assignment to be correct. Similarly, cross-peaks between the NH proton and the adjacent methylene protons supported the structure of benzothiazepine **8** bearing a phenyl group at the 2-position. For both benzothiazepines **7** and **8**, the relative configuration was assigned as *trans* based on the large vicinal coupling constants of 9.6 Hz between H-3 and H-4 for

*Catal. Commun.*, 2005, **6**, 221; (j) S. L. Jain, J. K. Joseph and B. Sain, *J. Mol. Catal. A*, 2006, **256**, 16; (k) S. L. Jain and B. Sain, *Green Chem.*, 2006, **8**, 943.

10 Spectroscopic data for 3-aminobenzothiazepine **6a**.  $^1\text{H}$  NMR (270 MHz,  $\text{CDCl}_3$ ):  $\delta$  2.60 (1H, ddd,  $J = 14.5, 4.9, 1.3$  Hz); 2.75 (1H, dd,  $J = 14.5, 2.6$  Hz); 2.93 (1H, dd,  $J = 13.9, 1.6$  Hz); 3.31 (1H, m); 3.64 (1H, m); 3.91 (1H, m); 6.00 (1H, d,  $J = 10.2$  Hz); 6.77 (1H, dd,  $J = 7.9,$

1.0 Hz); 6.85 (1H, td,  $J = 7.9, 1.0$  Hz); 7.10 (1H, td,  $J = 7.9, 1.0$  Hz); 7.36 (1H, dd,  $J = 7.6, 1.3$  Hz); 7.56 (3H, m); 7.96 (2H, m).  $^{13}\text{C}$  NMR (68 MHz,  $\text{CDCl}_3$ ):  $\delta$  37.0, 51.4, 52.0, 120.6, 122.1, 125.1, 126.9, 128.5, 129.3, 132.8, 132.9, 141.6, 151.3. IR (neat,  $\text{cm}^{-1}$ ):  $\nu = 3320, 1588, 1475, 1323$ . MS (70 eV):  $m/z$  (%): 320 ( $\text{M}^+$ , 5); 243 (39); 203 (100). Anal. Calcd for  $\text{C}_{15}\text{H}_{16}\text{N}_2\text{O}_2\text{S}_2 \cdot 0.4\text{C}_7\text{H}_8$ : C 59.84, H 5.42, N 7.84. Found: C 58.86, H 5.65, N 7.76%.