


Chemical Science

Accepted Manuscript

Downloaded on 09 September 2012
Published on 20 August 2012 on <http://pubs.rsc.org> | doi:10.1039/C2SC20903A



This is an *Accepted Manuscript*, which has been through the RSC Publishing peer review process and has been accepted for publication.

Accepted Manuscripts are published online shortly after acceptance, which is prior to technical editing, formatting and proof reading. This free service from RSC Publishing allows authors to make their results available to the community, in citable form, before publication of the edited article. This *Accepted Manuscript* will be replaced by the edited and formatted *Advance Article* as soon as this is available.

To cite this manuscript please use its permanent Digital Object Identifier (DOI®), which is identical for all formats of publication.

More information about *Accepted Manuscripts* can be found in the [Information for Authors](#).

Please note that technical editing may introduce minor changes to the text and/or graphics contained in the manuscript submitted by the author(s) which may alter content, and that the standard [Terms & Conditions](#) and the [ethical guidelines](#) that apply to the journal are still applicable. In no event shall the RSC be held responsible for any errors or omissions in these *Accepted Manuscript* manuscripts or any consequences arising from the use of any information contained in them.

Cite this: DOI: 10.1039/c0xx00000x

www.rsc.org/xxxxxx

EDGE ARTICLE

Design and Preparation of New Palladium Precatalysts for C-C and C-N Cross-Coupling Reactions

Nicholas C. Bruno,^a Matthew T. Tudge^{*b} and Stephen L. Buchwald^{*a}

Received (in XXX, XXX) Xth XXXXXXXXX 20XX, Accepted Xth XXXXXXXXX 20XX

DOI: 10.1039/b000000x

A series of easily prepared, phosphine-ligated palladium precatalysts based on the 2-aminobiphenyl scaffold have been prepared. The role of the precatalyst-associated labile halide (or pseudohalide) in the formation and stability of the palladacycle has been examined. It was found that replacing the chloride in the previous version of the precatalyst with a mesylate leads to a new class of precatalysts with improved solution stability and that are readily prepared from a wider range of phosphine ligands. The differences between the previous version of precatalyst and that reported here are explored. In addition, the reactivity of the latter is examined in a range of C-C and C-N bond forming reactions.

Introduction

Over the past thirty years palladium-catalyzed coupling reactions have become powerful tools for generating carbon-carbon and carbon-heteroatom bonds.^{1,2} Key to the success of such couplings is the efficient generation of a phosphine-ligated Pd(0) species to enter into the catalytic cycle. Common commercially available Pd(0) sources such as Pd₂(dba)₃ and Pd(PPh₃)₄ contain ligands that can interfere with the reaction.³ Commercial Pd₂(dba)₃ has also recently been shown to contain varying amounts of Pd nanoparticles and free dba.⁴ To avoid this problem, Pd(II) sources, such as Pd(OAc)₂ and PdCl₂, are sometimes used, though these must be reduced *in-situ*. Often the efficiency of these reductions is inadequate for a wide range of coupling reactions.

Recently, solutions to the problem of catalyst activation have taken the form of readily activated palladium precatalysts. Many such systems have been reported, including the pyridine-stabilized NHC precatalysts (PEPPSI)⁵, ligated allylpalladium chloride precatalysts,⁶ imine-derived precatalysts⁷, and the palladacycle-based precatalysts **1** and **2** previously reported by our group (Figure 1).^{8,9} Each of these species is a pre-ligated air and moisture stable Pd(II) source, which forms a ligated Pd(0) species *in-situ* when exposed to base.

While both MIT chemists and the Merck Process Group have successfully employed palladacyclic precatalysts in various transformations, those previously reported versions still suffer from drawbacks. For example, the first reported synthesis of **1** required three steps and involved the handling of organometallic intermediates. Recently, Vicente reported a deft alternative procedure for the synthesis of **1**, which involved a C-H activation/cyclopalladation sequence starting from Pd(OAc)₂.^{10,11,12} However this procedure also required the use of triflic acid and an additional ion exchange step.

In 2010 we developed a class of biarylamine-derived precatalysts **2** as a more convenient alternative to **1**. A similar C-H activation/cyclopalladation sequence, as discovered by

Albert,^{13,14} also provides access to precatalyst **2** in a one-pot procedure from Pd(OAc)₂ which does not require the handling of any organometallic intermediates. Precatalysts of type **2**, however, cannot be generated with larger ligands such as *t*BuXPhos and BrettPhos. Additionally, these precatalysts are not stable in solution for extended periods of time. Thus, access to a precatalyst system with enhanced stability and broader range of ligands would be highly desirable. Herein we report the development of a series of novel precatalysts based on a cyclopalladated 2-aminobiphenylmesylate backbone.

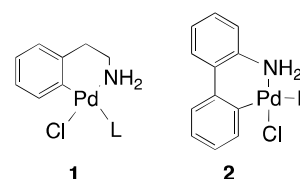


Figure 1. Related precatalysts⁸⁻⁹ previously reported by the MIT group

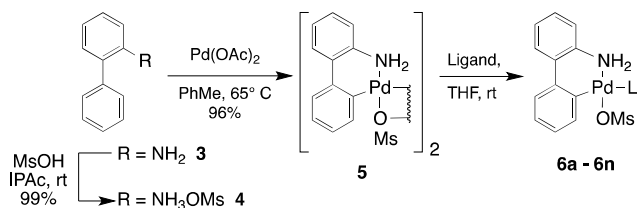
Results and Discussion

We postulated that precatalysts related to **2** that incorporated larger ligands might be accessible by rendering the Pd(II) center more electron-poor *via* replacement of the chloride with a more electron-withdrawing species. Additionally, we thought that a non-coordinating anion could allow for the incorporation of larger ligands by making the palladium center less sterically encumbered. After evaluating a variety of halides and pseudohalides, it was ultimately found that palladium precatalysts that are analogues of **2** with the chloride replaced by a methanesulfonate group (Scheme 1, **6a** – **6n**) could be readily prepared with both BrettPhos and *t*BuXPhos. Moreover, this new class of precatalyst allowed us to meet our secondary goal: to

View Online

retain the ease of preparation and stability of precatalysts of general structure **2**. As detailed in Scheme 1, μ -OMs dimer **5** is generated in high yield from commercially available 2-aminobiphenyl **3** via a sequence involving mesylate salt formation and cyclopalladation. To demonstrate the practicality of this process, the reaction was performed with 315 grams of mesylate salt **4** to afford 417 grams μ -OMs **5** (96% yield) after isolation directly from the reaction mixture. Reactions of a wide array of synthetically important ligands with μ -OMs **5** in THF or dichloromethane proceed smoothly (15 – 45 minutes) to afford the desired palladacycle precatalyst **6**.

Scheme 1. Preparation of Mesylate Precatalysts



Because of their versatility and broad applicability as ligands for palladium-catalyzed reactions, **L1** – **L14** (Figure 2) were selected as an ideal set of ligands to test for compatibility with our mesylate precatalyst structure **6**. We found that all of the ligands in combination with **5** afforded precatalysts **6a** – **6n** in excellent yields with short reaction times. In fact, due to their high solubility and fast rate of formation, precatalysts **6a** – **6n** can also be prepared and used *in-situ*, directly from μ -OMs dimer **5**. This operationally facile process should allow for rapid testing of

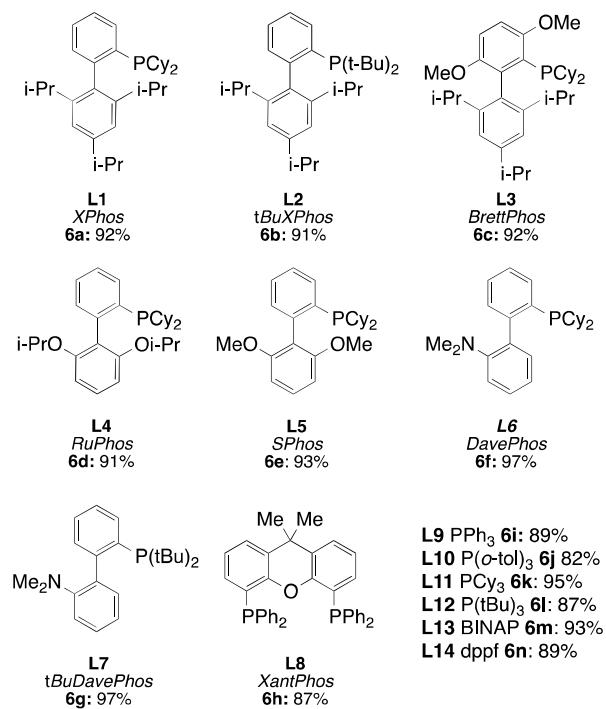


Figure 2. Ligands from which precatalyst **6** was prepared and isolated yields of precatalysts

an array of ligands for a desired chemical transformation using a single palladium precursor.

To date the only ligands that have proven difficult to incorporate into this precatalyst system are the extremely bulky phosphines *t*BuBrettPhos and RockPhos, partially due to their propensity to rearrange when coordinated to Pd(II).¹⁵

In order to investigate the role of the mesylate anion leading to the broader scope of ligands that can be incorporated into precatalysts **6**, we carried out ¹H NMR studies of *d*⁵-pyridine complexes derived from μ -dimers **5** and **7**. As shown in Figure 3, treatment of 0.05 mmol samples of μ -dimers **5** and **7** with 10 μ L of *d*⁵-pyridine in 0.75 mL CD₂Cl₂ afforded the *d*⁵-pyridine complexes **8** and **9** *in situ*. The resonance for the NH₂ group of complex **9** is shifted downfield by 0.76 ppm units relative to that of complex **8**, suggesting a more electron deficient palladium center is present in **9**.

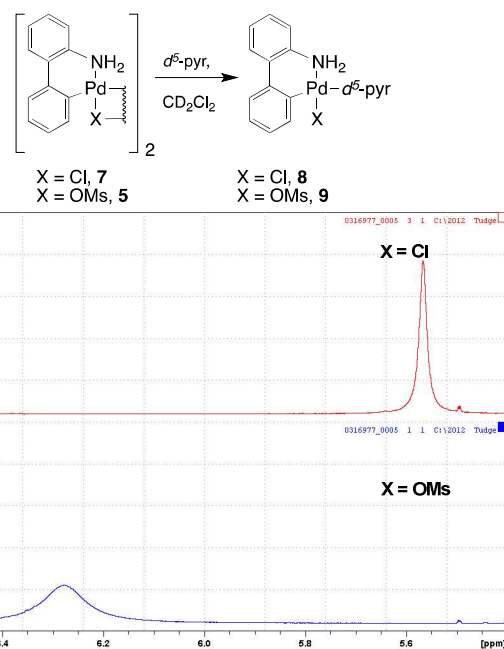


Figure 3. ¹H spectra of *in-situ* generated **8** and **9** showing a downfield shift of the amine protons of 0.76 ppm for **9** relative to **8**.

Single crystal X-ray crystal structures of precatalyst **2** with **L1** as the supporting ligand, **2**•**L1**, **2** with BINAP as the supporting ligand, **2**•**L13**, and precatalysts **6a**, **6b**, **6c** and **6m** provide additional structural evidence suggesting enhanced electrophilicity of the palladium mesylate center. All of these complexes feature a tetracoordinate palladium (II) center with slightly distorted square planar geometries. In the case of **2**•**L1**, **6a**, **6b**, and **6c** the 2-aminobiphenyl ligand chelates the palladium center and in each species the phosphine ligand is in the *cis* conformation relative to the aryl moiety of the 2-aminobiphenyl carbon bound to palladium. It is also worth noting that in each of these species the corresponding Pd-P, Pd-N and Pd-C bond lengths are nearly identical to each other between the four complexes. In **2**•**L1** and **6a** the chloride and mesylate anions are bound to palladium with bond lengths of 2.412 Å and 2.184 Å respectively (figure 4). While the two species are structurally

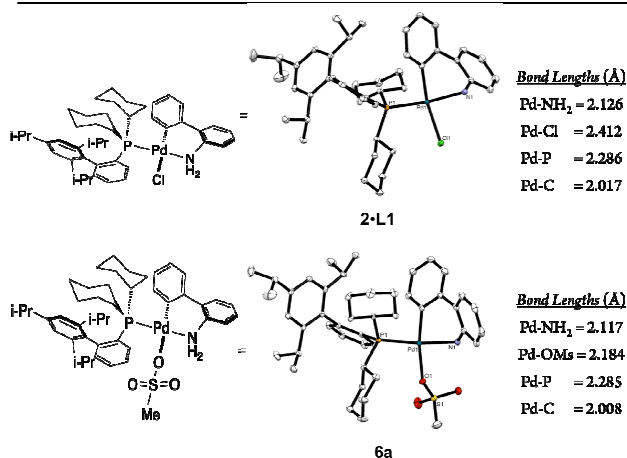


Figure 4. Crystallographically-determined X-ray structure representations of **6a** and **2•L1** and relevant bond lengths (thermal ellipsoid plot at 50% probability, hydrogen atoms are omitted)

very similar, preliminary *in-silico* studies indicate that the palladium center in **6a** is a more electron deficient species.¹⁶

The differences between **2** and **6** are pronounced in chelating bis-phosphines. In **6m** both phosphines of the BINAP ligand are coordinated to the palladium center with the mesylate anion dissociated (Pd-O bond distance = 3.359 Å) (Figure 6). This is in contrast to **2•L13**, where chloride ligand does not dissociate and remains bound to the palladium center, while the amine moiety of the 2-aminobiphenyl ligand is displaced by one of the phosphine groups of the BINAP ligand. That one of the phosphines of BINAP and the 2-amino group are hemilabile in **2•L13** is seen in its ³¹P NMR spectrum in chloroform, where two rapidly exchanging species (one sharp doublet at 15 ppm (*J*_{P-P} = 15.3) and a broad singlet at 36 ppm) are observed.

Examining the structures of **6b** and **6c**, precatalysts of which the analogous **2** cannot be made (Figure 6), the mesylate anion dissociates from palladium, allowing the palladium center to accommodate the very bulky ligands **L2** and **L3**. To occupy

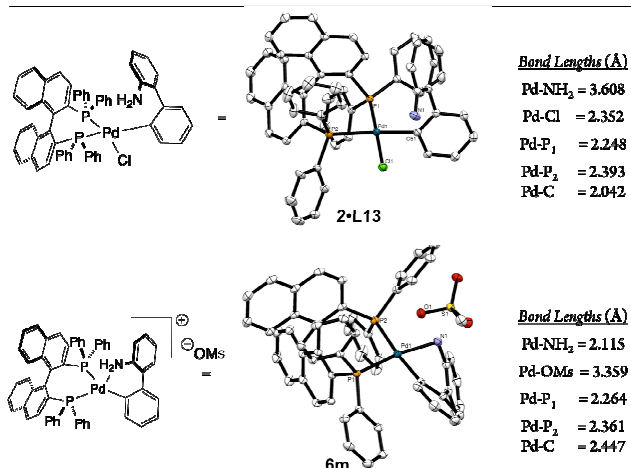


Figure 5. Crystallographically-determined X-ray structure representations of **2•L13** and **6m** and relevant bond lengths (thermal ellipsoid plot at 50% probability, hydrogen atoms are omitted)

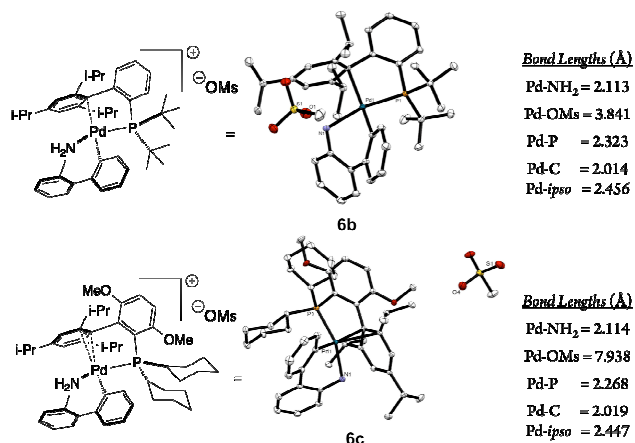
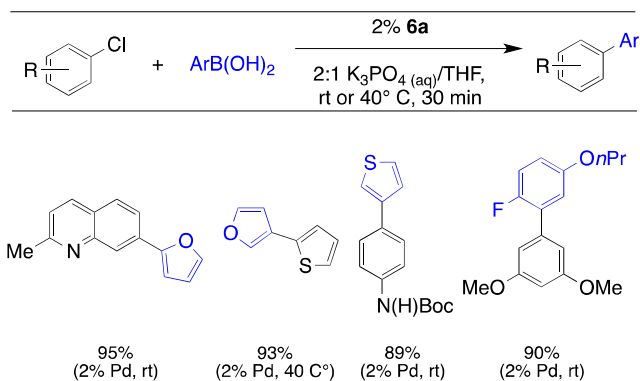


Figure 6. Crystallographically-determined X-ray structure representations of **6b** and **6c** and relevant bond lengths (thermal ellipsoid plot at 50% probability, hydrogen atoms are omitted)

the fourth coordination site left vacant by the dissociated mesylate the palladium coordinates to the *ipso* carbon of the of the triisopropylphenyl ring. It is likely that **6** can accommodate these larger ligands while **2** cannot due to the inability of the chloride to dissociate from the palladium center while the mesylate anion can.

With a series of mesylate precatalysts **6** in hand, we examined their efficiency in various cross-coupling reactions. Biaryl phosphine ligand **L1** (XPhos) has been application in a broad range of transition metal-catalyzed C-C and C-N bond forming processes.¹⁷⁻¹⁹ To test the utility of XPhos precatalyst **6a**, we evaluated its performance in the Suzuki-Miyaura coupling of unstable boronic acids that are extremely prone to protodeboronation.⁹ The success of this coupling process, as reported, was dependent on the extremely fast activation of the XPhos precatalyst of type **2** at room temperature in conjunction with its high level of catalytic activity. With the analogous XPhos-derived mesylate precatalyst **6e**, unstable boronic acids could be coupled with electron-rich, sterically-hindered, and heteroaryl chlorides under mild conditions (rt → 40° C) with

Table 1. Suzuki-Miyaura Coupling of Unstable Boronic Acids with **6a**^a



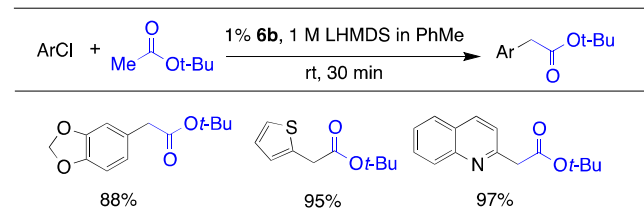
^a aryl chloride (1 mmol), boronic acid (1.5 mmol), precatalyst **6a** (2%), THF (2 mL), 0.5 M K₃PO₄ (4 mL); average isolated yield of two runs

View Online

short reaction times (30 minutes) and in high yields similar to the previously reported results (Table 1).

The *t*-butyl-substituted version of **L1**, **L2** (tBuXPhos), has also been utilized in a range of transformations including vinyl trifluoromethylations,²⁰ α -arylations,²¹ the amination of heteroaryl halides,²² and arylation of sulfonamides.²³ In 2008 the

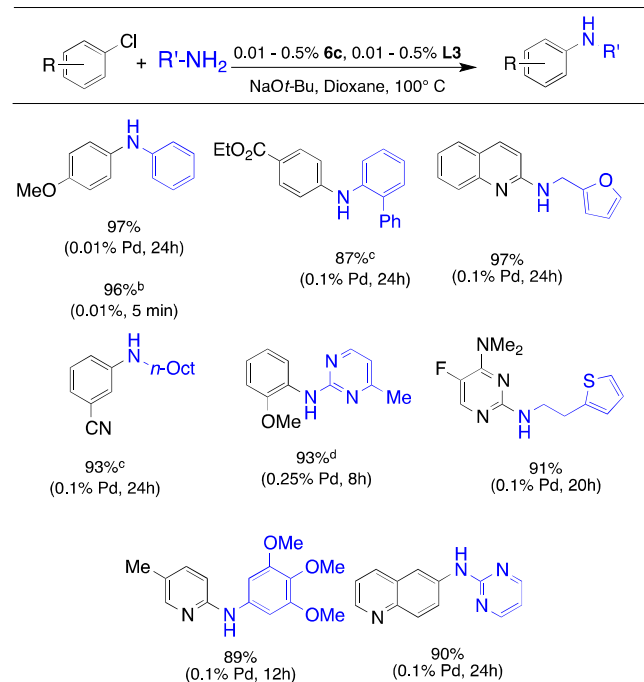
Table 2. Arylation of *t*-Butyl Acetate Catalyzed by **6b** at Room Temperature^a



^a aryl chloride (0.5 mmol), *t*BuOAc (0.75 mmol), 1 M LHMDS in PhMe (1.5 mL), **6b** (1 mol %), average isolated yield of two runs

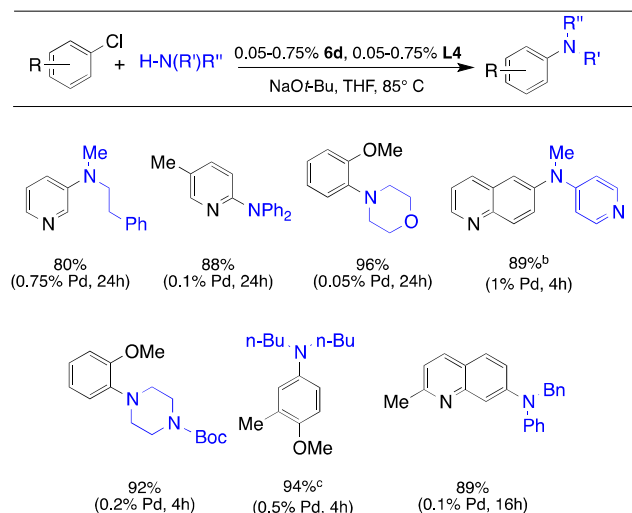
Palladium-catalyzed C-N coupling reactions are powerful tools in both industry and academia. Recent work by our group has shown **L3** and **L4** to be highly efficient supporting ligands for Pd in the coupling of primary amines and secondary amines, respectively.²⁴⁻²⁶ Novel palladacycle precatalysts **6c** and **6d** are also extremely effective in the coupling of primary (Table 3) and secondary (Table 4) amines with aryl halides, even at very low

Table 3. Arylation of Primary Amines with **6c/L3**^a



^a aryl chloride (1 mmol), amine (1.2 mmol), NaOt-Bu, (1.2 mmol), **6c** (0.01 – 0.5%), **L3** (0.01 – 0.5%), dioxane (1 mL) 100 °C; ^b aryl iodide (1 mmol), amine (1.4 mmol), NaOt-Bu, (1.4 mmol), toluene (1 mL) 100 °C; ^c Cs₂CO₃ was used as the base; ^d *t*-BuOH was used as the solvent; Average isolated yields of two runs

Table 4. Arylation of Secondary Amines with **6e/L5**^a

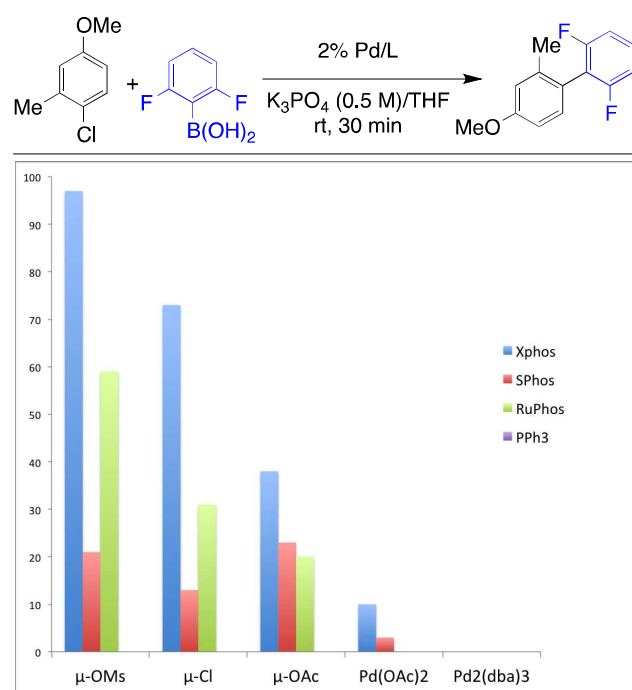


^a aryl chloride (1 mmol), amine (1.2 mmol), NaOt-Bu, (1.2 mmol), THF (1 mL) 85 °C; ^b **6a/L1** is used; ^c ArBr is used; average isolated yields of two runs

catalyst loadings, and display activity comparable to that of the previous generation precatalysts of type **1** and **2** (for **L4**).

As previously stated, precatalysts **6a** – **6n** can be rapidly generated in situ from μ -OMs dimer **5** and directly used in palladium-catalyzed reactions with activity comparable to that of the isolated precatalysts. This method could facilitate the

Table 5. Screening of Ligands and Palladium Sources for *in-situ* Precatalyst Generation in the Suzuki-Miyaura Coupling of an Unstable Boronic Acid^a



^a 1 mol % Pd, 1 mol % ligand aged 10 min in 1 mL THF, ArCl (0.50 mmol), boronic acid (0.75 mmol), K₃PO₄(aq) (1.0 mmol, 0.5 M), rt, 30 min

expedient determination of optimal conditions for a palladium-catalyzed reaction. To evaluate this process, the Suzuki-Miyaura coupling of 4-chloro-3-methylanisole and 2,6-difluorophenylboronic acid was chosen as a model reaction. As depicted in Table 5, the coupling was examined with SPhos, RuPhos, XPhos and triphenylphosphine as supporting ligands and with the μ -Cl, μ -OMs, μ -OAc dimers, as well as Pd(OAc)₂ and Pd₂(dba)₃ as palladium sources. Vials of palladium source and ligand were aged for ten minutes in 1 mL of THF and directly added to a reaction tube containing the aryl halide and boronic acid, followed by the addition of base. The results of this study clearly indicate that XPhos is the optimal ligand for this transformation, with the catalyst based on RuPhos also showing moderate activity. The μ -OMs dimer is optimal as the palladium source, with the chloride and acetate dimers showing some activity. The use of Pd(OAc)₂ and Pd₂(dba)₃ under these conditions provided little product.

Conclusions

In conclusion we have developed a new series of palladium precatalysts based on the 2-aminobiphenyl mesylate palladacycle **5**. These precatalysts can be prepared with a broad range of phosphine ligands in a facile and straightforward way and can be activated under mild conditions to generate the desired LPd(0) species. These precatalysts are all obtained in high yields from common intermediate **5**, which can be synthesized from readily available starting materials in a three-step process, which avoids rigorous Schlenk techniques. We anticipate that these precatalysts will considerably improve the scope of palladium-catalyzed cross-coupling reactions.

Acknowledgements

This activity was supported, in part, by an educational donation provided by Amgen for which we are grateful. We thank the National Institutes of Health for financial support (GM46059 and GM58160). We thank Sigma-Aldrich for a gift of BrettPhos and Johnson Matthey for a gift of Pd₂(dba)₃. We thank Dr. Peter Müller for X-ray structural analysis. We also thank Dr. Meredith McGowan for assistance with the preparation of the manuscript and Dr. Alex Spokoiny for helpful discussions. The Varian 300 MHz NMR instrument used for portions of this work was supported by the National Science Foundation (Grants CHE 9808061 and DBI 9729592).

Notes and references

^a Massachusetts Institute of Technology, Department of Chemistry, Cambridge, MA 02139, USA. sbuchwal@mit.edu

^b Merck & Co., Inc., Global Chemistry, PO Box 2000, 126 E Lincoln Avenue, Rahway, NJ, 07065, USA. matthew_tudge@merck.com

† Electronic Supplementary Information (ESI) available: Procedural, spectral and X-ray crystallographic (CIF) data. See DOI: 10.1039/b000000x/

- 1 R. Martin and S. L. Buchwald, *Acc. Chem. Res.* **2008**, *41*, 1461 – 1473.
- 2 J. F. Hartwig, *Nature*, **2008**, *41*, 314 – 322.
- 3 C. Amatore, G. Broeker, A. Jutand and F. Khalil, *J. Am. Chem. Soc.* **1997**, *119*, 5176 – 5185.
- 4 S. S. Zaleskiy and V. P. Ananikov, *Organometallics* **2012**, *31*, 2302 – 2309.
- 5 C. J. O'Brien, E. B. Kantchev, C. Valente, N. Hadei, G. A. Chass, A. Lough, A. C. Hopkinson and M. Organ, *Chem. Eur. J.* **2006**, *12*, 4743 – 4748.

- 6 A. Chartoire, M. Lesieur, A. M. Z. Slawin, S. P. Nolan and C. S. Cazin, *Organometallics* **2011**, *30*, 4432 – 4436.
- 7 R. B. Bedford, C. S. J. Cazin, S. J. Coles, T. Gelbrich, P. N. Horton, M. B. Hursthouse and M. E. Light, *Organometallics* **2003**, *22*, 987 – 999.
- 8 M. R. Biscoe, B. P. Fors and S. L. Buchwald, *J. Am. Chem. Soc.* **2008**, *130*, 6686 – 6687.
- 9 T. Kinzel, Y. Zhang and S. L. Buchwald, *J. Am. Chem. Soc.* **2010**, *132*, 14073 – 14075.
- 10 J. Vicente, I. Saura-Llamas, M. Olivia-Madrid and J. Garcia-Lopez, *Organometallics* **2011**, *30*, 4624 – 4631.
- 11 J. Vicente and I. Saura-Llamas, *Comment Inorg. Chem.* **2007**, *28*, 39 – 72.
- 12 J. Vicente, I. Saura-Llamas, J. Cuadrado, and M. Ramirez de Arellano, *Organometallics* **2003**, *22*, 5513 – 5517.
- 13 J. Albert, L. D'Andrea, J. Granell, J. Zafrilla, M. Font-Bardia, and X. Solans, *J. Organomet. Chem.* **2005**, *690*, 422 – 429.
- 14 J. Albert, L. D'Andrea, J. Granell, J. Zafrilla, M. Font-Bardia, and X. Solans, *J. Organomet. Chem.* **2007**, *692*, 4895 – 4902.
- 15 T. J. Maimone, P. J. Milner, T. Kinzel, Y. Zhang, M. K. Takase and S. L. Buchwald, *J. Am. Chem. Soc.* **2011**, *133*, 18106 – 18109.
- 16 Preliminary DFT calculations show **6a** to be 0.05 charge units more electropositive than **2•L1**. See supporting information
- 17 J. Barluenga, P. Moriel, C. Valdes and F. Aznar, *Angew. Chem., Int. Ed.* **2007**, *46*, 5587 – 5590.
- 18 H. N. Nguyen, X. Huang and S. L. Buchwald, *J. Am. Chem. Soc.* **2003**, *125*, 11818 – 11819.
- 19 K. W. Anderson, R. E. Tundel, T. Ikawa, R. A. Altman and S. L. Buchwald, *Angew. Chem., Int. Ed.* **2006**, *45*, 6523 – 6527.
- 20 E. J. Cho and S. L. Buchwald, *Org. Lett.* **2011**, *13*, 6552 – 6555.
- 21 M. R. Biscoe and S. L. Buchwald, *Org. Lett.* **2009**, *11*, 1173 – 1175.
- 22 X. Huang, K. W. Anderson, D. Zim, L. Jiang, A. Klapars and S. L. Buchwald, *J. Am. Chem. Soc.* **2003**, *125*, 6653 – 6655.
- 23 B. R. Rosen, J. C. Ruble, T. J. Beauchamp and A. Navarro, *Org. Lett.* **2011**, *13*, 2564 – 2567.
- 24 D. Surry and S. L. Buchwald, *Chem. Sci.* **2011**, *2*, 27 – 50
- 25 D. Maiti, B. P. Fors, J. Henderson and S. L. Buchwald, *Chem. Sci.* **2011**, *2*, 57 – 68.
- 26 J. Hartwig, *Acc. Chem. Res.* **2008**, *41*, 1534 – 1544.