

Article

# Relay Iron/Chiral Brønsted Acid Catalysis: Enantioselective Hydro-genation of Benzoxazinones

Liang-Qiu Lu, Yuehui Li, Kathrin Junge, and Matthias Beller

*J. Am. Chem. Soc.*, **Just Accepted Manuscript** • DOI: 10.1021/jacs.5b00085 • Publication Date (Web): 14 Jan 2015

Downloaded from <http://pubs.acs.org> on February 8, 2015

## Just Accepted

“Just Accepted” manuscripts have been peer-reviewed and accepted for publication. They are posted online prior to technical editing, formatting for publication and author proofing. The American Chemical Society provides “Just Accepted” as a free service to the research community to expedite the dissemination of scientific material as soon as possible after acceptance. “Just Accepted” manuscripts appear in full in PDF format accompanied by an HTML abstract. “Just Accepted” manuscripts have been fully peer reviewed, but should not be considered the official version of record. They are accessible to all readers and citable by the Digital Object Identifier (DOI®). “Just Accepted” is an optional service offered to authors. Therefore, the “Just Accepted” Web site may not include all articles that will be published in the journal. After a manuscript is technically edited and formatted, it will be removed from the “Just Accepted” Web site and published as an ASAP article. Note that technical editing may introduce minor changes to the manuscript text and/or graphics which could affect content, and all legal disclaimers and ethical guidelines that apply to the journal pertain. ACS cannot be held responsible for errors or consequences arising from the use of information contained in these “Just Accepted” manuscripts.



ACS Publications  
High quality. High impact.

# Relay Iron/Chiral Brønsted Acid Catalysis: Enantioselective Hydrogenation of Benzoxazinones

Liang-Qiu Lu,<sup>†,‡,§</sup> Yuehui Li,<sup>‡,§</sup> Kathrin Junge,<sup>‡</sup> and Matthias Beller<sup>\*,‡</sup>

<sup>†</sup>CCNU-uOttawa Joint Research Centre, Key Laboratory of Pesticide & Chemical Biology, Ministry of Education, College of Chemistry, Central China Normal University, 152 Luoyu Road, Wuhan, 430079, P.R. China

<sup>‡</sup>Leibniz-Institut für Katalyse e.V. an der Universität Rostock, Albert-Einstein Str. 29a, Rostock, 18059, Germany

KEYWORDS: Asymmetric Hydrogenation, Relay catalysis, Iron, Chiral Brønsted Acid, Benzoxazinone

Supporting Information Placeholder

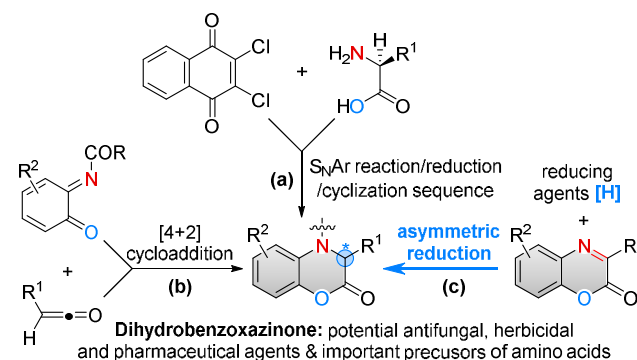
**ABSTRACT:** An asymmetric hydrogenation reaction of benzoxazinones has been accomplished via a relay iron/chiral Brønsted acid catalysis. This approach provides a variety of chiral dihydrobenzoxazinones in good to high yields (75–96%) and enantioselectivities (up to 98:2 er). Noteworthy, challenging 3-alkyl-substituted substrates underwent highly enantioselective reduction. Key to success is the utilization of a non-chiral phosphine ligand to reduce disadvantageous background reactions through tuning the catalytic activity of  $\text{Fe}_3(\text{CO})_{12}$ .

## INTRODUCTION

Asymmetric hydrogenation (AH) is arguably one of the most prominent chemo-catalytic methods for the synthesis of optically pure organic chemicals.<sup>1</sup> In general, the success of these reactions is attributed to the use of platinum group metals such as Ru, Rh, Ir, and Pd.<sup>1–3</sup> From an environmental and economic viewpoint, it is more desirable to conduct AH reactions with more abundant and cheaper first-row transition metals.<sup>4–7</sup> In the past decade, significant advancements have been witnessed in iron-catalyzed hydrogenations,<sup>5–7</sup> including the corresponding asymmetric processes. In this context, iron complexes with chiral tetradentate ligands were used to efficiently catalyze AH reactions of ketones by the groups of Morris,<sup>6a,d</sup> Berkessel<sup>6b,c</sup> and Gao.<sup>6e</sup> Besides, in the past years our group developed a cooperative catalysis system by combining the Knölker's iron complex and chiral Brønsted acids (CBA) for the AH reactions of linear and cyclic imines.<sup>7</sup> Despite these improvements, new strategies are still awaited to extend the range of application respect to iron-catalyzed AH reactions.

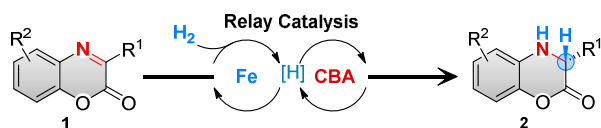
Dihydrobenzoxazinone is a ubiquitous scaffold in many biologically active molecules ranging from fungicides and herbicides to drugs.<sup>8</sup> Therefore, many efforts have been made to achieve the synthesis of chiral dihydrobenzoxazinones.<sup>9,10</sup> For example, in 2001 Gorohovky and Bittner firstly developed a sequence process to efficiently synthesize such molecules using natural amino acids as chiral sources (Figure 1, a).<sup>9a</sup> In 2006, Lectka and coworkers reported a highly enantioselective [4+2] cycloaddition of *o*-benzoquinone imides with in-situ generated ketenes (Figure 1, b).<sup>9b,c</sup> Through this route, enantioenriched dihydrobenzoxazinones were conveniently prepared and further applied in the synthesis of amino acid derivatives. In the past decade, catalytic asymmetric reductions have been applied to access the same type of heterocyclic compounds (Figure 1, c), too.<sup>10</sup> For instance, in 2006 the

groups of MacMillan<sup>10a</sup> and Rueping<sup>10b</sup> independently disclosed the chiral Brønsted acid (CBA)-catalyzed asymmetric transfer hydrogenation (ATH) reaction of benzoxazinones using Hantzsch ester as the stoichiometric reducing reagent. Recently, Zhou and co-workers elegantly achieved the same transformation using catalytic amounts of NAD(P) mimics<sup>11</sup> (i.e. Hantzsch pyridine and phenanthridine). In these works, NAD(P)H mimics are in-situ regenerated under hydrogen atmosphere in the presence of a specific ruthenium complex.<sup>10f,g</sup> In 2013, Vidal-Ferran and Núñez-Rico found that iridium complexes with enantiopure phosphine-phosphite ligands efficiently promote the AH reaction of benzoxazinones with high enantioselectivities.<sup>10h</sup> However, these catalytic reduction methods suffered from the limited scope of benzoxazinones, and generally only 3-aryl-substituted derivatives can be reduced with good efficiency and high selectivity. Herein, we disclose an AH reaction of benzoxazinones via a relay iron/CBA catalysis (Scheme 1).<sup>12</sup> Through this approach, diverse chiral dihydrobenzoxazinones including demanding 3-alkyl-substituted derivatives are provided in high yields (75–96%) and enantioselectivities (up to 98:2 er).



**Figure 1.** Synthesis of chiral dihydrobenzoxazinones.

### Scheme 1. Proposal for the AH Reaction of Benzoxazinones via a Relay Iron/CBA Catalysis



#### Advantages:

- Fe: cheaper, nontoxic and more abundant;
- H<sub>2</sub>: cheaper, atom-economic and easily available;
- Efficient for 3-alkyl-substituted benzoxazinones.

#### Challenge:

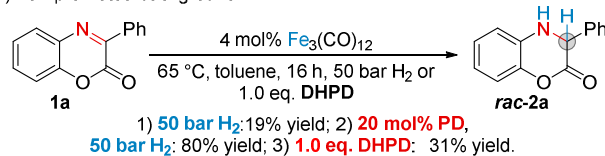
- PD vs substrate **1**: selectivity issue between different imine species.

## RESULTS AND DISCUSSION

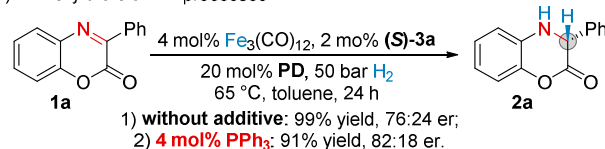
Last year, we found that Fe<sub>3</sub>(CO)<sub>12</sub> can be used to catalyze the reduction of commercially available phenanthridine (PD) to NAD(P)H mimics dihydrophenanthridine (DHPD) in the presence of H<sub>2</sub>,<sup>13</sup> and this method was applied to the hydrogenation of  $\alpha$ -keto esters and their derivatives. For example, the introduction of 20 mol% amounts of PD to the hydrogenation reaction of benzoxazinone **1a** resulted in a good yield (Scheme 2.1: 80% yield). However, highly enantioselective hydrogenation processes have not yet been realized with this system. A critical challenge that remains for this proposed process is the strong background reaction promoted by Fe<sub>3</sub>(CO)<sub>12</sub>,<sup>14</sup> which is erosive to the desired asymmetric ATH process. As illustrated in Scheme 2, benzoxazinone **1a** can be hydrogenated to generate dihydrobenzoxazinone **2a** in 19% yield in the presence of catalytic amounts of Fe<sub>3</sub>(CO)<sub>12</sub> and 50 bar H<sub>2</sub> without PD. Meanwhile, Fe<sub>3</sub>(CO)<sub>12</sub> was found to have the ability to catalyze the transfer hydrogenation reaction of **1a** with DHPD as the hydride source (Scheme 2.1: 31% yield). We wondered whether diverse catalytic activities of Fe<sub>3</sub>(CO)<sub>12</sub> could be tuned by appropriate ligands and importantly, these ligands themselves would well tolerate the chiral Brønsted acid in the catalytic cycle of asymmetric transfer hydrogenation.

### Scheme 2. Fe-promoted and -catalyzed hydrogenation of **1a**

#### (1) Iron-promoted background reaction



#### (2) Primary trials of AH processes



**Variation of Conditions.** With this idea in mind, the model reaction of benzoxazinone **1a** was investigated in the presence of Fe<sub>3</sub>(CO)<sub>12</sub>, PD, and (S)-**3a** under H<sub>2</sub> atmosphere (50 bar) at 65 °C. As highlighted in Scheme 2, the devised AH reaction gave the desired reduced product **2a** in 99% yield with moderate enantioselectivity (76:24 er). And being consistent with our hypothesis, the added ligands did affect the

reaction efficiency and enantioselectivity. Hence, introducing the phosphine ligand PPh<sub>3</sub> led to an increased enantiomer ratio (82:18 vs 76:24). Encouraged by these results, we further studied the effect of different ligands on the reaction efficiency and enantioselectivity. As shown in Table 1, the introduction of different less-hindered phosphine ligands substantially improved the enantioselectivity (entries 1, 2, 5, 6 and 8). Notably, in the case of electron-rich and bidentate phosphines (entries 1, 5 and 6) high yields and good enantioselectivities were obtained. Meanwhile, the use of excess of phosphine ligands (entry 7), tetradentate ligand (entry 9) or *N*-heterocyclic carbene (entry 10) completely inhibited this reaction.

**Table 1. Fe/CBA Relay-catalyzed AH reaction of 3-Phenylbenzoxazinone: Ligand effects<sup>a</sup>**

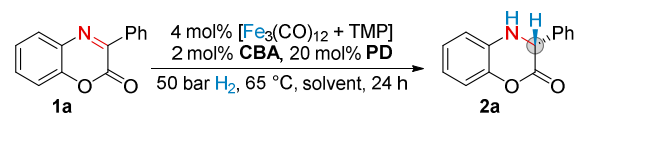
entry	Ligand	yield (%) <sup>b</sup>	er <sup>b</sup>
1	TMP	92	84:16
2	P( <i>p</i> -F-Ph) <sub>3</sub>	91	82:18
3	P( <i>o</i> -Me-Ph) <sub>3</sub>	96	77:23
4	P(1-Naph) <sub>3</sub>	95	78:22
5	PCy <sub>3</sub>	92	82:18
6	DPPE	92	84:16
7 <sup>c</sup>	DPPE	trace	ND
8	Xantphos	93	83:17
9	P(CH <sub>2</sub> CH <sub>2</sub> PPh <sub>2</sub> ) <sub>3</sub>	trace	n.d.
10	Mes-NHC	trace	n.d.

<sup>a</sup> Reaction conditions: **1a** (0.1 mmol), Fe<sub>3</sub>(CO)<sub>12</sub> (4 mol%), ligand (4 mol%), (S)-**3a** (2 mol%), PD (20 mol%), 50 bar H<sub>2</sub>, 0.2 mL of toluene, 24 h, 65 °C. <sup>b</sup> Yield and er value were determined by GC and chiral HPLC. <sup>c</sup> 8 mol% of DPPE was used. TMP: tris(4-methoxyphenyl)phosphane; DPPE: 1,2-bis(diphenylphosphino)ethane; Xantphos: 4,5-bis(diphenylphosphino)-9,9-dimethylxanthene; Mes-NHC: 1,3-dimesityl-1H-imidazol-2(3H)-ylidene. ND: not determined.

With TMP as the best choice, a survey of chiral Brønsted acids (Figure 2) was carried out to further improve the enantioselectivity of the model system. As highlighted in Table 2, both steric and electronic effects of the CBA have a profound influence on the reaction efficiency and selectivity. For example, steric demanding acids such as (S)-**3a** and (S)-**3e** (entries 1 and 5) or electron-deficient ones like (S)-**3c** and (S)-**3f** (entries 3 and 8) promoted the reaction with high yields. Among the different acids, sterically hindered (S)-**3a** catalyzed this reaction with better efficiency and selectivity. Besides, increasing the amount of acid catalysts slightly improved the result (entry 6: 93% yield, 85:15 er; entry 7: 85% yield, 84:16 er); while, reducing the loading of Fe<sub>3</sub>(CO)<sub>12</sub> and TMP resulted

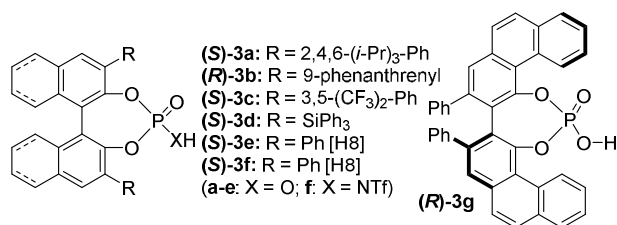
in low reaction efficiency albeit with marginally improved enantioselectivity (entry 10: 38% yield, 87:13 er).

**Table 2. Fe/CBA Relay-catalyzed AH reaction of 3-Phenylbenzoxazinone: CBA effects<sup>a</sup>**



entry	CBA	solvent	yield (%) <sup>b</sup>	er <sup>b</sup>
1	(S)-3a	0.5 M in toluene	92	84:16
2	(R)-3b	0.5 M in toluene	35	20:80
3	(S)-3c	0.5 M in toluene	70	79:21
4	(S)-3d	0.5 M in toluene	44	68:32
5	(S)-3e	0.5 M in toluene	78	81:19
6 <sup>c</sup>	(S)-3a	0.5 M in toluene	93	85:15
7 <sup>c</sup>	(S)-3e	0.5 M in toluene	85	84:16
8 <sup>c</sup>	(S)-3f	0.5 M in toluene	87	57:43
9	(R)-3g	0.5 M in toluene	60	53:47
10 <sup>c,d</sup>	(S)-3a	0.5 M in toluene	38	87:13

<sup>a</sup> Reaction conditions: **1a** (0.1 mmol), Fe<sub>3</sub>(CO)<sub>12</sub> (4 mol%), TMP (4 mol%), **CBA** (2 mol%), **PD** (20 mol%), 50 bar H<sub>2</sub>, 0.2 mL of toluene, 24 h, 65 °C. <sup>b</sup> Yields and er values were determined by GC and chiral HPLC. <sup>c</sup> Using 4 mol% of **CBA**. <sup>d</sup> Using 2 mol% of Fe<sub>3</sub>(CO)<sub>12</sub> and 2 mol% of TMP.

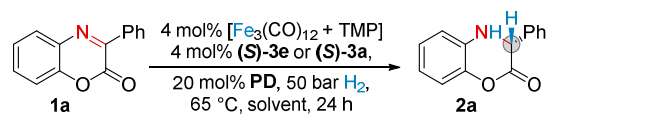


**Figure 2. Selected chiral Brønsted acids (CBA).**

The effect of NAD(P) mimics, **PD** and its analogs (Figure 3), has been also investigated using chiral Brønsted acid (S)-3e. As highlighted in Table 3, the introduction of methyl, *iso*-propanyl or phenyl groups into the 2- or 10-position of **PD** unit resulted in worse reaction efficiency and enantioselectivity (entries 2-5 vs entry 1). Replacing **PD** with 11*H*-indolo[3,2-*c*]isoquinoline (**4**) completely prevented this AH reaction (entry 6). In order to improve the catalytic performance, further optimization of other reaction parameters such as solvent and concentration was carried out (entries 7-11). We found that, diluted solution and low-polarity solvent gave out higher enantioselectivities (entry 8 vs 7; entry 8 vs entries 9-11). Lower temperature or H<sub>2</sub> pressure obviously reduced the reaction efficiency (entries 12 and 13). Prolonging the reaction time can slightly improve the yield (entry 12 vs 7). Finally, the optimal condition was obtained showing high yields

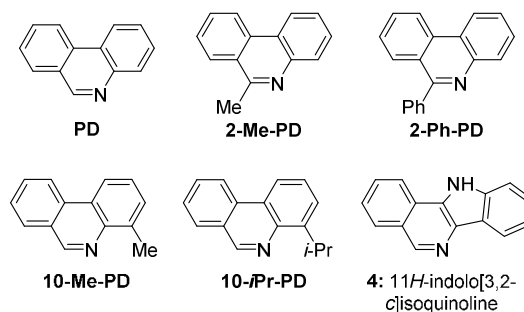
and good enantioselectivity (entry 15: 91% yield, 90:10 er).<sup>16</sup>

**Table 3. Fe/CBA Relay-catalyzed AH reaction of 3-Phenylbenzoxazinone: other effects<sup>a</sup>**



entry	[H]	solvent	yield (%) <sup>b</sup>	er <sup>b</sup>
1	<b>PD</b>	0.5 M in toluene	85	84:16
2	<b>2-Me-PD</b>	0.5 M in toluene	6	56:44
3	<b>2-Ph-PD</b>	0.5 M in toluene	7	50:50
4	<b>10-Me-PD</b>	0.5 M in toluene	13	84:16
5	<b>10-iPr-PD</b>	0.5 M in toluene	11	78:22
6	<b>4</b>	0.5 M in toluene	trace	ND
7	<b>PD</b>	0.5 M in toluene	93	85:15
8	<b>PD</b>	0.1 M in toluene	80	87:13
9	<b>PD</b>	0.1 M in CH <sub>2</sub> Cl <sub>2</sub>	22	76:24
10	<b>PD</b>	0.1 M in THF	14	61:39
11	<b>PD</b>	0.1 M in AcOEt	58	84:16
12 <sup>c</sup>	<b>PD</b>	0.1 M in toluene	89	87:13
13 <sup>d</sup>	<b>PD</b>	0.1 M in toluene	53	88:12
14 <sup>e</sup>	<b>PD</b>	0.1 M in toluene	43	88:12
15 <sup>c,f</sup>	<b>PD</b>	0.1 M in mesitylene	91 (88)	91:9

<sup>a</sup> Reaction conditions: **1a** (0.1 mmol), Fe<sub>3</sub>(CO)<sub>12</sub> (4 mol%), TMP (4 mol%), (S)-3e (4 mol%, entries 1-6) or (S)-3a (4 mol%, entries 7-15), **PD** or its analog (20 mol%), 50 bar H<sub>2</sub>, 0.2 mL of toluene, 24 h, 65 °C. <sup>b</sup> Yields and er values were determined by GC and chiral HPLC. <sup>c</sup> 48 h. <sup>d</sup> 45 °C. <sup>e</sup> 30 bar H<sub>2</sub>. <sup>f</sup> Isolated yield in parentheses. ND: not determined.

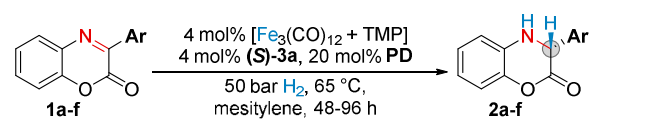



**Figure 3. PD and its analogs.**

**Scope of Benzoxazinones.** Next, we examined the generality of AH reaction with respect to 3-aryl substituted benzoxazinones under the Fe/CBA relay catalysis condition. As revealed in Table 4, benzoxazinones including electron-neutral (entry 1, **1a**: 88 % yield, 91:9 er), electron-deficient (entry 2, **1b**: 96 % yield, 95:5 er), electron-rich (entry 3, **1c**: 75% yield, 92:8 er) and sterically demanding

(entry 4, **1d**: 87 % yield, 95:5 er) substituents on the aryl ring as well as multiple substituents (entry 5, **1e**: 85 % yield, 97:3 er; entry 6, **1f**: 75 % yield, 95:5 er) smoothly gave the corresponding products. Generally, prolonged reaction time is required for electron-rich substrates (**1c** and **1f**) in order to obtain good yields. Noteworthy, for the reactions of all these substrates higher enantiomeric ratios of the corresponding products were observed compared to the model substrate **1a**.

**Table 4. Asymmetric Hydrogenation of 3-Aryl-substituted Benzoxazinones<sup>a</sup>**



entry	3-aryl	time	yield (%) <sup>b</sup>	er <sup>c</sup>
1	<b>1a</b> : Ph	48 h	88	91:9
2	<b>1b</b> : 4-F-Ph	48 h	96	95:5
3	<b>1c</b> : 4-MeO-Ph	72 h	75	92:8
4	<b>1d</b> : 4- <i>t</i> -Bu-Ph	48 h	87	95:5
5	<b>1e</b> : 3,4-2Me	48 h	85	97:3
6	<b>1f</b> : 	96 h	75	95:5

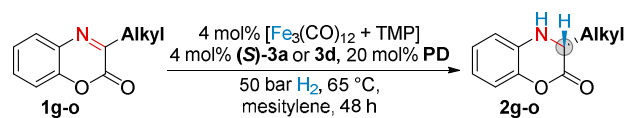
<sup>a</sup> Unless otherwise indicated, all reactions were performed on a 0.2 mmol scale under the optimum conditions as entry 15 in Table 3 for 48-96 h. <sup>b</sup> Isolated yield. <sup>c</sup> Determined by chiral HPLC.

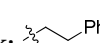
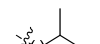
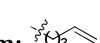
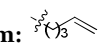
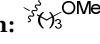
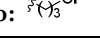
Then, we moved our attention to the asymmetric reduction of more challenging 3-alkyl-substituted benzoxazinones. Remarkably, good to excellent results were obtained for AH reactions of a series of 3-alkyl-substituted substrates by using CBA (**(S)-3a** or **(S)-3d** (Table 5). Although being investigated, only modest results were obtained for reactions of 3-ethyl- and 3-phenylethyl substituted benzoxazinones (**2g**: 27% yield, 89:11 er; **2k**: 96% yield, 54:46 er) in previous reports.<sup>10b,d</sup> Instead, applying our Fe/CBA relay catalysis system, the same products are easily available with 81% yield, 93:7 er (entry 1) and 88% yield, 97:3 er (entry 5), respectively. Interestingly, this novel catalyst system also tolerates many functional groups such as alkene (**1m**), methoxyl (**1n**), and chloride (**1o**) (entries 7-10) groups. In general, the desired chiral dihydrobenzoxazinones were accessed in good yields (76-89%) and high enantioselectivities (93:7-95:5 er). Notably, in the case of 3-alkenyl substituted benzoxazinone **1m**, both **(S)-3a** or **(S)-3d** were efficient for this transformation (entries 7 and 8), though the former exhibited higher catalytic activity and the latter showed better stereoreinduction ability.

Finally, we also investigated the substituent effect on the benzene ring of 3-butyl benzoxazinones. As shown in Table 6, the electronic properties of the substituents have

some effect on this reaction. For example, the reactions of benzoxazinones with electron-deficient groups, such as fluorine (**1p**) and chlorine (**1q**) at 7-position exhibited

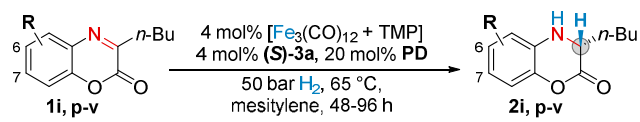
**Table 5. Asymmetric Hydrogenation of 3-Alkyl-substituted Benzoxazinones<sup>a</sup>**

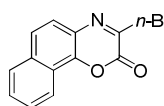


entry	3-alkyl	CBA	yield (%) <sup>b</sup>	er <sup>c</sup>
1	<b>1g</b> : Et	<b>(S)-3d</b>	81	93:7
2	<b>1h</b> : <i>i</i> -Pr	<b>(S)-3d</b>	75	94:6
3	<b>1i</b> : <i>n</i> -Bu	<b>(S)-3a</b>	91	98:2
4	<b>1j</b> : Bn	<b>(S)-3d</b>	89	95:5
5	<b>1k</b> : 	<b>(S)-3d</b>	88	97:3
6	<b>1l</b> : 	<b>(S)-3a</b>	94	94:6
7	<b>1m</b> : 	<b>(S)-3a</b>	85	93:7
8 <sup>d</sup>	<b>1m</b> : 	<b>(S)-3d</b>	76	95:5
9	<b>1n</b> : 	<b>(S)-3d</b>	89	94:6
10	<b>1o</b> : 	<b>(S)-3d</b>	84	95:5

<sup>a</sup> Unless otherwise indicated, all reactions were performed on a 0.2 mmol scale under the optimum conditions as entry 15 in Table 3 for 48 h. <sup>b</sup> Isolated yield. <sup>c</sup> Determined by chiral HPLC or GC. <sup>d</sup> 96 h.

**Table 6. Hydrogenation of Aryl-substituted 3-Butyl-Benzoxazinones<sup>a</sup>**



entry	R	time	yield (%) <sup>b</sup>	er <sup>c</sup>
1	<b>1i</b> : H	48 h	91	98:2
2	<b>1p</b> : 7-F	48 h	83	94:6
3	<b>1q</b> : 7-Cl	48 h	81	94:6
4	<b>1r</b> : 7-Me	72 h	86	96:2
5	<b>1s</b> : 7-MeO	72 h	84	92:8
6 <sup>d</sup>	<b>1t</b> : 6-Me	90 h	83	95:5
7	<b>1u</b> : 5-Me	72 h	86	98:2
8	<b>1v</b> : 	72 h	80	94:6

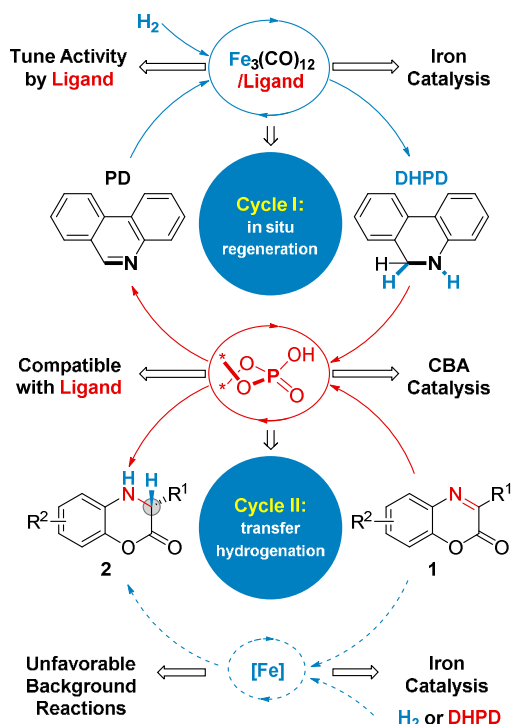


<sup>a</sup> Unless otherwise indicated, all reactions were performed on a 0.2 mmol scale under the optimum conditions as entry 15 in Table 3 for 48-90 h. <sup>b</sup> Isolated yield. <sup>c</sup> Determined by chiral HPLC. <sup>d</sup> (**S**)-**3d** was used.

better reactivity than the ones with electron-rich groups (**1r**, **1s**). In the latter cases prolonged time were necessary to obtain good yields. Nevertheless, all tested benzoxazinones were transformed to the desired products in good results (80-91% yields, 92:8-98:2 er).

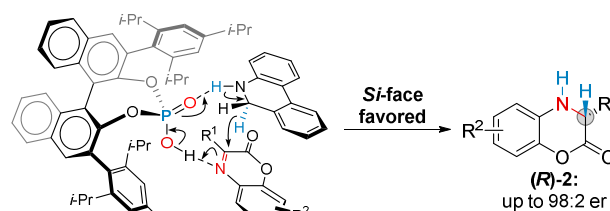
**Mechanism analysis.** As shown in Scheme 3, we propose an iron/CBA relay catalysis mechanism for this hydrogenation reaction of benzoxazinones. In cycle I, the organic reductant **DHPD** is generated from **PD** in the presence of a catalytic amount of  $\text{Fe}_3(\text{CO})_{12}$  and molecular hydrogen. Then, an asymmetric transfer hydrogenation undergoes to selectively reduce the benzoxazinone by **DHPD** with the help of the chiral Brønsted acid. In the second cycle, the chiral Brønsted acid is responsible for the control of enantioselectivity through the possible synergetic hydride transfer process (Figure 4).<sup>10g</sup> The observed high selectivity is likely a result of: 1) the good stereo-induction ability of **CBA** itself (**CBA** catalysis), and 2) the suppression of the unfavorable background reactions (Fe-catalyzed direct hydrogenation with  $\text{H}_2$  and the transfer hydrogenation with **DHPD**).

### Scheme 3. Proposed Mechanism of the Relay Fe/CBA Catalysis Process

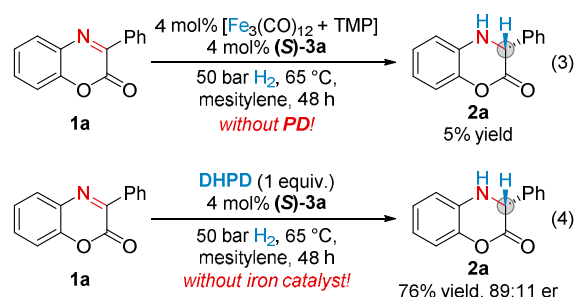


Two control experiments were implemented to support the proposed pathway: 1) in the absence of organic mediator **PD**, the AH reaction gave the reduction product in very low yield (eq. 3); 2) in the absence of iron catalyst and phosphine ligand, the direct transfer hydrogenation

with stoichiometric **DHPD** delivered the product **2a** in a slightly decreased yield and similar enantioselectivity (eq. 4, 76% yield and 89:11 er). These results ruled out the possibility that the chiral iron species derived from  $\text{Fe}_3(\text{CO})_{12}$  and **CBA** could promote the AH reaction of benzoxazinones without the process of **CBA**-catalyzed transfer hydrogenation (cycle II in Scheme 2).



**Figure 4.** Proposed model for the enantioinduction resulting from the synergetic hydride transfer process.



### CONCLUSION

In conclusion, we have developed the first example of Fe/CBA relay-catalyzed asymmetric hydrogenations of benzoxazinones. This reduction methodology delivers interesting chiral building blocks from easily available starting materials in good to excellent isolated yields and enantioselectivities. Noteworthy, 3-alkyl-substituted benzoxazinones are more selectively reduced compared to previous reported methods. The present methodology makes use of a simple iron carbonyl complex and proceeds with molecular hydrogen, which makes the overall process more atom-efficient compared to transfer hydrogenations. Key to success is the utilization of a suitable non-chiral phosphine ligand, which tunes the catalytic activity of the iron carbonyl complex and decreases unselective background reductions. Further applications of this type of catalysis are currently under way.

### METHODS

**General procedure for hydrogenation:** Under the atmosphere of Ar, benzoxazinone (0.2 mmol), phenanthridine **3b** (7.2 mg, 0.04 mmol), tris(4-methoxy-phenyl)-phosphine (2.8 mg, 0.008 mmol),  $\text{Fe}_3(\text{CO})_{12}$  (4.0 mg, 0.008 mmol), mesitylene (2.0 mL), chiral phosphate (**S**)-**3a** (6.0 mg, 0.008 mmol) or (**S**)-**3d** (6.9 mg, 0.008 mmol) and a magnetic stirrer were placed in a reaction vial, which was then capped with a septum equipped with a syringe needle. After stirring for 15 min, the vials together with an alloy plate were placed in the pre-dried autoclave. Once

sealed, the autoclave was purged three times with H<sub>2</sub>, then pressurized to 50 bar and heated at 65 °C for 48–96 h. Then, the autoclave was cooled to room temperature and depressurized. The reaction mixture was purified by column chromatography on silica gel (eluent: *n*-hexane/ethyl acetate 10:1–8:1) to give the corresponding chiral product **2**. The enantiomer ratios were determined by Chiral HPLC or GC.

## ASSOCIATED CONTENT

### Supporting Information

Additional experimental results and procedures and characterization data. This material is available free of charge via the Internet at <http://pubs.acs.org>.

## AUTHOR INFORMATION

### Corresponding Author

Matthias.Beller@catalysis.de

### Author Contributions

<sup>§</sup>L.-Q. Lu and Y. Li contributed equally to this work.

### Notes

The authors declare no competing financial interest.

## ACKNOWLEDGMENT

The Federal Ministry of Education and Research (BMBF) and the State of Mecklenburg-Vorpommern are gratefully acknowledged for their general support. We thank the analytical department of Leibniz-Institute for Catalysis, Rostock for their excellent analytical service. We also thank the Alexander von Humboldt Foundation and the National Science Foundation for Young Scientists of China (No. 21202053).

## REFERENCES

- (a) Knowles, W. S. *Angew. Chem. Int. Ed.* **2002**, *41*, 1998. (b) Noyori, R. *Angew. Chem. Int. Ed.* **2002**, *41*, 2008.
- (a) Blaser, H.-U. Industrial Asymmetric Hydrogenation, in Applications of Transition Metal Catalysis in Drug Discovery and Development: An Industrial Perspective (Eds: Crawley, M. L. and Trost, B. M.), John Wiley & Sons, Hoboken, USA, 2008. (b) Wang, D.-S.; Chen, Q.-A.; Lu, S.-M.; Zhou, Y.-G. *Chem. Rev.* **2012**, *112*, 2557.
- (a) Selected review on Pd-catalyzed AH reactions: Chen, Q.-A.; Ye, Z.-S.; Duan, Y.; Zhou, Y.-G. *Chem. Soc. Rev.* **2013**, *42*, 497.
- (a) Recent examples of first-row transition metal-catalyzed AH reactions, cobalt: (a) S. Monfette, Z. R. Turner, S. P. Semproni, P. J. Chirik, *J. Am. Chem. Soc.* **2012**, *134*, 4561. (b) Friedfeld, M.R.; Shevlin, M.; Hoyt, J.; Krska, S.W.; Tudge, M.; Chirik, P.J. *Science*, **2013**, *342*, 1076. Nickel: (c) Hamada, Y.; Koseki, Y.; Fujii, T.; Maeda, T.; Hibino, T.; Makino, K. *Chem. Commun.* **2008**, 6206. (d) Hibino, T.; Makino, K.; Sugiyama, T.; Hamada, Y. *Chem. Cat. Chem.* **2009**, *1*, 237. Copper: (e) Shimizu, H.; Igarashi, D.; Kuriyama, W.; Yusa, Y.; Sayo, N.; Saito, T. *Org. Lett.* **2007**, *9*, 1655. (f) Junge, K.; Wendt, B.; Addis, D.; Zhou, S.; Das, S.; Fleischer, S.; Beller, M. *Chem. Eur. J.* **2010**, *17*, 101. Zinc: (g) Werkmeister, S. Fleischer, S. Junge, K. Beller, M. *Chem. Asian J.* **2012**, *7*, 2562. Iron: (h) Zuo, W.; Tauer, S.; Prokopchuk, D. E.; Morris, R. H. *Organometallics*, **2014**, *33*, 5791.
- (a) Selected reviews and books about iron-catalyzed hydrogenation, see: (a) Enthaler, S.; Junge, K.; Beller, M. *Angew. Chem. Int. Ed.* **2008**, *47*, 3317. (b) Plietker, B. *Iron catalysis in Organic Chemistry*; Wiley-VCH: Weinheim, **2008**. (c) Plietker B. *Iron Catalysis. Topics in Organometallic Chemistry*; Springer: Heidelberg, **2011**, Vol. 33. (d) Nakazawa, H.; Itazaki, M. *Top. Organomet. Chem.* **2011**, *33*, 27. (e) Junge, K.; Schröder, K.; Beller, M. *Chem. Commun.* **2011**, *47*, 4849. (f) Darwish, M.; Wills, M. *Catal. Sci. Technol.* **2012**, *2*, 243.
- (a) Examples of iron-catalyzed AH reactions with the aid of chiral ligands, see: (a) Sui-Seng, C.; Freutel, F.; Lough, A. J.; Morris, R. H. *Angew. Chem. Int. Ed.* **2008**, *47*, 940. (b) Berkessel, A.; Reichau, S.; Von der Höh, A.; Leconte, N.; Nordörfl, J.-M. *Organometallics*, **2011**, *30*, 3880. (c) Berkessel, A.; Van der Höh, A. *ChemCatChem*. **2011**, *3*, 861. (d) Lagaditis, P. O.; Sues, P. E.; Sonnenberg, J. F.; Wan, K. Y.; Lough, A. J.; Morris, R. H. *J. Am. Chem. Soc.* **2014**, *136*, 1367. (e) Li, Y.; Yu, S.; Wu, X.; Xiao, J.; Shen, W.; Dong, Z.; Gao, J. *J. Am. Chem. Soc.* **2014**, *136*, 4031.
- (a) Iron/CBA synergetic catalysis on the AH reactions: (a) Zhou, S.; Fleischer, S.; Junge, K.; Beller, M. *Angew. Chem. Int. Ed.* **2011**, *50*, 5120. (b) Fleischer, S.; Werkmeister, S.; Zhou, S.; Junge, K.; Beller, M. *Chem. Eur. J.* **2012**, *18*, 9005. (c) Fleischer, S.; Zhou, S.; Werkmeister, S.; Junge, K.; Beller, M. *Chem. Eur. J.* **2013**, *19*, 4997.
- (a) For selected reviews about diverse biological activities of dihydrobenzoxazinones, see: (a) Ilaš, J.; Anderluh, P. Š.; Dolenc, M. S.; Kikelj, D. *Tetrahedron* **2005**, *61*, 7325. (b) Macías, F. A.; Marín, D.; Oliveros-Bastidas, A.; Molinillo, J. M. G. *Nat. Prod. Rep.* **2009**, *26*, 478. (c) Osbourn, A. E.; Lanzotti, V. *Plant-derived Natural Products: Synthesis, Function, and Application*; Springer: Heidelberg, **2009**.
- (a) Synthesis of chiral dihydrobenzoxazinones via cycloaddition methods, see: (a) Gorohovsky, S.; Bittner, S. *Amino Acids* **2001**, *20*, 135. (b) Wolfer, J.; Bekele, T.; Abraham, C. J.; Dogo-Isonagie, C.; Lectka, T. *Angew. Chem. Int. Ed.* **2006**, *45*, 7398. (c) Paull, D. H. Alden-Danforth, E. Wolfer, J. Dogo-Isonagie, C. Abraham, C. J. Lectka, T. *J. Org. Chem.* **2007**, *72*, 5380.
- (a) Synthesis of chiral dihydrobenzoxazinones via asymmetric reduction, see: (a) Rueping, M.; Antonchick, A. P.; Theissmann, T. *Angew. Chem. Int. Ed.* **2006**, *45*, 6751. (b) Storer, R. I.; Carrera, D. E.; Ni, Y.; MacMillan, D. W. C. *J. Am. Chem. Soc.* **2006**, *128*, 84. (c) Malkov, A. V.; Vranková, K.; Stončius, S.; Kočovský, P. *J. Org. Chem.* **2009**, *74*, 5839. (d) Xue, Z.-Y.; Jiang, Y.; Peng, X.-Z.; Yuan, W.-C.; Zhang, X.-M. *Adv. Synth. Catal.* **2010**, *352*, 2132. (e) Xue, Z.-Y.; Jiang, Y.; Yuan, W. C.; Zhang, X. M. *Eur. J. Org. Chem.* **2010**, 616. (f) Chen, Q.-A.; Chen, M.-W.; Yu, C.-B.; Shi, L.; Wang, D.-S.; Yang, Y.; Zhou, Y.-G. *J. Am. Chem. Soc.* **2011**, *133*, 16432. (g) Chen, Q.-A.; Gao, K.; Duan, Y.; Ye, Z.-H.; Shi, L.; Yang, Y.; Zhou, Y.-G. *J. Am. Chem. Soc.* **2012**, *134*, 2442. (h) Núñez-Rico, J. L.; Vidal-Ferran, A. *Org. Lett.* **2013**, *15*, 2066.
- (a) For selected reviews for NAD(P)H mimics as organic reducing agents, see: (a) Ouellet, S. G.; Walji, A. M.; MacMillan, D. W. C. *Acc. Chem. Res.* **2007**, *40*, 1327. (b) Connon, S. J. *Org. Biomol. Chem.* **2007**, *5*, 3407–3417. (c) Rueping, M.; Dufour, J.; Schoepke, F. R. *Green Chem.* **2011**, *13*, 1084. (d) Zheng, C.; You, S.-L. *Chem. Soc. Rev.* **2012**, *41*, 2498–2518. For a recent review about in situ regeneration of NAD(P)H mimics, see: (e) Du, W.; Yu, Z. *Synlett* **2012**, 1300.
- (a) For selected reviews on relay previous metal/CBA catalysis, see: (a) M. Rueping, R. M. Koenigs, I. Atodiresei, *Chem. Eur. J.* **2010**, *16*, 9350. (b) Shi, F.; Gong, L.-Z. *Angew. Chem. Int. Ed.* **2012**, *51*, 11423. (c) Han, Z.-Y.; Wang, C.; Gong, L.-Z. In *Science of Synthesis, Asymmetric Organocatalysis*; Maruoka, K., Ed.; Georg Thieme Verlag: Stuttgart, 2012, Vol. 2, p 697. (d) Chen, J.-R.; Hu, X.-Q.; Xiao, W.-J. *Angew. Chem. Int. Ed.* **2014**, *53*, 4038. For pioneer works in this field, see: (e) Cai, Q.; Zhao, Z.-A.; You, S.-L. *Angew. Chem. Int. Ed.* **2009**, *48*, 7428. (f) Cai, Q.; Zheng, C.; You, S.-L. *Angew. Chem. Int. Ed.* **2010**, *49*, 8666. (g) An, X.-L.; Chen, J.-R.; Li, C.-F.; Zhang, F.-G.; Zou, Y.-Q.; Guo, Y.-C.; Xiao, W.-J. *Chem. Asian J.* **2010**, *5*, 2258. (h) Yang, Z.-P.; Zhang, W.; You, S.-L. *J. Org. Chem.* **2014**, *79*, 7785. For an example of relay Fe/chiral amine catalysis, see: (i) Quintard, A.; Constantieux, T.; Rodriguez, J. *Angew. Chem. Int. Ed.* **2013**, *52*, 12883.
- (a) Lu, L.-Q.; Li, Y.; Junge, K.; Beller, M. *Angew. Chem. Int. Ed.* **2013**, *52*, 8382.

- (14)  $\text{Fe}_3\text{CO}_{12}$  was found a good catalyst to promote the hydrogenation of imine units, see: Fleischer, S.; Zhou, S.; Junge, K.; Beller, M. *Chem. Asian J.* **2011**, *6*, 2240.
- (15) Please see more details about ligand effect and condition optimization in Supporting Information.
- (16) The absolute configuration of products was established by comparing the optical rotation with previous reports.

TOC

