

## A New Route to Vitamin E Key-Intermediates by Olefin Cross-Metathesis

by Grégory Malaisé<sup>1</sup>), Werner Bonrath, Manfred Breuninger, and Thomas Netscher\*

Research and Development, DSM Nutritional Products<sup>2</sup>), P.O. Box 3255, CH-4002 Basel  
(phone: +41-61-688-6755; fax: +41-61-687-2201; e-mail: thomas.netscher@dsm.com)

Dedicated to Professor Günther Wilke on the occasion of his 80th birthday

Ru-Catalyzed olefin cross-metathesis (CM) has been successfully applied to the synthesis of several phytol derivatives (**2b**, **2d–f**, **3b**) with a trisubstituted C=C bond, as useful intermediates for an alternative route to  $\alpha$ -tocopheryl acetate (vitamin E acetate; **1b**) (Scheme 1). Using the second-generation Grubbs catalyst  $\text{RuCl}_2(\text{C}_{21}\text{H}_{26}\text{N}_2)(\text{CHPh})\text{PCy}_3$  (Cy=cyclohexyl; **4a**) and Hoveyda–Grubbs catalyst  $\text{RuCl}_2(\text{C}_{21}\text{H}_{26}\text{N}_2)\{\text{CH}-\text{C}_6\text{H}_4(\text{O}-i\text{-Pr})-2\}$  (**4b**), the reactions were performed with various C-allyl (**5a–f**, **7a,b**) and O-allyl (**8a–d**) derivatives of trimethylhydroquinone-1-acetate as substrates. 2,6,10,14-Tetramethylpentadec-1-ene (**6a**) and derivatives **6c–e** of phytol (**6b**) as well as phytal (**6f**) were employed as olefin partners for the CM reactions (Schemes 2 and 5). The vitamin E precursors could be prepared in up to 83% isolated yield as (*E/Z*)-mixtures.

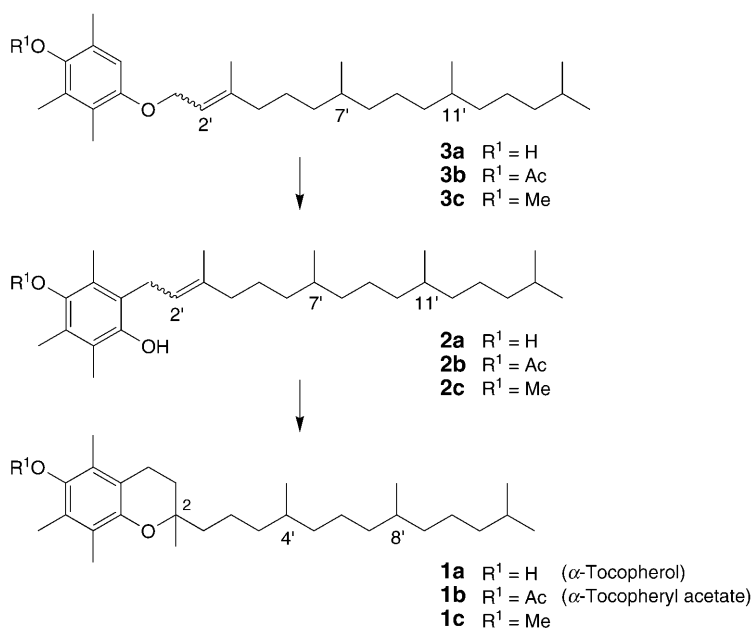
**Introduction.** – Vitamin E, an essential food ingredient, is of high economic interest because of its biological activity and antioxidant properties [1]. From the family of vitamin E compounds, the naturally occurring  $\alpha$ -tocopherol (**1a**) with (2*R*,4'*R*,8'*R*)-configuration is the biologically most-valuable representative [1a][1b][2]. Synthetic, fully racemic  $\alpha$ -tocopherol ((all-*rac*)-**1a**) has achieved the greatest commercial importance (Scheme 1) [3]. It is produced on a scale of over 25 000 tons per year worldwide, mainly for application in feed industry, followed by the pharmaceutical, food, and cosmetic markets. The acetate derivative (all-*rac*)-**1b** is the major sales form, since it is more stable towards oxidation and, therefore, more convenient to handle compared to  $\alpha$ -tocopherol. It is usually produced by the reaction of trimethylhydroquinone with isophytol, phytol, or a derivative thereof in the presence of a Lewis or Brønsted acid catalyst, followed by acetylation [4].

A disadvantage of such procedures is often the formation of salts (waste material) and by-products such as benzofurans or other impurities, which are rather difficult to separate from **1a** or **1b**. Regarding construction of the tocopherol skeleton, it has been reported that the phytolhydroquinones (2'*E*,7'*R*,11'*R*)-**2a** and (all-*rac*, *E/Z*)-**2a** are open-chain precursors in biosynthetic [5] as well as chemical [6] routes to tocopherols, respectively (Scheme 1). Furthermore, it has been shown that the phytol ether **3c** can be transformed into the vitamin E precursor **2c** by a [1,3] rearrangement, and sub-

<sup>1</sup>) Postdoctoral fellow from December 2002 to November 2003.

<sup>2</sup>) Former company name: Roche Vitamins Ltd., CH-4070 Basel.

Scheme 1



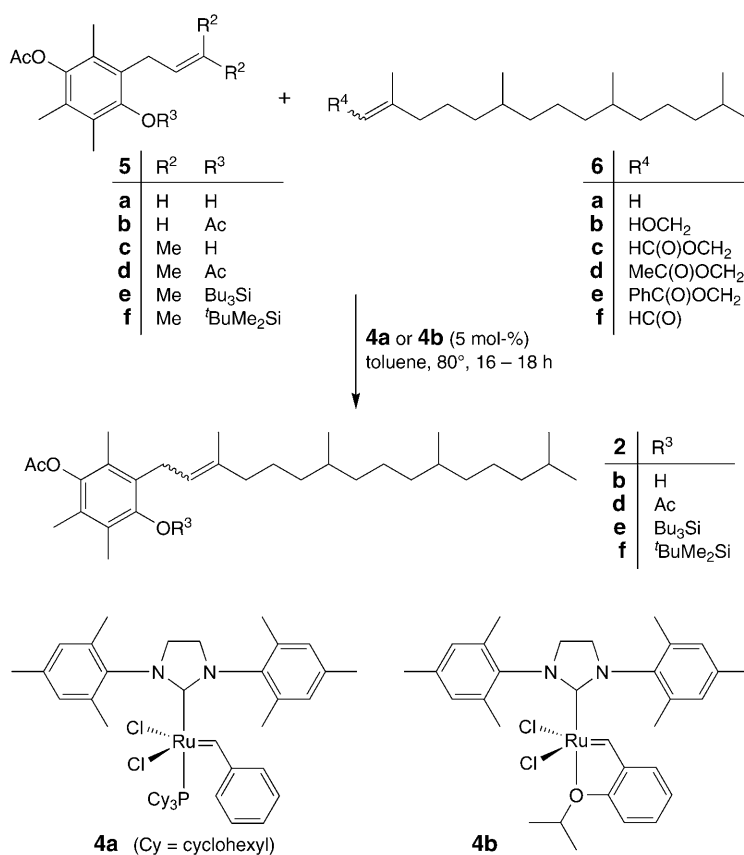
sequently cyclized to **1c** [7]. Thus, compounds **2** and **3** (particularly **2a,b** and **3a,b**) are considered as key intermediates for an alternative route to vitamin E (**1a,b**) preventing the formation of by-products usually obtained by classical syntheses.

Among the many types of transition-metal-catalyzed carbon–carbon bond-forming reactions, olefin metathesis has attracted widespread attention from the synthetic community in recent years, and has become a powerful tool for organic chemists [8]. As a consequence, and in our continual effort to develop alternative methods in the field of tocopherol chemistry, we wish to describe hereafter the successful application of the ruthenium (Ru)-catalyzed olefin cross-metathesis (CM) reaction for the synthesis of the vitamin E intermediates **2b**, **3b**, and the related compounds **2d–f** [9].

**Results and Discussion.** – The Ru alkylidenes **4a** (second-generation *Grubbs* catalyst) and **4b** (*Hoveyda–Grubbs* catalyst), which are commercially available, have proved to be very efficient for the preparation of alkenes. Many applications have been reported, mainly dealing with ring-closing metathesis (RCM) and the construction of more or less unhindered C=C bonds [10]. The synthesis of sterically congested olefins, however, is a more-demanding task. Not many examples for the efficient preparation of tri- or even tetrasubstituted alkenes with Ru catalysts had been described at the beginning of our project, most of them aiming at cyclic products, *i.e.*, again using RCM [11]. We decided to investigate catalysts **4a,b** in the synthesis of compounds **2b**, **2d–f**, and **3b**, which contain a trisubstituted C=C bond.

Our studies were first based on the six *C*-allyl derivatives **5a–f** of 2,3,6-trimethylhydroquinone-1-acetate as substrates for the synthesis of compounds **2b** and **2d–f**

Scheme 2



(Scheme 2). We also chose to employ the terminal disubstituted olefin 2,6,10,14-tetramethylpentadec-1-ene (**6a**) and compounds **6c–f**, easily derived from 3,7,11,15-tetramethylhexadec-2-en-1-ol (phytol; **6b**), as CM partners<sup>3</sup>). Preferred conditions were the following: reactions were carried out under an inert atmosphere in toluene<sup>4</sup>) at 80° using the Ru catalyst **4a** (5 mol-% based on substrates **5**). The ratio **5/6** was 1:2. Tri-decane (same amount as **5**) was used as internal GLC standard to have an estimation (no calibration was done) of the amount of the compounds present in the reaction mixture. The results obtained for the synthesis of compounds **2b** and **2d–f** are summarized in Table 1.

Our initial work began with the CM reaction of the terminal olefins **5a** or **5b** with **6a**. Unfortunately, with **5a**, the expected product **2b** was not formed (Entry 1 in Table 1), and **2d** was formed in low yield (12%) from **5b** (Entry 3). Interestingly, in both cases,

<sup>3</sup>) In preliminary experiments, CM reactions between **5d** and phytol methyl ether or phytol *tert*-butyl-(dimethyl)silyl ether gave very low yields (<5%).

<sup>4</sup>) In preliminary experiments, poor yields (0–20%) were obtained with CH<sub>2</sub>Cl<sub>2</sub> or THF as solvent.

Table 1. *Experimental Results of Cross-Methathesis with C-Allyl Substrates 5 or 7.* Conditions: substrate (0.2 mmol), metathesis partner (0.4 mmol), catalyst **4a** (10  $\mu$ mol), toluene (5 ml), 80° for 16–18 h (unless noted otherwise); tridecane was used as internal GLC standard. The abbreviations n.m. and n.d. refer to ‘not measured’ and ‘not detected’, resp.

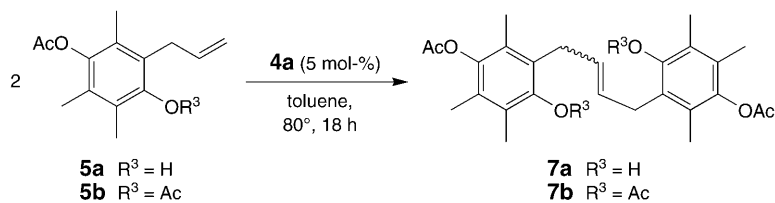
Entry	Substrate	Metathesis partner	Product	Isolated yield [%]	( <i>E/Z</i> )-Ratio <sup>a)</sup>	Remaining substrate [%] <sup>b)</sup>	Dimer (yield [%]) <sup>b)</sup>
1	<b>5a</b>	<b>6a</b>	<b>2b</b>	n.d.	–	n.d.	<b>7a</b> <sup>c)</sup>
2	<b>7a</b>	<b>6a</b>	<b>2b</b>	n.d.	–	–	<b>7a</b> <sup>c)</sup>
3	<b>5b</b>	<b>6a</b>	<b>2d</b>	12	n.m.	5	<b>7b</b> (11)
4	<b>7b</b>	<b>6a</b>	<b>2d</b>	26	72:28	–	<b>7b</b> (38)
5	<b>5c</b>	<b>6a</b>	<b>2b</b>	34	67:33	64	<b>7a</b> (n.m.)
6	<b>5d</b>	<b>6a</b>	<b>2d</b>	69	72:28	15	<b>7b</b> (3)
7 <sup>d)</sup>	<b>5d</b>	<b>6a</b>	<b>2d</b>	60	70:30	27	n.d.
8	<b>5d</b>	(all- <i>rac</i> , <i>E/Z</i> )- <b>6b</b>	<b>2d</b>	n.d.	–	n.m.	n.d.
9	<b>5d</b>	(all- <i>rac</i> , <i>E/Z</i> )- <b>6c</b>	<b>2d</b>	31	69:31	85	n.d.
10	<b>5d</b>	(all- <i>rac</i> , <i>E/Z</i> )- <b>6d</b>	<b>2d</b>	46	68:32	48	<b>7b</b> (4)
11	<b>5d</b>	(all- <i>rac</i> , <i>E/Z</i> )- <b>6e</b>	<b>2d</b>	50	67:33	34	<b>7b</b> (2)
12	<b>5e</b>	<b>6a</b>	<b>2e</b>	60	74:26	82	n.m.
13	<b>5e</b>	(all- <i>rac</i> , <i>E/Z</i> )- <b>6d</b>	<b>2e</b>	49 <sup>e)</sup>	70:30	n.d.	n.m.
14	<b>5f</b>	<b>6a</b>	<b>2f</b>	70	73:27	50	n.m.
15 <sup>d)</sup>	<b>5f</b>	<b>6a</b>	<b>2f</b>	5	72:28	39	n.m.
16	<b>5f</b>	(all- <i>rac</i> , <i>E/Z</i> )- <b>6c</b>	<b>2f</b>	42	68:32	82	n.m.
17	<b>5f</b>	(all- <i>rac</i> , <i>E/Z</i> )- <b>6d</b>	<b>2f</b>	52 <sup>e)</sup>	68:32	42	n.m.
18	<b>5f</b>	( <i>R,R,E</i> )- <b>6d</b>	<b>2f</b>	54 <sup>e)</sup>	66:34	45	n.m.
19	<b>5d</b>	<b>6f</b>	<b>2d</b>	0	–	97	n.d.
20 <sup>f)</sup>	<b>5d</b>	<b>6a</b>	<b>2d</b>	35	68:32	51	n.d.

<sup>a)</sup> Determined by GLC (**2b**, **2e**, **2f**) or <sup>1</sup>H-NMR (**2d**). <sup>b)</sup> Determined by GLC rel. to tridecane. <sup>c)</sup> Presence shown by TLC. <sup>d)</sup> At 33 mbar without solvent, 3 h. <sup>e)</sup> Yield determined by GLC due to separation problems. <sup>f)</sup> With catalyst **4b** in toluene (3 ml) at 120° for 46 h.

we observed by TLC or GLC the homodimerization (self-metathesis) of the substrates **5a** and **5b** to the disubstituted products **7a** and **7b**, respectively (*Scheme 3*), due to the high reactivity of these terminal olefins towards CM. The formation of the dimers **7a** and **7b** is a possible explanation for the low yields obtained when the monosubstituted terminal olefins **5a** or **5b** were used as substrates. Compounds **7a** and **7b** were synthesized from **5a** and **5b**, respectively, in toluene at room temperature in good yields (81 and 77%). Compound **7b** was readily isolated from the reaction mixture by precipitation with Et<sub>2</sub>O. Both dimers were fully characterized, but, their configurations could not be determined since the analyses (NMR, GLC, HPLC) did not afford any indication of a separation of the signals or peaks of the (*E*)- and (*Z*)-isomers.

Grubbs and co-workers reported an innovative strategy for avoiding undesired self-metathesis products [12]. In a two-step procedure, a terminal olefin was first homodimerized in a CM reaction, and the internal olefinic product was then treated with a second terminal olefin in the presence of a Ru catalyst to give cross-coupled products in good yields. According to this method, dimers **7a** and **7b** were also used as starting materials (*Entries 2 and 4 in Table 1*). Compound **7a** did not lead to the formation of

Scheme 3



the wanted product **2b**, but dimer **7b** gave **2d** with a better yield than in the case where the monomer **5b** had been used as substrate (26 vs. 12%). In both cases, the major part of the starting dimer remained in solution, as shown by TLC and GLC analyses.

The homodimerization of **5a** and **5b** prompted us to investigate the use of trisubstituted olefins as more-convenient substrates, since they should not undergo self-metathesis, the formation of the tetrasubstituted 2,3-dimethylbut-2-ene as by-product being disfavored. However, in all the cases, the starting substrate remained unaffected, as indicated by GLC analyses, and no or only traces of dimer were detected. As expected, compounds **5c–f** proved to be better substrates for the studied CM reactions. Indeed, when **6a** was chosen as the metathesis partner, the isolated yields (34–70%) with the above four substrates were always higher compared to the results with **5a** and **5b**, (*Entries 5, 6, 12, and 14 in Table 1*). In the particular case of **5c** (*Entry 5*), the low yield of 34% could be due to chelation of the OH moiety of **5c** to Ru during the catalytic cycle under subsequent deactivation of the catalyst [13]. Although recent reports have described efficient metathesis reactions in the presence of an allylic OH group [14], we observed a negative effect with the allylic alcohol **6b**. Indeed, reaction between **5d** and **6b** failed, and **5d** remained in solution (*Entry 8*). In reference experiments, addition of phytol ((*all-rac*, *E/Z*)-**5b**) to solutions of complex **4a** in (*D*<sub>8</sub>)toluene did not result in a shift of the <sup>31</sup>P-NMR signal of the phosphane ligand ( $\delta(P)$  29.44 ppm)<sup>5</sup>. In addition to a possible nonproductive coordination of the OH group, which would deactivate the catalyst, and according to the literature [15], a second reason could be isomerization of the allylic alcohol **6b** to the corresponding saturated aldehyde. Careful GLC analysis of the crude mixture obtained after 18 h showed only traces of phytanaldehyde, and phytol (**6b**) remained the major compound.

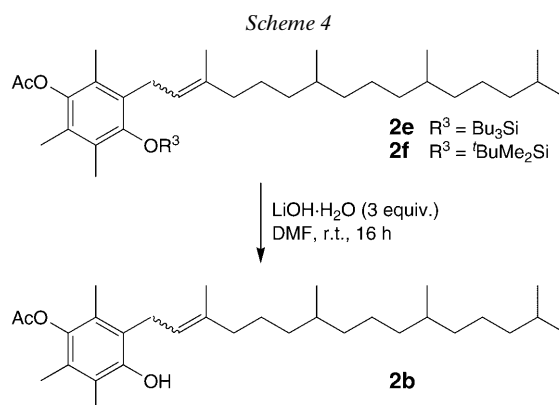
The phenoxy-protected compounds **5d–f** bearing a trisubstituted C=C bond were the best substrates, especially when the terminal olefin **6a** was the partner, (60–70% yield; *Entries 6, 12, and 14*). Furthermore, since the allylic alcohol **6b** gave no conversion (*Entry 8*), we employed allylic esters, which proved to be better. For example, reaction of **5d** with **6c**, **6d** or **6e** afforded **2d** in respective yields of 31, 46, and 50% (*Entries 9, 10, and 11*), and **2f** was prepared in 52% yield starting from **5f** and (*E,Z*)-(*all-rac*)-**6d** (*Entry 17*). The corresponding  $\alpha,\beta$ -unsaturated aldehyde, phytal (**6f**), gave also no conversion (*Entry 19*). Finally, application of the *Hoveyda–Grubbs* catalyst **4b** instead of **4a** did not result in a better yield (35%; *Entry 20*).

<sup>5</sup>) Reported value in CD<sub>2</sub>Cl<sub>2</sub>:  $\delta(P)$  31.41 [11b].

With all the substrates tested, the moderate (*E/Z*)-selectivity was always in favor of the (*E*)-isomer and comprised ratios between 66 : 34 and 74 : 26, as expected for a thermodynamic equilibrium. This selectivity is similar to that obtained from the reaction of geminal disubstituted olefins with terminal olefins [11a]. Higher selectivities in CM ( $(E/Z) > 20:1$ ) could be achieved with terminal olefins and  $\alpha,\beta$ -unsaturated compounds (esters, aldehydes, ketones), as shown by *Grubbs* and co-workers [11c]. In fact, the (*E/Z*)-selectivity in CM depends on different factors such as solvent, temperature, catalyst, or substituents on the substrates [16]. The use of the nearly isomerically pure metathesis partner (*R,R,E*)-**6d** ( $(E/Z)$  99.7 : 0.3) instead of an (*E/Z*)-mixture [(all-*rac*, *E/Z*)-**6d**; ( $E/Z$ ) 72 : 28] did not change considerably the (*E/Z*)-ratio of the product **2f** (68 : 32 and 66 : 34; *Entries* 17 and 18, resp.), and **6d**, remaining in solution after 18 h of exposure showed an (*E/Z*)-ratio of 67 : 33. Furthermore, we found no indication that one of the isomers (*E*) or (*Z*) reacted faster than the other.

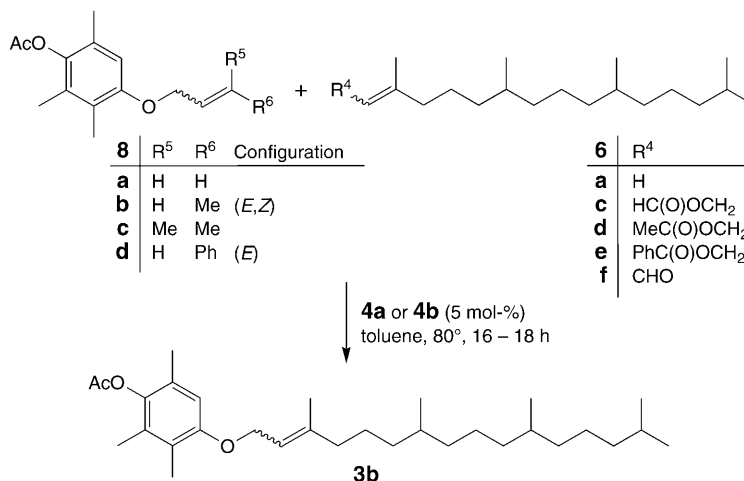
Test reactions were also carried out under both solvent-free and *in vacuo* conditions, as already employed with success by *Grubbs* and co-workers for the synthesis of symmetrical disubstituted olefins [17]. The CM reaction performed between **6a** and **5d** afforded **2d** in a yield of 60% (*Entry* 7), without detection of dimer, and reaction of **5f** with **6a** gave **2f** in a similar yield of 56% (*Entry* 15). Compared to the reactions achieved under standard conditions (toluene at ambient pressure), the yields obtained under these particular conditions were somewhat lower. Performing the experiment under vacuum should have the benefit of removing isobutene, the gaseous by-product of the reaction, therefore driving the reaction toward completion.

Finally, the silyl-protected CM products **2e** and **2f** were easily transformed into the vitamin E intermediate **2b** using 3.0 equiv. of LiOH in DMF at room temperature overnight (according to *Ankala* and *Fenteany* [18]), with yields of 74 and 69%, respectively (*Scheme* 4).



On the basis of the above results, we next applied the Ru-catalyzed CM reaction to the synthesis of the vitamin E intermediate **3b**. The reaction conditions were the same as those described above, with toluene as solvent, tridecane as internal GLC standard, and **4a** (5 mol-%) as catalyst. We employed three different *O*-allyl substrates possessing a mono- (**8a**), a di- (**8b**), or a trisubstituted (**8c**) olefin moiety (*Scheme* 5). The same CM

Scheme 5



partners as before were used, except the allylic alcohol **6b** which proved to be inefficient. The ratio **8/6** was 1:2.

The results for the synthesis of **3b** are presented in Table 2. Reaction between the allyl ether **8a** and the olefin **6a** led to the phytol ether **3b** in only 29% yield (Entry 1 in Table 2), probably due to the concomitant formation of dimer **9** (ca. 33% by GLC), as it has already been the case with substrates **5a** and **5b**. The dimer **9** was also prepared for reference from **8a** in the presence of 5 mol-% of **4a** in toluene at room temperature (Scheme 6) which gave rise to a yield of 30%. Product **9** was fully characterized as a mixture of two isomers. The observed ratio of 63:37 (by GLC) was assumed to be in favor of the (*E*)-isomer, but has not been confirmed yet.

When the disubstituted olefin **8b** was employed (Entry 2), the yield increased to 51%, and the formation of **9** was low (ca. 6%), with a large amount of unreacted starting material (ca. 50%) remaining in the reaction mixture. As expected, the allyl ether **8c** (Entry 3) proved to be the most-convenient substrate since it did not dimerize (**9** < 1%), affording the desired product in 73% yield, when **6a** was used as metathesis partner. Increasing the amount of catalyst to 10 mol-%, or increasing the overall concentration by a factor of four, did not afford better yields (68% in both cases; Entries 4 and 5). We also tested **8c** with the other olefin partners derived from phytol<sup>6</sup>. When starting from **6c–e**, yields ranged from 57 to 67% (Entries 8–11), the best results being obtained with the phytol formate **6c** (Entry 8). Here again, the formation of dimer **9** was not observed, which probably explains why the formation of **3b** was favored.

Interestingly, a yield of 67% (Entry 6) was reached by performing the reaction between **8c** and **6a** without solvent, and the isolated yield could be improved up to 83% by applying vacuum (33 mbar) during the reaction (Entry 7), with no dimerization

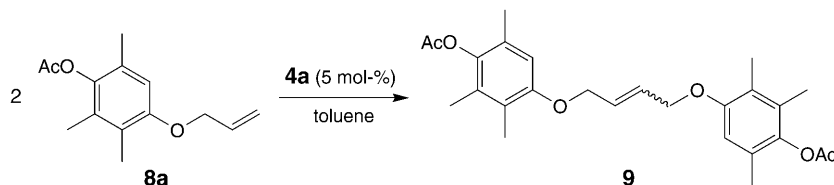
<sup>6</sup>) In preliminary tests, CM reactions between **8c** and phytol methyl ether or phytol *tert*-butyl(dimethyl)silyl ether gave yields below 40%.

Table 2. *Experimental Results of Cross-Methathesis with O-Allyl Substrates 8*. For reaction conditions, see Table 1. The abbreviations n.m. and n.d. refer to 'not measured' and 'not detected', resp.

Entry	Substrate	Metathesis partner	<b>3b</b> [%]	( <i>E/Z</i> )-Ratio <sup>a</sup> )	Remaining substrate [%] <sup>b</sup> )	<b>9</b> [%] <sup>b</sup> )
1	<b>8a</b>	<b>6a</b>	29	72:28	8	33
2	( <i>E,Z</i> )- <b>8b</b>	<b>6a</b>	51	66:34	50	6
3	<b>8c</b>	<b>6a</b>	73	67:33	27	< 1
4 <sup>c</sup> )	<b>8c</b>	<b>6a</b>	68	67:33	26	n.d.
5 <sup>d</sup> )	<b>8c</b>	<b>6a</b>	68	68:32	32	2
6 <sup>e</sup> )	<b>8c</b>	<b>6a</b>	67	64:36	35	n.d.
7 <sup>f</sup> )	<b>8c</b>	<b>6a</b>	83	67:33	n.d. <sup>g</sup> )	n.d.
8	<b>8c</b>	(all- <i>rac</i> , <i>E/Z</i> )- <b>6c</b>	67	70:30	n.m. <sup>g</sup> )	n.d.
9	<b>8c</b>	(all- <i>rac</i> , <i>E/Z</i> )- <b>6d</b>	59	69:31	37	n.d.
10	<b>8c</b>	( <i>R,R,E</i> )- <b>6d</b>	57	70:30	40 <sup>h</sup> )	n.d.
11	<b>8c</b>	(all- <i>rac</i> , <i>E/Z</i> )- <b>6e</b>	58	66:34	34	n.d.
12	<b>8d</b>	<b>6a</b>	0	–	n.m. <sup>i</sup> )	1.4
13 <sup>j</sup> )	<b>8c</b>	<b>6a</b>	0	–	45	n.d.

<sup>a</sup>) Determined by GLC or <sup>1</sup>H-NMR. <sup>b</sup>) Determined by GLC rel. to tridecane. <sup>c</sup>) With 20 μmol catalyst. <sup>d</sup>) At fourfold concentration of all reactants. <sup>e</sup>) Without solvent (neat). <sup>f</sup>) At 33 mbar without solvent, 2 h. <sup>g</sup>) Absence/presence shown by TLC. <sup>h</sup>) After 16 h, the (*E/Z*)-ratio was 67:33 for unreacted **6d**. <sup>i</sup>) Decomposing under GLC conditions. <sup>j</sup>) With 10 μmol **4b**, 115 h)

Scheme 6



occurring. This result is of particular interest for conducting larger-scale experiments, and also in terms of solvent handling and recycling.

The use of the cinnamyl ether **8d** [19] (prepared from trimethylhydroquinone-1-acetate and cinnamyl bromide) did not afford **3b** (Entry 12). Also, the application of the *Hoveyda–Grubbs* catalyst **4b** was unsuccessful in this case (Entry 13).

Concerning stereoselectivity, the (*E/Z*)-ratio of the phytol ether **3b** was always moderate (ca. 67:33). As already observed when **5f** was employed (Entries 17 and 18 in Table 1), using the isomerically nearly pure metathesis partner (*R,R,E*)-**6d** ((*E/Z*) 99.7:0.3) instead of an (*E/Z*)-mixture [(all-*rac*, *E/Z*)-**6d**; (*E/Z*) 72:28] did not change the selectivity ((*E/Z*) 70:30 instead of 69:31; Entries 9 vs. 10), and the olefin **6d**, remaining in solution for 16 h, gave rise to (*E/Z*) 67:33. This suggests that (*E/Z*)-isomerisation (via metathesis equilibrium) was faster than CM.

We would like to thank Dr. G. Schiefer and Mr. J. Kleissner for HPLC, GLC, and GLC/MS measurements, our colleagues from F. Hoffmann–La Roche AG, Basel, for spectroscopic analyses, Dr. Y. Foricher for the synthesis of **8d**, Mrs. L. Giraudi, Mr. A. Peter, and Mr. S. Häss for technical assistance in some of



the coupling reactions, and in the preparation of several starting materials, as well as Prof. Dr. A. Fürstner from the *Max-Planck Institut für Kohlenforschung*, Mülheim a.d. Ruhr, for encouraging discussions.

### Experimental Part

**General.** All reactions were carried out under Ar atmosphere in dried glassware. Reactions at room temperature (r.t.) refer to 21–23°. Toluene, DMF, CH<sub>2</sub>Cl<sub>2</sub>, and THF (over molecular sieves), solvents for extraction and chromatography, (all-*rac*, *E/Z*)-phytol (all-*rac*, *E/Z*)-**6b** with (*E/Z*) 72:28, BF<sub>3</sub>·Et<sub>2</sub>O, NaH (55–65%, in mineral oil), *tert*-butyl(dimethyl)chlorosilane, tributylchlorosilane, tridecane, Et<sub>3</sub>N, diethylazodicarboxylate (DEAD), K<sub>2</sub>CO<sub>3</sub>, LiOH·H<sub>2</sub>O, Ph<sub>3</sub>P, pyridine, Ac<sub>2</sub>O, benzoic anhydride, HCO<sub>2</sub>H, 4-(dimethylamino)pyridine (DMAP), 3-methyl-but-2-en-1-ol, and cinnamyl bromide were all purchased from *Fluka*, and used as received. The Ru catalysts **4a** and **4b** were purchased from *Strem* and *Aldrich*, resp., and stored under Ar. (*E,Z*)-4-Bromobut-2-ene, 4-bromo-2-methylbut-2-ene, and imidazole were purchased from *Aldrich*, and used without further purification. 2,3,6-Trimethylhydroquinone-1-acetate (TMHQA; >99%) was synthesized at *F. Hoffmann-La Roche* (Kilolab). Compounds **5a** [20], **6a** [21], and **8a** [22] were synthesized according to literature procedures. 3-(Prop-2-enyl)-2,5,6-trimethylhydroquinone-1,4-diacetate (**5b**) was prepared in 97% yield by acetylation of **5a** with Ac<sub>2</sub>O in CH<sub>2</sub>Cl<sub>2</sub> in the presence of DMAP (10 mol-%) (m.p. 92–94°, 98.5% pure by GLC). This compound can also be obtained according to [20]. Natural phytol was obtained from *Nippon Roche* from natural sources (purity: 90.8%; GLC); (*E/Z*) 98.7:1.3, and was purified by flash chromatography (FC) [SiO<sub>2</sub> (1 kg for 70 g phytol); hexane/Et<sub>2</sub>O 2:1; R<sub>f</sub> 0.57, and 0.48 for (*Z*)- and (*E*)-**6b**, resp.] to give (*E,R,R*)-**6b** (purity: 92.5% (GLC); (*E/Z*) 99.7:0.3) [23]. (all-*rac*)-Phytal (**6f**), was prepared from phytol (**6b**) as described earlier [24]. Flash chromatography (FC; excess Ar pressure ≤0.2 bar) was performed on *Merck* silica gel *60* (0.063–0.200 mm), and thin layer chromatography (TLC) was performed on *Merck* silica gel *F254* plates; detection by UV (254, 366 nm) and by spraying with phosphomolybdic acid followed by heating with a heat gun. Gas-liquid chromatography (GLC) was carried out with a gas chromatograph *HP 6890* [capillary column *Restek XTI* (fused silica); 30 m × 0.32 mm, film 0.25 μm, 1.8 ml/min He flux, *T* = 50–290° (30°/min), then 290° for 21 min] equipped with an autosampler *HP 7683*, split injector, and FID; *t<sub>R</sub>* in min. High-performance liquid chromatography (HPLC) was carried out with an *HP 1100* apparatus; *t<sub>R</sub>* in min; given values in area %. HPLC Conditions for **3b**: column *Spherisorb S3-W* (3 μm, 150 × 4.6 mm), hexane/(20% AcOEt/1% 2-methoxyethanol/0.1% Et(i-Pr)<sub>2</sub>N) 95:5 at 1.5 ml/min, UV detection at 280 nm. HPLC Conditions for **2b**: column *Spherisorb S5-W* (3 μm, 150 × 4.6 mm), 3% isopropylacetate/0.1% AcOH in hexane at 2 ml/min. UV detection at 220 nm. HPLC Conditions for **7a**, **7b**, and **8d**: column *ProC18* (150 × 3 mm), MeCN/H<sub>2</sub>O/0.01% methanesulfonic acid at 0.5 ml/min, UV detection at 210 nm. Melting points (m.p.) are uncorrected. IR Spectra: microscopic infrared (MIR), *Nicplan FT-IR* microscope (*Spectratech*)); as film or in nujol: *20SX FT-IR* or *Magna 750 FT-IR* spectrometer; in cm<sup>-1</sup>. Optical rotations were measured on a *Perkin-Elmer* polarimeter. <sup>1</sup>H-, <sup>13</sup>C-, and <sup>31</sup>P-NMR Spectroscopy: at 298 K on *Bruker DPX-400* or *Advance-300* spectrometers with CDCl<sub>3</sub> as solvent; chemical shifts δ in ppm rel. to Me<sub>4</sub>Si, coupling constants, *J* in Hz. EI-MS: *Finnigan MAT, SSQ7000* (70 eV). ESI-MS: *API 300 Triple Quadrupole*, NH<sub>4</sub>OAc in H<sub>2</sub>O/MeCN as solvent; in *m/z* (rel. %). Microanalyses were carried out at *Solvias AG*, Basel.

**4-Hydroxy-2,3,6-trimethyl-5-(3-methylbut-2-en-1-yl)phenyl Acetate (5c).** To a soln. of TMHQA (100 g, 670 mmol) and 3-methylbut-2-en-1-ol (57.7 g, 70 ml, 670 mmol) in anh. CH<sub>2</sub>Cl<sub>2</sub> (1 l) was added dropwise a soln. of 48% BF<sub>3</sub>·Et<sub>2</sub>O (32.5 ml, 260 mmol) during 2 h at 0°. After another 30 min, the mixture was poured into 5% aq. NaHCO<sub>3</sub> soln. (1 l), and stirred for 1 h at r.t. The org. phase was extracted with CH<sub>2</sub>Cl<sub>2</sub> (2 × 200 ml), and washed with sat. aq. NaHCO<sub>3</sub> soln. and brine. The org. layer was dried (Na<sub>2</sub>SO<sub>4</sub>), filtered, and concentrated *in vacuo*. The crude product was recrystallized from boiling hexane to give **5c** (95.3 g, 69%). Colorless, crystalline solid. Purity: 99.6% (GLC). M.p. 110–112°. GLC: *t<sub>R</sub>* (TMHQA) 6.17, *t<sub>R</sub>* (**5c**) 7.56. IR (MIR): 3506*m*, 2992*m*, 2962*m*, 2927*m*, 1732*s*, 1619*w*, 1574*w*, 1449*m* (br.), 1380*m*, 1365*s*, 1301*m*, 1256*s*, 1228*s*, 1197*s*, 1157*s*, 1073*s*, 1056*s*, 1019*s*, 989*m*, 937*m*, 868*w*, 838*s*. <sup>1</sup>H-NMR (300 MHz): 1.73 (*d*, *J* = 1.1, Me); 1.81 (*s*, Me); 2.03 (*s*, ArMe); 2.06 (*s*, ArMe); 2.06 (*s*, ArMe); 2.33 (*s*, Ac); 3.35 (*d*, *J* = 6.8, =CHCH<sub>2</sub>); 5.03 (*s*, OH); 5.12 (*m<sub>c</sub>*, =CH). EI-MS: 263.1 (5, [*M* + H]<sup>+</sup>),

262.1 (27,  $M^+$ ), 221.1 (14,  $[M - \text{COCH}]^+$ ), 220.1 (88,  $[M - \text{COCH}_2]^+$ ), 165.0 (66,  $[M - \text{COCH} - \text{CH}_2 - \text{CMe}_2]^+$ ), 164.0 (100,  $[M - \text{COCH}_2 - \text{CH}_2\text{CMe}_2]^+$ ). Anal. calc. for  $\text{C}_{16}\text{H}_{22}\text{O}_3$  (262.35): C 73.25, H 8.45; found: C 72.92, H 8.58.

**2,3,5-Trimethyl-6-(3-methylbut-2-en-1-yl)benzene-1,4-diyl Diacetate (5d).** A soln. of **5c** (500 mg, 1.90 mmol),  $\text{Ac}_2\text{O}$  (540  $\mu\text{l}$ , 5.72 mmol) and DMAP (23.2 mg, 0.19 mmol) in  $\text{CH}_2\text{Cl}_2$  (5 ml) was stirred for 16 h at 20–21°. Then, 5% aq. HCl (10 ml) was added to the colorless soln. The org. phase was extracted with  $\text{Et}_2\text{O}$  ( $3 \times 10$  ml), neutralized with sat. aq.  $\text{NaHCO}_3$  soln. (15 ml), washed with  $\text{H}_2\text{O}$  ( $2 \times 10$  ml), and dried ( $\text{Na}_2\text{SO}_4$ ). After filtration, the solvent was removed *in vacuo* to give a colorless oil which was crystallized at r.t. from boiling hexane (5 ml). After 5 h, **5d** was isolated as a colorless powder (490 mg, 85%). Purity: 99.8% (GLC). M.p. 93–95°. GLC:  $t_R$  (**5c**) 7.56,  $t_R$  (**5d**) 7.77. IR (MIR): 2933w, 1746s, 1432w, 1384w, 1368m, 1244m, 1204s, 1169w, 1080w, 1053m, 1012w, 943w, 911m, 840w.  $^1\text{H-NMR}$  (300 MHz): 1.66 (*d*,  $J=1.2$ , Me); 1.72 (*s*, Me); 2.03 (*s*, ArMe); 2.04 (*s*, 6 H, ArMe); 2.31 (*s*, Ac); 2.33 (*s*, Ac); 3.20 (*br. s*,  $=\text{CHCH}_2$ ); 4.95 (*m*,  $=\text{CH}$ ). EI-MS: 305.2 (6,  $[M + \text{H}]^+$ ), 304.2 (24,  $M^+$ ), 262.1 (14,  $[M - \text{COCH}_2]^+$ ), 261.1 (27,  $[M - \text{COMe}]^+$ ), 221.1 (16,  $[M - 2(\text{COCH}_2) + \text{H}]^+$ ), [ 220.1 (100,  $[M - 2(\text{COCH}_2)]^+$ ), 165.1 (29,  $[M - 2(\text{COCH}_2) - \text{CHCMe}_2]^+$ ), 164.0 (56,  $[M - 2(\text{COCH}_2) - \text{CH}_2\text{CMe}_2]^+$ ). Anal. calc. for  $\text{C}_{18}\text{H}_{24}\text{O}_4$  (304.39): C 71.03, H 7.95; found: C 71.14, H 7.92.

**2,3,6-Trimethyl-5-(3-methylbut-2-en-1-yl)-4-[(tributylsilyl)oxy]phenyl Acetate (5e).** To a soln. of **5c** (515 mg, 2.0 mmol) in anh. THF (6 ml) were added dropwise  $\text{Et}_3\text{N}$  (0.280 ml, 2.0 mmol) and  $\text{Bu}_3\text{SiCl}$  (0.335 ml, 2.0 mmol) successively. The resulting soln. was heated to 50° while a colorless precipitate was rapidly formed. After 18 h at 50°, the solvent was removed *in vacuo*, and the crude product was purified by FC ( $\text{SiO}_2$  (50–60 g);  $\text{Et}_2\text{O}$ /hexane 1:9;  $R_f$  (**5c**) 0.10,  $R_f$  (**5e**) 0.30) to afford **5e** (510 mg, 55%). Colorless oil. Purity: 99.3% (GLC). GLC:  $t_R$  (**5c**) 7.56,  $t_R$  ( $\text{Bu}_3\text{SiOH}$ ) 5.21,  $t_R$  (**5e**) 9.37. IR (film): 2958s, 2925s, 2872s, 1763s, 1572w, 1458s, 1416s, 1368s, 1329m, 1291m, 1247m, 1206s, 1001m, 963w, 910m, 887m, 770m, 722m.  $^1\text{H-NMR}$  (400 MHz): 0.69–0.74 (*m*, 6 H,  $\text{SiCH}_3$ ); 0.83–0.89 (*m*, 9 H,  $\text{Si}(\text{CH}_2)_3\text{Me}$ ); 1.27–1.33 (*m*, 12 H,  $\text{SiCH}_2(\text{CH}_2)_2\text{Me}$ ); 1.65 (*d*,  $J=1.2$ ,  $\text{C}=\text{CMe}$ ); 1.71 (*s*,  $\text{C}=\text{CMe}$ ); 1.98 (*s*, ArMe); 2.00 (*s*, ArMe); 2.12 (*s*, ArMe); 2.30 (*s*, Ac); 3.28 (*m*,  $=\text{CHCH}_2$ ); 4.97 (*m*,  $=\text{CH}$ ). EI-MS: 460.4 (28,  $M^+$ ), 418.3 (100,  $[M - \text{CH}_2\text{CO}]^+$ ). Anal. calc. for  $\text{C}_{28}\text{H}_{48}\text{O}_3\text{Si}$  (460.77): C 72.99, H 10.50; found: C 72.69, H 10.42.

**4-[[[(1,1-Dimethylethyl)(dimethyl)silyl]oxy]-2,3,6-trimethyl-5-(3-methylbut-2-en-1-yl)phenyl] Acetate (5f).** A soln. of **5c** (1.31 g, 5.0 mmol),  $\text{BuMe}_2\text{SiCl}$  (1.13 g, 7.1 mmol), and imidazole (1.02 g, 15.0 mmol) in anh. DMF (5 ml) was stirred at r.t. for 16 h. Then,  $\text{Et}_2\text{O}$  (40 ml) and 10% aq. HCl (15 ml) were added, and the org. phase was extracted with  $\text{Et}_2\text{O}$  ( $3 \times 15$  ml). The org. layer was washed with sat. aq.  $\text{NaHCO}_3$  soln. (30 ml), dried ( $\text{Na}_2\text{SO}_4$ ), filtered, and concentrated *in vacuo*. The resulting crude oil was purified by FC ( $\text{SiO}_2$  (120 g);  $\text{Et}_2\text{O}$ /hexane 1:4;  $R_f$  (**5c**) 0.25,  $R_f$  (**5f**) 0.66) to give **5f** (1.84 g, 98%). Yellow oil that solidified on standing at r.t. Purity: 99.6% (GLC). M.p. 63–65°. GLC:  $t_R$  (**5c**) 7.56,  $t_R$  (**5f**) 8.29. IR (nujol): 2926s, 2855s, 1765s, 1567w, 1463s, 1414w, 1375s, 1324m, 1257s, 1206s, 1100s, 1060s, 998m, 910s, 873s, 840s, 825m, 811m, 781s, 754m, 673m.  $^1\text{H-NMR}$  (400 MHz): 0.00 (*s*, 6 H,  $\text{SiMe}_2$ ); 0.88 (*s*, 9 H, *t*-Bu); 1.49 (*d*,  $J=1.6$ ,  $=\text{CMe}$ ); 1.55 (*s*,  $=\text{CMe}$ ); 1.84 (*s*, ArMe); 1.85 (*s*, ArMe); 1.97 (*s*, ArMe); 2.17 (*s*, Ac); 3.18 (*m*,  $=\text{CHCH}_2$ ); 4.86 (*m*,  $=\text{CH}$ ). EI-MS: 376.2 (24,  $M^+$ ), 334.2 (38,  $[M + \text{H} - \text{COMe}]^+$ ), 263.2 (60,  $[M + \text{H} - \text{SiMe}_2\text{CMe}_3]^+$ ), 221.2 (100,  $[M + 2 \text{H} - \text{SiMe}_2(\text{CMe}) - \text{COMe}]^+$ ). Anal. calc. for  $\text{C}_{22}\text{H}_{36}\text{SiO}_3$  (376.61): C 70.16, H 9.63, Si 7.46; found: C 70.45, H 9.75, Si 7.81.

**4-[(2E,Z)-But-2-en-1-yloxy]-2,3,6-trimethylphenyl Acetate (8b).** To a suspension of NaH (450 mg, 10.3–12.2 mmol; 55–65% suspension in mineral oil) in THF (10 ml) was added portionwise TMHQA (1.94 g, 10.0 mmol) at 2–3° under gas evolution. After 30 min, (*E,Z*)-4-bromobut-2-ene (1.7 ml, 14.0 mmol) was added dropwise, and the yellow mixture was stirred at 2–3° for 1 h. The mixture was allowed to warm to r.t., filtered after 18 h over a glass frit, and concentrated *in vacuo*. The crude residue was purified by FC ( $\text{SiO}_2$  (120 g);  $\text{Et}_2\text{O}$ /hexane 1:4;  $R_f$  (TMHQA) 0.12,  $R_f$  (**8b**) 0.50) to give **8b** (1.74 g, 7.0 mmol, 70%). Colorless oil that solidified on standing at r.t. Purity: 97.7% (GLC). M.p. 38–40°. GLC:  $t_R$  (TMHQA) 6.17,  $t_R$  ((*E*)-**8b**) 6.86,  $t_R$  ((*Z*)-**8b**) 6.89 ((*E/Z*) 89:11). IR (MIR): 2917w, 2864w, 1748s, 1617w, 1586w, 1484m, 1372s, 1325s, 1218s, 1189s, 1105s, 1077s, 1004s, 968s, 909s, 827s.  $^1\text{H-NMR}$  (300 MHz): 4.05 (*dd*,  $J=6.0$ , 1.1,  $=\text{CMe}$ ); 2.04 (*s*, ArMe); 2.11 (*s*, ArMe); 2.14 (*s*, ArMe); 2.32 (*s*, Ac); 4.40 (*d*,  $J=5.5$ ,  $=\text{CCH}_2\text{O}$ , (*E*)-isomer); 4.54 (*d*,  $J=3.7$ ,  $=\text{CCH}_2\text{CO}$ , (*Z*)-isomer); 5.66–5.88 (*m*,  $\text{CH}=\text{CH}_2$ ).

CH); 6.56 (s, arom. H, (*E*)-isomer), 6.58 (s, arom. H, (*Z*)-isomer). EI-MS: 248.2 (28,  $M^+$ ), 206.2 (20,  $[M+H-CH_2CO]^+$ ), 194.1 (3,  $[M-C_4H_6]^+$ ), 152.1 (100,  $[C_6H(OH)_2Me_3]^+$ ), 151.1 (39,  $[C_6H(OH)_2Me_3-H]^+$ ). Anal. calc. for  $C_{15}H_{20}O_3$  (248.32): C 72.55, H 8.12; found: C 72.58, H 8.16.

3,3,6-Trimethyl-4-[(3-methylbut-2-en-1-yl)oxy]phenyl Acetate (**8c**). TMHQA (1.94 g, 10.0 mmol) was added portionwise at 22–23° to a suspension of NaH (450 mg, 10.3–12.2 mmol) in THF (10 ml) under gas evolution. After 15 min, 4-bromo-2-methylbut-2-ene (1.7 ml, 14.1 mmol) was added *via* syringe, and the yellow mixture was stirred overnight at 22–23°. After 18 h,  $H_2O$  (30 ml) was added to the mixture, and the org. phase was extracted with  $Et_2O$  (3 × 50 ml), and dried ( $Na_2SO_4$ ). After filtration and evaporation of the solvent, the resulting yellow oil was purified by FC ( $SiO_2$  (130 g);  $Et_2O$ /hexane 1:4;  $R_f$  (TMHQA) 0.13,  $R_f$  (**8c**) 0.55). Compound **8c** was isolated as a yellow liquid (1.82 g, 69%) containing an unknown impurity (ca. 7%). A pure anal. sample of **8c** (477 mg, 18%), was obtained by two crystallizations from hexane (5 ml) at –40°, starting from impure **8c** (1.29 g, 4.9 mmol). Furthermore, after FC, starting TMHQA was partly recovered (415 mg, 21%) as well as 3-(3-methylbuten-2-yl)-2,5,6-trimethylhydroquinone-1-acetate (**5c**) (yellow powder; 200 mg, 7%) Characterization data given were obtained. Data of pure **8c**. Purity: 99.9% (GLC). Colorless crystals. M.p. 25–27°. GLC:  $t_R$  (TMHQA) 6.18,  $t_R$  (**8c**) 7.18,  $t_R$  (**4c**) 7.57. IR (MIR): 2964w, 2927w, 2866w, 1746s, 1615w, 1586w, 1483m, 1441m, 1378s, 1371s, 1326m, 1224s, 1196s, 1106s, 1081s, 1054m, 1036m, 1008s, 926m, 903m, 851s, 785s.  $^1H$ -NMR (400 MHz): 1.72 (s, =CMe); 1.78 (d,  $J=0.8$ , =CMe); 2.04 (s, ArMe); 2.12 (s, ArMe); 2.13 (s, ArMe); 2.32 (s, Ac); 4.46 (d,  $J=6.4$ , =CCH<sub>2</sub>O); 5.49 ( $m_c$ , =CH); 6.58 (s, arom. H). EI-MS: 262.2 (7,  $M^+$ ), 220.2 (3,  $[M-CH_2CO]^+$ ), 194.1 (21,  $[M-C_5H_8]^+$ ), 152.1 (100,  $[M-C_5H_8-CH_2CO]^+$ ). Anal. calc. for  $C_{16}H_{22}O_3$  (262.35): C 73.25, H 8.45; found: C 73.20, H 8.38.

Alternative Synthesis of **8c**. To a soln. of TMHQA (1.94 g, 10.0 mmol), 3-methyl-2-buten-1-ol (1.50 ml, 15.0 mmol), and  $Ph_3P$  (3.41 g, 13.0 mmol) in anh. THF (100 ml) cooled to –10° to –15° was added over 25 min diethyl azodicarboxylate (DEAD; 2.49 ml, 16.0 mmol) dissolved in THF (8 ml). The resulting yellow soln. was stirred at this temp. for 2 h, and then allowed to warm to r.t. After 20 h, the soln. was concentrated *in vacuo*, and the crude residue was purified by FC ( $SiO_2$  (120 g);  $Et_2O$ /hexane 1:4;  $R_f$  (OPPh<sub>3</sub>) 0.00,  $R_f$  (TMHQA) 0.12,  $R_f$  (**8c**) 0.55) to give **8c** (2.25 g, 83%). Pale-yellow oil. Purity: 94.1% (GLC). GLC:  $t_R$  (3-methyl-buten-1-ol) 4.98,  $t_R$  (TMHQA) 6.17,  $t_R$  (**8c**) 7.18,  $t_R$  (OPPh<sub>3</sub>) 9.16.

2,3,6-Trimethyl-4-[(2*E*)-3-phenylprop-2-en-1-yl]oxy]phenyl Acetate ((*E*)-**8d**). A solution of TMHQA (1.94 g, 10.0 mmol) in anh. DMF (10 ml) was added dropwise over 20 min to a stirred suspension of NaH (524 mg, 12.0–14.2 mmol) in DMF (15 ml) at 2–3° (ice bath) under gas evolution. After another 30 min, cinnamyl bromide (2.76 g, 14.0 mmol) dissolved in anh. DMF (10 ml) was added dropwise over 10 min to the mixture at 2–3°. The resulting paste was stirred at this temp. for an additional 30 min, and allowed to warm to r.t. over 14 h. The reaction was quenched by addition of cold  $H_2O$  (50 ml), and the resulting mixture was extracted with  $Et_2O$  (3 × 30 ml). The combined org. phases were washed with 50 ml each of a 2M aq. NaOH soln.,  $H_2O$ , and brine. The org. phase was dried ( $Na_2SO_4$ ), filtered, and the filtrate was concentrated *in vacuo* to afford the crude product as a yellow solid (3.26 g), which was purified by FC ( $SiO_2$  (120 g);  $Et_2O$ /hexane 1:4;  $R_f$  (TMHQA) 0.12,  $R_f$  (**8d**) 0.30,  $R_f$  (cinnamyl bromide) 0.62) to afford **8d** (2.72 g, 88%). Colorless needles. Purity: 98.3% (HPLC). M.p. 107–108° (lit. 104–107° [19]). HPLC:  $t_R$  23.4 (dec. under GLC conditions). IR (nujol): 2923s, 2854s, 1742s, 1663w, 1586m, 1576m, 1485s, 1458s, 1412m, 1372s, 1329m, 1277w, 1223s, 1203s, 1117s, 1084s, 1037m, 1002m, 969s, 907m, 849m, 833m, 748s, 694s.  $^1H$ -NMR (300 MHz): 2.06 (s, ArMe); 2.12 (s, ArMe); 2.18 (s, ArMe); 2.33 (s, Ac); 4.65 (dd,  $J=1.3, 5.5$ , OCH<sub>2</sub>); 6.43 (dt,  $J=5.5, 16.0$ , OCH<sub>2</sub>CH=), 6.62<sup>7)</sup> (s, arom. H); 6.73 (d,  $J=16.0$ , OCH<sub>2</sub>CH=CH), 7.23–7.28 (m, arom. H); 7.31–7.36 (m, arom. H), 7.41–7.44 (m, 2 arom. H).  $^{13}C$ -NMR (75.5 MHz): 12.1; 13.0; 16.6; 20.5; 69.4; 111.7; 125.1; 126.5; 127.1; 127.8; 128.6; 129.7; 132.2; 136.6; 154.2; 169.4. EI-MS: 310 (3,  $M^+$ ), 268 (7,  $[M-CH_2CO]^+$ ), 151 (6,  $[C_6H(OH)_2Me_3]^+$ ), 117 (100,  $[C_6H_5CH=CHCH_2]^+$ ). Anal. calc. for  $C_{20}H_{22}O_3$  (310.39): C 77.39, H 7.14, O 15.46; found: C 77.40, H 7.26, O 15.52.

(all-*rac*, *E/Z*)-Phytol Formate (**6c**). A mixture of (all-*rac*, *E/Z*)-**6b** (3.11 g, 10.0 mmol; (*E/Z*) 72:28) and  $HCO_2H$  (4.60 g, 100 mmol) was vigorously stirred at 60° for 2.5 h. Then,  $H_2O$  (30 ml) was added to

7) It is assumed that the value of 5.63 given in [19] is a typing error.

the mixture, and the org. phase was extracted with Et<sub>2</sub>O (2 × 30 ml). The org. layer was dried (Na<sub>2</sub>SO<sub>4</sub>), filtered, and concentrated *in vacuo*. The crude residue was purified by FC (SiO<sub>2</sub> (100 g); Et<sub>2</sub>O/hexane 5:95; *R<sub>f</sub>* ((*E/Z*)-**6b**) 0.10, *R<sub>f</sub>* ((*E*)-**6c**) 0.43, *R<sub>f</sub>* ((*Z*)-**6c**) 0.48) to give (*E/Z*)-**6c**. Colorless oil (2.92 g, 90%). Purity: 91.5% (GLC; dec.). GLC: *t<sub>R</sub>* ((*Z*)-**6b**) 7.69, *t<sub>R</sub>* ((*E*)-**6b**) 7.76, *t<sub>R</sub>* ((*Z*)-**6c**) 7.78, *t<sub>R</sub>* ((*E*)-**6c**) 7.87 ((*E/Z*) 65:35). IR (nujol): 2954*m*, 2925*m*, 2866*m*, 1728*s*, 1670*w*, 1462*m*, 1377*m*, 1366*m*, 1273*w*, 1156*s* (br.). <sup>1</sup>H-NMR (300 MHz): 0.85–0.88 (*m*, 4 Me); 1.00–1.60 (*m*, 19 H, CH, CH<sub>2</sub>); 1.71 (*s*, =CMe, (*E*)-isomer); 1.76 (*d*, *J* = 1, =CMe, (*Z*)-isomer); 2.01 (*t*, *J* = 7.6, =C(Me)CH<sub>2</sub>, (*E*)-isomer); 2.10 (*t*, *J* = 7.5, =C(Me)CH<sub>2</sub>, (*Z*)-isomer); 4.66 (*d*, *J* = 7.5, OCH<sub>2</sub>, (*Z*)-isomer); 4.69 (*d*, *J* = 7.6, OCH<sub>2</sub>, (*E*)-isomer); 5.36 (*m<sub>c</sub>*, =CH); 8.06 (*s*, OCHO). EI-MS: 324.4 (4, *M*<sup>+</sup>), 278.3 (27, [*M* – HCOOH]<sup>+</sup>), 123.1 (100, [C<sub>9</sub>H<sub>15</sub>]<sup>+</sup>). Anal. calc. for C<sub>21</sub>H<sub>40</sub>O<sub>2</sub> (324.55): C 77.72, H 12.42; found: C 77.72, H 12.42.

(*all-rac,E/Z*)-Phytyl Acetate (*all-rac,E/Z*)-**6d**. A mixture of (*all-rac,E/Z*)-**5b** (6.23 g, 20.0 mmol; (*E/Z*) 72:28), pyridine (1.98 g, 25.0 mmol), Ac<sub>2</sub>O (2.04 g, 20.0 mmol), and hexane (5 ml) was stirred at r.t. for 18 h. Then, H<sub>2</sub>O (30 ml) was added, and the resulting mixture was extracted with Et<sub>2</sub>O (3 × 50 ml). The org. phases were combined and washed with 10% aq. HCl (3 × 30 ml), neutralized with sat. aq. NaHCO<sub>3</sub> soln. (50 ml), washed with brine (50 ml) and H<sub>2</sub>O (50 ml), and dried (Na<sub>2</sub>SO<sub>4</sub>). After filtration, the solvent was removed *in vacuo*, and the crude residue was purified by FC (SiO<sub>2</sub> (120 g); Et<sub>2</sub>O/hexane 1:4; *R<sub>f</sub>* ((*E,Z*)-**6b**) 0.15, *R<sub>f</sub>* ((*E,Z*)-**6d**) 0.66) to give (*E,Z*)-(*all-rac*)-**6d**. Colorless oil (5.62 g, 16.6 mmol, 83%). Purity: 98.2% (GLC). GLC: *t<sub>R</sub>* ((*Z*)-**5b**) 7.69, *t<sub>R</sub>* ((*E*)-**5b**) 7.76, *t<sub>R</sub>* ((*Z*)-**5d**) 7.97 min, *t<sub>R</sub>* ((*E*)-**5d**) 8.06 min ((*E/Z*) 71:29). IR (MIR): 2952*m*, 2926*m*, 2868*m*, 1742*s*, 1673*w*, 1462*m* (br.), 1378*m*, 1365*m*, 1228*s*, 1020*m*. <sup>1</sup>H-NMR (400 MHz): 0.84–0.88 (*m*, 4 Me); 1.00–1.60 (*m*, 19 H, CH, CH<sub>2</sub>); 1.69 (*s*, =CMe, (*E*)-isomer); 1.75 (*d*, *J* = 0.8, =CMe; (*Z*)-isomer); 2.00 (*t*, *J* = 7.2, =C(Me)CH<sub>2</sub>, (*E*)-isomer); 2.04 (*s*, Ac); 2.08 (*t*, *J* = 7.0, =C(Me)CH<sub>2</sub>, (*Z*)-isomer); 4.56 (*d*, *J* = 7.0, OCH<sub>2</sub>, (*Z*)-isomer); 4.58 (*d*, *J* = 7.2, OCH<sub>2</sub>, (*E*)-isomer); 5.35 (*m<sub>c</sub>*, =CH). EI-MS: 278.3 (47, [*M* – H – AcO]<sup>+</sup>), 123.1 (100, [C<sub>9</sub>H<sub>15</sub>]<sup>+</sup>). Anal. calc. for C<sub>22</sub>H<sub>42</sub>O<sub>2</sub> (338.57): C 78.05, H 12.50; found: C 78.20, H 12.61.

(*R,R,E*)-Phytyl Acetate ((*R,R,E*)-**6d**). Obtained from (*R,R,E*)-**6b** ((*E/Z*) 99.7:0.3) by the same procedure as described above. Yield: 61%. Purity: 96.5% ((*E/Z*) 99.7:0.3 (GLC)). [*α*]<sub>D</sub><sup>20</sup> = –0.57 (*c* = 1.04, CH<sub>2</sub>Cl<sub>2</sub>).

(*all-rac,E/Z*)-Phytyl Benzoate (**6e**). A mixture of (*all-rac,E/Z*)-**6b** (15.02 g, 48.6 mmol; (*E/Z*) 72:28), benzoic anhydride (11.56 g, 51.1 mmol), and DMAP (300 mg, 2.4 mmol) in hexane (30 ml) was stirred at r.t. for 20 h. Then, H<sub>2</sub>O (50 ml) was added, and the org. phase was extracted with Et<sub>2</sub>O (3 × 50 ml). The org. layer was washed with 10% aq. HCl (3 × 15 ml), neutralized with sat. aq. NaHCO<sub>3</sub> soln. (50 ml), washed with brine (50 ml) and H<sub>2</sub>O (50 ml), and dried (Na<sub>2</sub>SO<sub>4</sub>). After filtration, the solvent was removed *in vacuo*, and the crude residue was purified by FC (SiO<sub>2</sub> (140 g); AcOEt/hexane 5:95; *R<sub>f</sub>* ((*E/Z*)-**6b**) 0.17, *R<sub>f</sub>* ((*E/Z*)-**6e**) 0.74) to give **6e** (14.8 g, 76%). Purity: 99.5% (GLC). GLC: *t<sub>R</sub>* ((*Z*)-**6b**) 7.69, *t<sub>R</sub>* ((*E*)-**6b**) 7.76, *t<sub>R</sub>* ((*Z*)-**6e**) 9.89, *t<sub>R</sub>* ((*E*)-**6e**) 10.08 ((*E/Z*) 68:32). IR (MIR): 2952*m*, 2926*m*, 2867*m*, 1720*s*, 1602*w*, 1586*w*, 1461*m*, 1451*m*, 1377*m*, 1314*m*, 1267*s* (br.), 1175*m*, 1106*m*, 1097*m*, 1069*m*, 1027*m*. <sup>1</sup>H-NMR (400 MHz): 0.82–0.95 (*m*, 4 Me); 0.99–1.60 (*m*, 19 H, CH, CH<sub>2</sub>); 1.75 (*s*, =CMe); 1.78 (*d*, *J* = 0.8, =CMe); 2.03 (*t*, *J* = 7.6, =CMeCH<sub>2</sub>, (*E*)-isomer); 2.13 (*t*, *J* = 7.6, =CMeCH<sub>2</sub>, (*Z*)-isomer); 4.81 (*d*, *J* = 7.6, OCH<sub>2</sub>, (*Z*)-isomer); 4.84 (*d*, *J* = 6.8, OCH<sub>2</sub>, (*E*)-isomer); 5.46 (*m<sub>c</sub>*, =CH); 7.43 (*dd*, *J* = 8.0, 8.4, 2 arom. H); 7.54 (*t*, *J* = 8.4, 1.3, arom. H); 8.05 (*dd*, *J* = 8.0, 1.3, 2 arom. H). EI-MS: 278.3 (3, [*M* – H – C<sub>6</sub>H<sub>5</sub>COO]<sup>+</sup>), 123 (33, [C<sub>9</sub>H<sub>15</sub>]<sup>+</sup>), 105 (100, [C<sub>6</sub>H<sub>5</sub>CO]<sup>+</sup>). Anal. calc. for C<sub>27</sub>H<sub>44</sub>O<sub>2</sub> (400.64): C 80.94, H 11.07; found: C 80.97, H 11.07.

**General Procedure for Ru-Catalyzed Reactions.** a) *Reactions in Toluene at Ambient Pressure.* A Schlenk tube placed under Ar and equipped with a magnetic stirring bar was charged with **4a** (8.4 mg, 0.01 mmol) (or **4b**), tridecane (36.8 mg, 0.2 mmol), and anh. toluene (2 ml). Then, a soln. of substrate **5**, **7**, or **8** (0.2 mmol) and metathesis partner **6** (0.4 mmol) dissolved in toluene (4 ml) was added at r.t. The resulting brown soln. was stirred at r.t. for 10 min, and then at 80° for 16–18 h. The progress of the reaction was monitored by GLC: *t<sub>R</sub>* (tridecane) 4.77, *t<sub>R</sub>* (**5a**) 6.85, *t<sub>R</sub>* (**5b**) 7.16, *t<sub>R</sub>* (**5c**) 7.56, *t<sub>R</sub>* (**5d**) 7.77, *t<sub>R</sub>* (**5e**) 9.37, *t<sub>R</sub>* (**5f**) 8.29, *t<sub>R</sub>* (**7a**) 15 (br.), *t<sub>R</sub>* (**7b**) 14.65, *t<sub>R</sub>* (**8a**) 6.46, *t<sub>R</sub>* ((*E*)-**8b**) 6.86, *t<sub>R</sub>* ((*Z*)-**8b**) 6.89, *t<sub>R</sub>* (**8c**) 7.18, *t<sub>R</sub>* (**6a**) 6.49, *t<sub>R</sub>* ((*Z*)-**6b**) 7.69, *t<sub>R</sub>* ((*E*)-**6b**) 7.76, *t<sub>R</sub>* ((*Z*)-**6c**) 7.78, *t<sub>R</sub>* ((*E*)-**6c**) 7.87, *t<sub>R</sub>* ((*Z*)-**6d**) 7.97, *t<sub>R</sub>* ((*E*)-**6d**) 8.06, *t<sub>R</sub>* ((*Z*)-**6e**) 9.89, *t<sub>R</sub>* ((*E*)-**6e**) 10.08, *t<sub>R</sub>* ((*Z*)-**2b**) 12.96, *t<sub>R</sub>* ((*E*)-**2b**) 13.14, *t<sub>R</sub>* ((*E,Z*)-**2d**) 13.49, *t<sub>R</sub>* ((*Z*)-**2e**) 19.59, *t<sub>R</sub>* ((*E*)-**2e**) 20.51, *t<sub>R</sub>* ((*Z*)-**2f**) 14.73, *t<sub>R</sub>* ((*E*)-**2f**) 15.07, *t<sub>R</sub>* ((*Z,E*)-**3b**) 9.5 (br.), *t<sub>R</sub>* ((*E*)-**9**) 12.44, *t<sub>R</sub>* ((*Z*)-**9**) 12.65; **8d** decomposed under GLC conditions. After 16–18 h,

the soln. (always orange, except when **5a**, **5c**, **6b**, or **7a** were used (green)) was cooled to r.t., and the solvent was evaporated *in vacuo*. The crude residue was purified by FC (SiO<sub>2</sub> (60 g); elution: 1) Et<sub>2</sub>O/hexane 1:4 when **5a,b,d**, **7a,b**, or **8a,b** were used as substrate [*R<sub>f</sub>* (**5a**) 0.25, *R<sub>f</sub>* (**5b**) 0.25, *R<sub>f</sub>* (**5d**) 0.22, *R<sub>f</sub>* (**7a**) 0.05, *R<sub>f</sub>* (**7b**) 0.05, *R<sub>f</sub>* (**8a**) 0.50, *R<sub>f</sub>* (**8b**) 0.50, *R<sub>f</sub>* (**8d**) 0.30, *R<sub>f</sub>* (**6a**) 0.90, *R<sub>f</sub>* ((*E,Z*)-**6b**) 0.15, *R<sub>f</sub>* ((*E,Z*)-**6c**) 0.86, *R<sub>f</sub>* ((*E,Z*)-**6d**) 0.70, *R<sub>f</sub>* ((*E,Z*)-**6e**) 0.74, *R<sub>f</sub>* ((*E,Z*)-**2b**) 0.42, *R<sub>f</sub>* ((*E,Z*)-**2d**) 0.42, *R<sub>f</sub>* ((*E,Z*)-**3b**) 0.70, *R<sub>f</sub>* ((*E,Z*)-**9**) 0.10]; 2) Et<sub>2</sub>O/hexane 5:95 for **5e,f** or **8c** as substrate [*R<sub>f</sub>* (**5e**) 0.29, *R<sub>f</sub>* (**5f**) 0.23, *R<sub>f</sub>* (**8c**) 0.22, *R<sub>f</sub>* (**6a**) 0.90, *R<sub>f</sub>* ((*E,Z*)-**6c**) 0.52, *R<sub>f</sub>* ((*E,Z*)-**6d**) 0.40, *R<sub>f</sub>* ((*E,Z*)-**6e**) 0.45, *R<sub>f</sub>* ((*E,Z*)-**2e**) 0.34, *R<sub>f</sub>* ((*E,Z*)-**2f**) 0.35, *R<sub>f</sub>* ((*E,Z*)-**3b**) 0.35]. The expected products (cf. Tables 1 and 2) were obtained as colorless oils. For the reaction between **8c** and **6a** at 4-fold concentration (Table 2, Entry 5), the same procedure as above was used, except that the amount of all the reactants was multiplied by a factor of two, and the volume of toluene was divided by the same factor. For the reaction between **5e** and **6d** (Table 11, Entry 13), we were not able to separate by FC **2e** from **6d**; the yield of 49% was determined by GLC. The mixture **2e/6d** was isolated by FC (SiO<sub>2</sub>, (60 g); Et<sub>2</sub>O/hexane 5:95; *R<sub>f</sub>* ((*E,Z*)-**6d**) 0.40, *R<sub>f</sub>* ((*E,Z*)-**2e**) 0.34). Then, the mixture was dissolved in DMF (2 ml), and LiOH·H<sub>2</sub>O (10 mg, 0.24 mmol) was added to the soln., which was stirred for 16 h at r.t. The solvent was evaporated *in vacuo*, and the crude residue was purified by FC (SiO<sub>2</sub> (50 g); Et<sub>2</sub>O/hexane 1:4; *R<sub>f</sub>* ((*E,Z*)-**6d**) 0.70, ((*E,Z*)-**2b**) 0.42) to give (*E,Z*)-**2b** (26 mg, 50% based on starting **2e**) as a colorless oil. The same procedure was used for the reaction between (*E,Z*)-**6d** and **5f** to isolate (*E,Z*)-**2b** (Table 1, Entries 17 and 18).

b) *Reactions without Solvent in vacuo*. A mixture of **5d**, **5f** or **8c** (0.8 mmol), **6a** (1.6 mmol), and catalyst **4** (0.04 mmol) was vigorously stirred under vacuum (33 mbar) at 80° for 2 h (**8c**) or 3 h (**5d** or **5f**). The crude mixture was purified by FC (SiO<sub>2</sub> (60 g)), to give the expected products as colorless oils.

c) *Reaction without Solvent at Ambient Pressure*. The same procedure as described above, but with **8c** and **6a** (Table 2, Entry 6) was followed, except that the reaction was run under an Ar atmosphere for 18 h.

*Data of 4-Hydroxy-2,3,6-trimethyl-5-(all-rac,E/Z)-3,7,11,15-tetramethylhexadec-2-en-1-yl]phenyl Acetate (2b)*. Data collected from different samples. Colorless oil. Purity: 99.1% (HPLC), 95.8% (GLC). *R<sub>f</sub>* (SiO<sub>2</sub>; Et<sub>2</sub>O/hexane 1:4) 0.42. HPLC: *t<sub>R</sub>* 4.47 (*Z*), 4.80 (*E*). GLC: *t<sub>R</sub>* 12.96 (*Z*), 13.14 (*E*). IR (film): 3502s, 2953s, 2927s, 2868s, 1761s, 1744s, 1577w, 1462s, 1368s, 1302w, 1225s, 1209s, 1075m, 908w, 834w. <sup>1</sup>H-NMR (400 MHz): 0.81–0.91 (*m*, 4 Me); 1.00–1.58 (*m*, 19 H, CH, CH<sub>2</sub>); 1.72 (*m<sub>c</sub>*, =CMe, (*Z*)-isomer); 1.80 (*d*, *J*=1.2, =CMe, (*E*)-isomer); 1.98 (*t*, *J*=7.4, =MeCH<sub>2</sub>, (*E*)-isomer); 2.04 (*s*, ArMe); 2.06 (*s*, ArMe); 2.14 (*s*, ArMe); 2.19 (*t*, *J*=7.4, =MeCH<sub>2</sub>, (*Z*)-isomer); 2.33 (*s*, Ac); 3.36 (*d*, *J*=6.8, ArCH<sub>2</sub>); 5.03 (*s*, OH, (*Z*)-isomer); 5.05 (*s*, OH, (*E*)-isomer); 5.13 (*t*, *J*=6.8, =CH). EI-MS: 472.3 (7, *M*<sup>+</sup>), 430.3 (100, [*M*–CH<sub>2</sub>CO]<sup>+</sup>), 207.1 (16, [*M*–C<sub>10</sub>H<sub>37</sub>]<sup>+</sup>), 165.1 (57, [*M*–C<sub>19</sub>H<sub>37</sub>–CH<sub>2</sub>CO]<sup>+</sup>). Anal. calc. for C<sub>31</sub>H<sub>52</sub>O<sub>3</sub> (472.75): C 78.76, H 11.09; found: C 78.66, H 11.04.

*Data of (R,R,E/Z)-2b*. Prepared by the selective deprotection of (*R,R,E/Z*)-**2f** (see below) obtained from the reaction between **5f** and (*R,R,E*)-**6d** (Table 1, Entry 18). The anal. data were almost identical to those of (all-rac,*E/Z*)-**2b**. (*E/Z*) 65:35. Optical rotation not determined.

*Data of 2,3,5-Trimethyl-6-[(all-rac,E/Z)-3,7,11,15-tetramethylhexadec-2-en-1-yl]benzene-1,4-diyl Diacetate (2d)*. Sample obtained from the reaction between **5d** and **6a**. Colorless oil. *R<sub>f</sub>* (SiO<sub>2</sub>; Et<sub>2</sub>O/hexane 1:4) 0.42. Purity: >99.9% (GLC). GLC: *t<sub>R</sub>* 13.45. The (*E/Z*)-ratio was determined by <sup>1</sup>H-NMR. IR (MIR): 2925s, 2867m, 1760s, 1461m, 1366s, 1244w, 1187s, 1079s, 1052s, 1009m, 908m. <sup>1</sup>H-NMR (400 MHz): 0.85–0.90 (*m*, 4 Me); 0.95–1.60 (*m*, 19 H, CH, CH<sub>2</sub>); 1.64 (*d*, *J*=1.6, =CMe, (*Z*)-isomer); 1.71 (*s*, =CMe, (*E*)-isomer); 1.90 (*m<sub>c</sub>*, =CMeCH<sub>2</sub>, (*E*)-isomer); 2.03 (*s*, ArMe); 2.04 (*s*, ArMe); 2.05 (*s*, ArMe); 2.10 (*m<sub>c</sub>*, =CM<sub>2</sub>, (*Z*)-isomer); 2.30 (*s*, Ac); 2.33 (*s*, Ac); 3.20 (br. *s*, ArCH<sub>2</sub>); 4.95 (*m<sub>c</sub>*, =CH). EI-MS: 514.5 (10, *M*<sup>+</sup>), 472.4 (24, [*M*–CH<sub>2</sub>CO]<sup>+</sup>), 430.4 (100, [*M*–2(CH<sub>2</sub>CO)]<sup>+</sup>). Anal. calc. for C<sub>33</sub>H<sub>54</sub>O<sub>4</sub> (514.79): C 77.00, H 10.57; found: C 76.99, H 10.55.

*Data of 2,3,6-Trimethyl-5-[(all-rac,E/Z)-3,7,11,15-tetramethylhexadec-2-en-1-yl]-4-[(tributylsilyl)-oxy]phenyl Acetate (2e)*. Sample obtained from the reaction between **5e** and **6a**. Colorless oil. *R<sub>f</sub>* (SiO<sub>2</sub>; Et<sub>2</sub>O/hexane 5:95) 0.34. Purity: 96.3% (GLC). GLC: *t<sub>R</sub>* 19.59 (*Z*), 20.51 (*E*), ((*E/Z*) 74:26). IR (MIR): 2955m, 2923m, 2857m, 1762m, 1461m (br.), 1415w, 1366m, 1329w, 1296w, 1246w, 1203s, 1108w, 1075m, 1000w, 910m. <sup>1</sup>H-NMR (400 MHz): 0.65–0.75 (*m*, 6 H, SiCH<sub>2</sub>); 0.80–0.90 (*m*, 7 Me); 0.95–1.60 (*m*, 31 H, CH<sub>2</sub>, CH); 1.64 (*d*, *J*=1.2, =CMe, (*Z*)-isomer); 1.69 (*s*, =CMe, (*E*)-isomer); 1.92

( $m_c$ , =CMeCH<sub>2</sub>, (*E*)-isomer); 1.97 (*s*, ArMe); 2.00 (*s*, ArMe); 2.09 ( $m_c$ , =CMeCH<sub>2</sub>, (*Z*)-isomer); 2.12 (*s*, ArMe); 2.30 (*s*, 2 Ac); 3.29 (br. *s*, ArCH<sub>2</sub>); 4.98 ( $m_c$ , =CH). EI-MS: 670.7 (40,  $M^+$ ), 628.6 (100,  $[M - CH_2CO]^+$ ). Anal. calc. for C<sub>43</sub>H<sub>78</sub>O<sub>3</sub>Si (671.17): C 76.95, H 11.71; found: C 76.47, H 11.39.

**Data of 4-[(1,1-Dimethylethyl)(dimethyl)silyloxy]-2,3,6-trimethyl-5-[(all-*rac*,*E/Z*)-3,7,11,15-tetramethylhexadec-2-en-1-yl]phenyl Acetate (2f).** Sample obtained from the reaction between **5f** and **6a**. Colorless oil. Purity: 96.5% (GLC). *R<sub>f</sub>* (SiO<sub>2</sub>; Et<sub>2</sub>O/hexane 5:95) 0.35. GLC: *t<sub>R</sub>* 14.73 (*Z*), 15.07 (*E*), ((*E/Z*) 73:27). IR (MIR): 2952*m*, 2927*m*, 2858*m*, 1763*m*, 1462*m*, 1366*m*, 1326*w*, 1252*m*, 1203*s*, 1102*w*, 1060*m*, 1005*w*, 911*m*, 872*m*, 838*s*, 778*s*. <sup>1</sup>H-NMR (400 MHz): 0.14 (*s*, SiMe<sub>2</sub>); 0.80–0.90 (*m*, 4 Me); 1.02 (*s*, *t*-Bu); 1.00–1.55 (*m*, 19 H, CH, CH<sub>2</sub>); 1.62 (*s*, =CCH); 1.67 (*d*, *J*=0.8, =CMe, (*E*)-isomer); 1.92 ( $m_c$ , =CMeCH<sub>2</sub>, (*E*)-isomer); 1.98 (*s*, ArMe); 2.00 (*s*, ArMe); 2.09 ( $m_c$ , =CMeCH<sub>2</sub>, (*Z*)-isomer); 2.11 (*s*, ArMe); 2.31 (*s*, Ac); 3.30 ( $m_c$ , ArCH<sub>2</sub>); 4.97 ( $m_c$ , =CH). EI-MS: 586.5 (24,  $M^+$ ), 544.5 (62,  $[M - CH_2CO]^+$ ). Anal. calc. for C<sub>37</sub>H<sub>66</sub>O<sub>3</sub>Si (587.01): C 75.71, H 11.33, Si 4.78; found: C 75.67, H 11.33, Si 4.80.

**Data of 2,3,6-Trimethyl-4-[(all-*rac*,*E/Z*)-3,7,11,15-tetramethylhexadec-2-en-1-yl]oxyphenyl Acetate (3b).** Data collected from different samples. Colorless oil. Purity: 99.6% (HPLC). *R<sub>f</sub>* (Et<sub>2</sub>O/hexane 5:95) 0.35. HPLC: *t<sub>R</sub>* 5.39 (*Z*), 6.29 (*E*), ((*E/Z*) 70:30). IR (film): 2927*s*, 2868*s*, 1763*s*, 1462*s*, 1368*s*, 1223*s*, 1197*s*, 1112*s*, 1081*s*. <sup>1</sup>H-NMR (400 MHz): 0.83–0.87 (*m*, 4 Me); 1.05–1.56 (*m*, 19 H, CH, CH<sub>2</sub>); 1.70 (*s*, =CMe, (*E*)-isomer); 1.77 (*s*, =CMe, (*Z*)-isomer); 2.03 ( $m_c$ , C=CCH<sub>2</sub>); 2.04 (*s*, ArMe); 2.11 (*s*, ArMe); 2.13 (*s*, ArMe); 2.32 (*s*, Ac); 4.45 (*d*, *J*=7.2, OCH<sub>2</sub>, (*Z*)-isomer); 4.48 (*d*, *J*=6.4, OCH<sub>2</sub>, (*E*)-isomer); 5.48 (*t*, *J*=6.4, =CH, (*E*)-isomer); 5.50 (*t*, *J*=7.2, =CH, (*Z*)-isomer); 6.57 (*s*, arom. H). EI-MS: 472.4 (2,  $M^+$ ), 430.4 (2,  $[M - CH_2CO]^+$ ), 194.2 (26,  $[M - C_{20}H_{39}]^+$ ), 152.2 (100,  $[M - C_{20}H_{39} - CH_2CO]^+$ ). Anal. calc. for C<sub>31</sub>H<sub>52</sub>O<sub>3</sub> (472.75): C 78.76, H 11.09; found: C 78.50, H 11.08.

**Data of (*R,R,E/Z*)-1b.** Obtained from the reaction between **8c** and (*R,R,E*)-**6d**. The anal. data were almost identical to those of (all-*rac*,*E/Z*)-**1b**. (*E/Z*) 70:30.

**Synthesis of (*E/Z*)-2b by Selective Deprotection of (*E/Z*)-2e.** A mixture of (*E/Z*)-**2e** (50.0 mg, 0.074 mmol; (*E/Z*) 73:27) and LiOH·H<sub>2</sub>O (9.4 mg, 0.223 mmol) in DMF (0.2 ml) was vigorously stirred at r.t. After 16 h, the solvent was removed *in vacuo*, and the crude oil was purified by FC (SiO<sub>2</sub> (25 g); Et<sub>2</sub>O/hexane 1:4; *R<sub>f</sub>* ((*E/Z*)-**2e**) 0.23, *R<sub>f</sub>* ((*E/Z*)-**2b**) 0.42) to give (*E/Z*)-**2b** (26.1 mg, 74%). Colorless oil. Purity: 92.1% (GLC). GLC: *t<sub>R</sub>* ((*Z*)-**2b**) 12.96, *t<sub>R</sub>* ((*E*)-**2b**) 13.14, ((*E/Z*) 72:28). For anal. data, see above.

**Synthesis of (*E/Z*)-2b by Selective Deprotection of (*E/Z*)-2f.** A mixture of (*E/Z*)-**2f** (33.0 mg, 0.056 mmol) and LiOH·H<sub>2</sub>O (7.1 mg, 0.17 mmol) in DMF (2 ml) was vigorously stirred at r.t. for 16 h. The solvent was removed *in vacuo*, and the crude oil was purified by FC (SiO<sub>2</sub> (25 g); Et<sub>2</sub>O/hexane 1:4; *R<sub>f</sub>* ((*E/Z*)-**2f**) 0.33, *R<sub>f</sub>* ((*E/Z*)-**2b**) 0.42) to give (*E/Z*)-**2b** (20.0 mg, 69%). Colorless oil. Purity: 94.2% (GLC). GLC: *t<sub>R</sub>* ((*Z*)-**2b**) 12.96, *t<sub>R</sub>* ((*E*)-**2b**) 13.14, ((*E/Z*) 68:32). For anal. data, see above.

**But-2-ene-1,4-diylbis(4-hydroxy-2,5,6-trimethylbenzene-3,1-diyl) Diacetate (7a).** A soln. of **5a** (238 mg, 1.0 mmol) and catalyst **4a** (43 mg, 0.05 mmol) in anh. toluene (5.5 ml) was stirred at r.t. A white precipitate (probably **7a**) appeared after 1 h. After 18 h, the solvent was removed *in vacuo* to afford a green powder, which was purified by FC (SiO<sub>2</sub>, (50 g); CH<sub>2</sub>Cl<sub>2</sub>/Et<sub>2</sub>O 9:1; *R<sub>f</sub>* (**4a**) 0.72, *R<sub>f</sub>* (**7a**) 0.21) to give a pale-green powder, which was subjected to a second purification by FC (SiO<sub>2</sub> (50 g); CH<sub>2</sub>Cl<sub>2</sub>/Et<sub>2</sub>O 9:1) to give **7a** (107 mg, 49%). Colorless powder. Purity: 97.0% (HPLC). M.p. 212–213° (decomp.). HPLC: *t<sub>R</sub>* (**7a**) 20.79. GLC: *t<sub>R</sub>* (**5a**) 6.85, *t<sub>R</sub>* (**7a**) ca. 15 (br.). IR (nujol): 3469*s* (br.), 2925*s*, 2855*s*, 1736*s*, 1573*w*, 1461*s*, 1374*s*, 1340*w*, 1302*m*, 1251*s*, 1225*s*, 1166*m*, 1094*w*, 1074*s*, 1052*s*, 1041*s*, 1012*w*, 969*s*, 942*m*, 909*m*. <sup>1</sup>H-NMR (400 MHz): 2.01 (*s*, Me); 2.04 (*s*, Me); 2.14 (*s*, Me); 2.32 (*s*, Ac); 3.35 (br. *s*, ArCH<sub>2</sub>); 4.78 (*s*, OH); 5.58 ( $m_c$ , =CH). ESI-MS: 458.4 (100,  $[M + NH_4]^+$ ), 441.5 (7,  $[M + H]^+$ ). Anal. calc. for C<sub>26</sub>H<sub>32</sub>O<sub>6</sub>·H<sub>2</sub>O (458.55): C 68.11, H 7.47; found: C 68.19, H 7.06.

**But-2-ene-1,4-diylbis(3,5,6-trimethylbenzene-2,1,4-triyl) Tetraacetate (7b).** A brown soln. of **5b** (299 mg, 1.0 mmol) and catalyst **4** (43 mg, 0.05 mmol) in anh. toluene (5.5 ml) was stirred at r.t. A white precipitate (**7b**) appeared after 10 min. After 18 h, Et<sub>2</sub>O (5 ml) was added to the green mixture. After filtration over a glass frit and washing with Et<sub>2</sub>O (5 ml), a white precipitate was isolated. The filtrate was evaporated *in vacuo*, the residue was dissolved in CH<sub>2</sub>Cl<sub>2</sub> (2 ml), and Et<sub>2</sub>O (10 ml) was layered over this soln., which led to a white precipitate after 2 d. Then, both precipitates were combined, and washed with toluene (2 ml) and Et<sub>2</sub>O (3 ml) to give **7b** (212 mg, 81%), which is insoluble in hexane or Et<sub>2</sub>O. Colorless powder. Purity: 97.7% (HPLC). M.p. > 235°. HPLC: *t<sub>R</sub>* (**7b**) 22.65. GLC: *t<sub>R</sub>* (**4b**) 7.16, *t<sub>R</sub>* (**7b**) 14.58.

IR (nujol): 2924s, 2854s, 1752s, 1461s, 1377s, 1343w, 1247m, 1241m, 1214s, 1195s, 1082m, 1066m, 1047m, 975w, 945w, 911m, 825m.  $^1\text{H-NMR}$  (400 MHz): 2.00 (s, ArMe); 2.02 (s, ArMe); 2.05 (s, ArMe); 2.26 (s, Ac); 2.33 (s, Ac); 3.18 (br. s,  $\text{ArCH}_2$ ); 5.31 ( $m_c$ , =CH). ESI-MS: 542.5 (100,  $[M + \text{NH}_4]^+$ ). Anal. calc. for  $\text{C}_{30}\text{H}_{36}\text{O}_8 \cdot 0.5 \text{H}_2\text{O}$  (533.62): C 67.53, H 6.99; found: C 67.86, H 6.77.

(*E/Z*)-But-2-ene-1,4-diylbis(oxy-2,3,6-trimethylbenzene-4,1-diyl) Diacetate (**9**). A soln. of **8a** (238 mg, 1.0 mmol) and catalyst **4a** (43 mg, 0.05 mmol) in anhyd. toluene (3 ml) was stirred at r.t. After 75 h, GLC analysis showed peaks at  $t_R$  6.46 (24%, **8a**), 6.38 (31%), 6.41 (12%), 12.46 (8%), and 12.67 (5%). According to a GLC/MS analysis,  $t_R$  6.38 and 6.41 were assigned to the (*E*)- and (*Z*)-isomers of 2,3,6-trimethyl-4-(prop-1-enyloxy)phenyl acetate ( $M^+$  at  $m/z$  234), a regioisomer of **8a**. Furthermore, GLC/MS analysis showed that  $t_R$  12.46 and 12.67 probably corresponded to the (*E*)- and (*Z*)-isomers of **9** ( $M^+$  at  $m/z$  440). The brown soln. was evaporated *in vacuo*, and the crude oil was purified by FC ( $\text{SiO}_2$  (60 g); 1.  $\text{Et}_2\text{O}$ /hexane 1:4;  $R_f$  (**9**) 0.10,  $R_f$  (**8a** + other isomers) 0.52; 2.  $\text{CH}_2\text{Cl}_2/\text{Et}_2\text{O}$  9:1) to give (*E/Z*)-**9** as a beige powder (67 mg, 30%). Colorless crystals could be obtained after a few days by layering hexane (20 ml) over a soln. of (*E,Z*)-**9** in  $\text{CH}_2\text{Cl}_2$  (2 ml). Purity: 92.2% (GLC). M.p. 143–145°. GLC:  $t_R$  (**9**) 12.46 and 12.67 ((*E/Z*) or (*Z/E*) 63:37),  $t_R$  (**8a**) 6.46,  $t_R$  (isomers of **8a**) 6.38 and 6.41. IR (nujol): 2925s, 2855s, 1753s, 1662w, 1617w, 1584m, 1490m, 1463s, 1377s, 1325m, 1276w, 1227s, 1204s, 1157w, 1114s, 1104m, 1098m, 1031w, 1006m, 990w, 971m, 930w, 905w, 832s.  $^1\text{H-NMR}$  (400 MHz): 2.05 (s, Me); 2.11 (s, Me); 2.16 (s, Me); 2.32 (s, 2 Ac); 4.53 (*d*,  $J=2.8$ ,  $\text{OCH}_2$ ), 6.08 ( $m_c$ , =CH); 6.57 (s, arom. H). EI-MS: 440.2 (26,  $M^+$ ), 398.2 (56,  $[M - \text{CH}_2\text{CO}]^+$ ), 247.2 (49,  $[M - \text{Me}_3\text{C}_6\text{HO}(\text{OCOMe})]^+$ ), 205.1 (100,  $[M - \text{Me}_3\text{C}_6\text{HO}(\text{OCOMe}) - \text{CH}_2\text{CO}]^+$ ). Anal. calc. for  $\text{C}_{26}\text{H}_{32}\text{O}_6$  (440.53): C 70.89, H 7.32; found: C 70.45, H 7.19.

## REFERENCES

- [1] a) H. Weiser, M. Vecchi, *Int. J. Vit. Nutr. Res.* **1982**, 52, 351; b) B. J. Weimann, H. Weiser, *Am. J. Clin. Nutr.* **1991**, 53, 1056S; c) G. Pongracz, H. Weiser, D. Matzinger, *Fat Sci. Technol.* **1995**, 3, 90; d) A. Kamal-Eldin, L.-A. Appelqvist, *Lipids* **1996**, 31, 671.
- [2] T. Netscher, in 'Lipid Synthesis and Manufacture', Ed. F. P. Gunstone, Academic Press, Sheffield, UK, 1999, p. 250–267; T. Netscher, *Chimia* **1996**, 50, 563.
- [3] K. U. Baldenius, L. von dem Bussche-Hünnefeld, E. Hilgemann, P. Hoppe, R. Stürmer, in 'Ullmanns Encyclopedia of Industrial Chemistry', VCH Verlagsgesellschaft, Weinheim, 1996, Vol. A27, p. 478–488, 594–597, and refs. cit. therein.
- [4] J. L. Finnan, Eur. Pat. 0100471, 1983; M. Matsui, H. Yamamoto, Eur. Pat. 0658552, 1994; W. Bonrath, A. Haas, E. Hoppmann, H. Pauling, Eur. Pat. 1180517, 2001; N. Hirose, H. Inoue, T. Matsunami, T. Yoshimura, K. Morita, Y. Horikawa, N. Iwata, N. Minami, K. Hayashi, C. Seki, Eur. Pat. 0694541, 1995; W. Bonrath, A. Haas, E. Hoppmann, T. Netscher, H. Pauling, F. Schager, A. Wildermann, *Adv. Synth. Catal.* **2002**, 344, 37.
- [5] A. Stocker, T. Netscher, A. Rüttimann, R. K. Müller, H. Schneider, L. J. Torado, G. Derungs, W.-D. Woggon, *Helv. Chim. Acta* **1994**, 77, 1721; A. Stocker, H. Fretz, H. Frick, A. Rüttimann, W.-D. Woggon, *Bioorg. Med. Chem.* **1996**, 4, 1129.
- [6] W. Bonrath, D. Burdick, T. Netscher, F. Schager, D. Thomas, WO 03/037883A1, 2003.
- [7] W. Bonrath, C. Dittel, T. Netscher, T. Pabst, R. Schmid, I. Zwartjes, 'XXXV. Jahrestreffen Deutscher Katalytiker', Weimar (Germany), 20–22 March 2002, contribution P 135, p. 312; T. Yoshizawa, H. Toyofuku, K. Tachibana, T. Kuroda, *Chem. Lett.* **1982**, 1131.
- [8] A. Fürstner, *Angew. Chem., Int. Ed.* **2000**, 39, 3012; T. M. Trnka, R. H. Grubbs, *Acc. Chem. Res.* **2001**, 34, 18; A. M. Rouhi, *Chem. Eng. News* **2002**, 80, 29–33 and 34–38; Special Issue, *Adv. Synth. Catal.* **2002**, 344, 567–793; S. Blechert, S. J. Connon, *Angew. Chem., Int. Ed.* **2003**, 42, 1900; A. K. Chatterjee, T.-L. Choi, D. P. Sanders, R. H. Grubbs, *J. Am. Chem. Soc.* **2003**, 125, 11360; 'Handbook of Metathesis', Ed. R. H. Grubbs, Wiley-VCH, Weinheim, 2003; R. H. Grubbs, *Tetrahedron* **2004**, 60, 7117.
- [9] G. Malaisé, W. Bonrath, M. Breuninger, T. Netscher, 'International Symposium on Organic Synthesis and Catalysis/23rd Regio-Symposium on Organic and Bio-organic Chemistry', Falkau-Feldberg (Germany), 21–24 September 2003, poster; 'XXXVII. Jahrestreffen Deutscher Katalytiker', Wei-

- mar (Germany), 17–19 March 2004, lecture by T. N. on 18 March 2004; ‘Grand Est 2005: A Scientific Meeting on Biochemistry and Nanomaterials’, Mulhouse (France), 22–23 March 2005, oral contribution CO10 by T. N.; T. Netscher, G. Malaisé, W. Bonrath, M. Breuninger, ‘7th International Symposium on Catalysis Applied to Fine Chemicals (7th CAFC)’, 23–27 October 2005, Bingen/Mainz (Germany), poster contribution LMP 25; T. Netscher, G. Malaisé, W. Bonrath, M. Breuninger, *Actual. Chim.* **2006**, 293, 21.
- [10] S. Gessler, S. Randl, S. Blechert, *Tetrahedron Lett.* **2000**, 41, 9973; P. Kahnberg, C. W. Lee, R. H. Grubbs, O. Sterner, *Tetrahedron* **2002**, 58, 5203; M. H. D. Postema, J. L. Piper, *Tetrahedron Lett.* **2002**, 43, 7095; J. P. Morgan, C. Morill, R. H. Grubbs, *Org. Lett.* **2002**, 4, 67; W. A. L. van Otterlo, E. L. Ngidi, E. M. Coynis, C. B. de Koning, *Tetrahedron Lett.* **2003**, 44, 311.
- [11] a) A. K. Chatterjee, R. H. Grubbs, *Org. Lett.* **1999**, 1, 1751; b) M. Scholl, S. Ding, C. W. Lee, R. H. Grubbs, *Org. Lett.* **1999**, 1, 953; c) A. K. Chatterjee, D. P. Sanders, R. H. Grubbs, *Org. Lett.* **2002**, 4, 1939; d) K. C. Nicolaou, G. Vassilikogiannakis, T. Montagnon, *Angew. Chem., Int. Ed.* **2002**, 41, 3276; e) K. Nakashima, M. Imoto, T. Miki, T. Miyake, N. Fujisaki, S. Fukunaga, R. Mizutani, M. Sono, M. Tori, *Heterocycles* **2002**, 56, 85; f) A. K. Chatterjee, R. H. Grubbs, *Angew. Chem., Int. Ed.* **2002**, 41, 3171; g) A. K. Chatterjee, T.-L. Choi, D. P. Sanders, R. H. Grubbs, *J. Am. Chem. Soc.* **2003**, 125, 11360; h) T. A. Kirkland, R. H. Grubbs, *J. Org. Chem.* **1997**, 62, 7310; i) A. Fürstner, O. R. Thiel, L. Ackermann, H.-J. Schanz, S. P. Nolan, *J. Org. Chem.* **2000**, 65, 2204; j) A. K. Chatterjee, J. P. Morgan, M. Scholl, R. H. Grubbs, *J. Am. Chem. Soc.* **2000**, 122, 3783; k) S. J. Connon, A. M. Dunne, S. Blechert, *Angew. Chem.* **2002**, 114, 3989; l) A. Michrowska, R. Bujok, S. Harutyunyan, V. Sashuk, G. Dolgonos, K. Grela, *J. Am. Chem. Soc.* **2004**, 126, 9318.
- [12] D. J. O’Leary, H. E. Blackwell, R. A. Washenfelder, R. H. Grubbs, *Tetrahedron Lett.* **1998**, 39, 7427.
- [13] S. Bouzbouz, J. Cossy, *Org. Lett.* **2001**, 3, 1451; J. S. Kingsbury, J. P. A. Harrity, P. J. Bonitatebus Jr., A. H. Hoveyda, *J. Am. Chem. Soc.* **1999**, 121, 791; A. Fürstner, K. Langemann, *Synthesis* **1997**, 792; G. C. Fu, R. H. Grubbs, *J. Am. Chem. Soc.* **1992**, 114, 7324.
- [14] D. T. Taber, K. J. Frankowski, *J. Org. Chem.* **2003**, 68, 6047; T. K. Maishal, D. K. Sinha-Mahapatra, K. Paranjape, A. Sarkar, *Tetrahedron Lett.* **2002**, 43, 2263, and refs. cit. therein.
- [15] E. S. Greenwood, P. J. Parsons, M. J. Young, *Synth. Commun.* **2003**, 33, 223; R. Uma, C. Crévisy, R. Grée, *Chem. Rev.* **2003**, 103, 27; M. K. Gurjar, P. Yakambram, *Tetrahedron Lett.* **2001**, 42, 3633.
- [16] J. Prunet, *Angew. Chem., Int. Ed.* **2003**, 42, 2826.
- [17] H. E. Blackwell, D. J. O’Leary, A. K. Chatterjee, R. A. Washenfelder, D. A. Bussmann, R. H. Grubbs, *J. Am. Chem. Soc.* **2000**, 122, 58.
- [18] S. V. Ankala, G. Fenteany, *Tetrahedron Lett.* **2002**, 43, 4729.
- [19] S. Okawa, M. Miyamoto, M. Okura, WO 02/028850 A1, and EP 1323716 A1, 2003, p. 73; S. Ohkawa, M. Setoh, M. Kakihana, M. Okura, WO 98/55454 A2, p. 75.
- [20] J. C. Gilbert, M. Pinto, *J. Org. Chem.* **1992**, 57, 5271.
- [21] K. Sato, S. Mizumo, M. Hirayama, *J. Org. Chem.* **1967**, 32, 177.
- [22] G. Goto, S. Ohkawa, N. Fukuda, Eur. Pat. 0345593, 1989.
- [23] L. R. Sita, *J. Org. Chem.* **1993**, 58, 5285, and refs. 15 and 16 cit. therein.
- [24] A. Knieringer, W. Walther, B. Weber, R. K. Müller, T. Netscher, *Helv. Chim. Acta* **1990**, 73, 1087.

Received January 6, 2006