

PAPER

View Article Online
View Journal | View Issue



Cite this: *Org. Biomol. Chem.*, 2021, **19**, 6431

Synthesis, C–H bond functionalisation and cycloadditions of 6-styryl-1,2-oxathiine 2,2-dioxides†

Christopher D. Gabbutt,^{ID} B. Mark Heron,^{ID} * Thomas Lilly, Ochola W. Ogwang and Dimitrios Zonidis^{ID} *

A series of 6-styryl-1,2-oxathiine 2,2-dioxides have been efficiently obtained by a two-step protocol from readily available (1*E*,4*E*)-1-(dimethylamino)-5-arylpenta-1,4-dien-3-ones involving a regioselective sulfene addition and subsequent Cope elimination. Pd-Mediated direct C–H bond functionalisation of the 6-styryl-1,2-oxathiine 2,2-dioxides and a wider selection of 5,6-diaryl substituted 1,2-oxathiine 2,2-dioxides proceeded smoothly to afford C-3 (hetero)aryl substituted analogues and the results are contrasted with those of a complementary bromination – Suzuki cross-coupling sequence. Whilst the cycloaddition of benzyne, derived from *in situ* fluoride initiated decomposition of 2-(trimethylsilyl)phenyl trifluoromethanesulfonate, to the substituted 1,2-oxathiine 2,2-dioxides resulted in low yields of substituted naphthalenes, the addition of 4-phenyl-1,2,4-triazoline-3,5-dione to the 6-styryl-1,2-oxathiine 2,2-dioxides afforded novel 5,9-dihydro-1*H*-[1,2]oxathiino[5,6-*c*][1,2,4]triazolo[1,2-*a*]pyridazine-1,3(2*H*)-dione 8,8-dioxides through a silica-mediated isomerisation of the initial [4 + 2] adducts.

Received 10th June 2021,
Accepted 29th June 2021

DOI: 10.1039/d1ob01125a

rsc.li/obc

Introduction

The 1,2-oxathiine 2,2-dioxide unit is a useful but little studied six-membered heterocyclic ring system.^{1–4} Transformation of the 1,2-oxathiine 2,2-dioxide unit into five-membered heterocyclic rings, pyrazoles and pyrroles, has been accomplished upon condensation with hydrazines⁵ and 2,4-disubstituted furans result from thermolysis.⁶ Indeed thermolysis of 4,6-dimethyl-1,2-oxathiine 2,2-dioxide provides facile access to 2,4-dimethylfuran from which the intricate side chain of mycolactones A and B⁷ and the A and C ring moieties of taxol⁸ have been obtained. Terphenylenes result from the cycloaddition of acetylenes to 1,2-oxathiine 2,2-dioxides under forcing conditions with the expulsion of SO₃.^{9,10} Recently, the 1,2-oxathiine 2,2-dioxide unit has attracted interest in materials application including in energy storage/battery technology,¹¹ as photoresists for high resolution lithography¹² and as a core unit in a photochromic dithienylethene.¹³ The synthesis, chemistry and applications of 1,2-oxathiine 2,2-dioxides has recently been reviewed.¹⁴

We have previously reinvestigated the relatively scarcely employed addition of sulfenes to enaminoketones^{15–18} as a

route to diversely substituted 4-dialkylamino-3,4-dihydro-1,2-oxathiine 2,2-dioxides and successfully eliminated the dialkylamine moiety to afford a series of unsaturated mono-, di- and tri-(hetero)aryl substituted 1,2-oxathiine 2,2-dioxides (Scheme 1).^{13,19}

In this work we explore the selectivity of the addition of sulfenes to α,β -unsaturated enaminoketones derived from either (*E*)-4-arylbut-3-en-2-ones or 4-phenylbut-3-yn-2-one to afford unsaturated 1,2-oxathiine 2,2-dioxides bearing either a C-6 arylethenyl or arylethynyl moiety after Cope elimination of the amine function from the intermediate 3,4-dihydro 1,2-oxathiine 2,2-dioxides. Further functionalisation of the oxathiine dioxide ring is examined by transition metal-mediated cross-coupling and cycloaddition chemistry leading to diversely substituted derivatives.

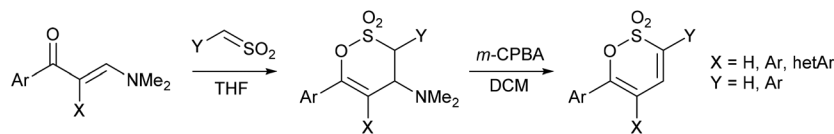
Results and discussion

Heating the (*E*)-4-(4-aryl)but-3-en-2-ones **1a–e** in PhMe containing excess DMFDMA readily afforded the (1*E*,4*E*)-1-(dimethylamino)-5-phenylpenta-1,4-dien-3-ones **2a–e** in 51–93% yield. The geometry of each C=C unit within the molecule was readily established by ¹H NMR spectroscopy with the styryl moiety affording a doublet for 4-H at *ca.* δ 6.8 and for 5-H at *ca.* δ 7.6 with *J* \sim 15.8 Hz and the dimethylaminoethene unit affording a doublet for 2-H at *ca.* δ 5.3 and for 1-H δ 7.8 with *J* \sim 12.4 Hz. (*E*)-1-(Dimethylamino)-5-phenylpent-1-en-4-yn-3-one

Department of Chemical Sciences, School of Applied Sciences, University of Huddersfield, Queensgate, Huddersfield, HD1 3DH, UK. E-mail: m.heron@hud.ac.uk, dimitrios.zonidis@hud.ac.uk

†Electronic supplementary information (ESI) available. See DOI: 10.1039/d1ob01125a





Scheme 1

2f was obtained in a similar manner from 4-phenylbut-3-yn-2-one **1f** in 77% yield (Scheme 2).

Generating phenylsulfene *in situ* using our established protocol¹⁹ of the dropwise addition of excess phenylmethanesulfonyl chloride to a cold (−10–0 °C) stirred solution of the enaminoketone **1a–f**, in anhydrous THF containing excess Et₃N gave the 6-styryl, **3a–e**, and 6-phenylethynyl, **3f**, 4-dimethylamino-3,4-dihydro-1,2-oxathiine 2,2-dioxides in 35–77% yield. In the ¹H NMR spectra of **3a–f** the alkene proton, 5-H, resonates at *ca.* δ 5.6 and appears as a doublet (*J*_{4,5} ~ 2.5 Hz), 4-H appears at *ca.* δ 4.4 as a dd (*J* ~ 2.5, 11.3 Hz) and 3-H, adjacent to the SO₂ moiety, appears as a doublet (*J*_{3,4} ~ 11.3 Hz) at *ca.* δ 4.5. The magnitude of the ³*J* coupling between 3-H and 4-H suggests a *trans*-diaxial arrangement in accord with data observed for simple 3,6-diaryl substituted 4-dimethylamino-3,4-dihydro-1,2-oxathiine 2,2-dioxides where *J*_{3,4} ~ 11.3 Hz.¹⁹ The styryl moiety of **3a–f** remains intact, since the sulfene addition is regioselective to the enaminoketone moiety, and affords the expected pair of doublets δ ~6.6 and 7.1 with *J* = 15.9 Hz.

Treatment of **3a–f** with *m*-CPBA in cold DCM readily effected the Cope elimination of the 4-dimethylamino function to afford **4a–f** in 84–93% yield, without any epoxidation of the styryl function. In the ¹H NMR spectra of **4a–f**, 4-H, conjugated with the SO₂ moiety, resonated further downfield (~δ 6.9) than 5-H (~δ 6.2) and each appeared as a doublet with *J*_{4,5} = 6.6–7.4 Hz, typical of a *cis*-diene unit. The styryl moiety of **4a–f** predictably afforded a pair of doublets δ ~6.6 and 7.3 with *J* = 15.8 Hz.

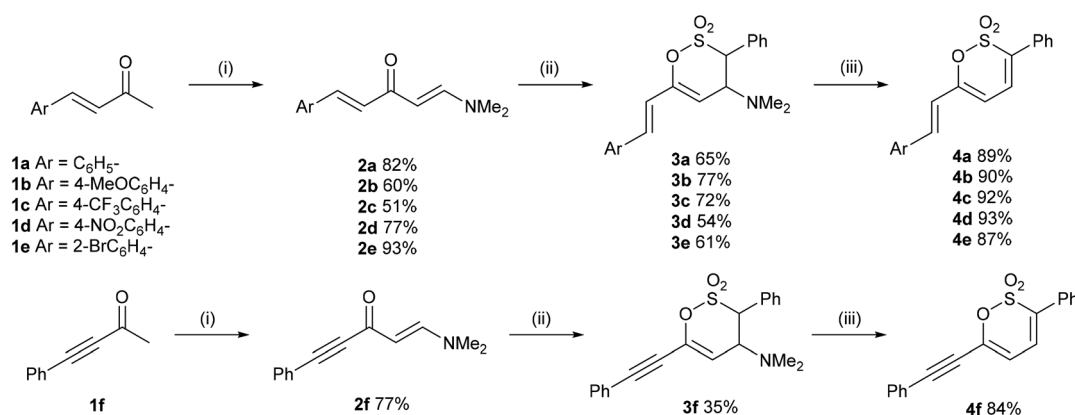
In a complementary strategy to 3-aryl-6-styryl-1,2-oxathiine 2,2-dioxides, the addition of sulfene, generated from MeSO₂Cl and Et₃N, to **2a** to afford the 3,4-dihydro-1,2-oxathiine 2,2-

dioxide **3g** which was subsequently transformed into the known 1,2-oxathiine 2,2-dioxide **4g** in an overall yield of 81% (Scheme 3) which is comparable to that reported by Bisetty *et al.*²⁰ The signal for 3-H in the ¹H NMR spectrum of **4g** (d₆-DMSO) resonated at δ 7.26 and exhibited typical *cis*-alkene coupling with *J*_{3,4} = 10 Hz; 4-H appeared as a dd at δ 7.26 and 5-H as a doublet (*J*_{4,5} = 6.7 Hz) at δ 6.31. The styryl group exhibited the predicted doublets at δ 7.09 and 7.21 with *J* = 16 Hz.

As a consequence of the similarity between the key functional group of **4g** (sultone) to 2*H*-pyrones and coumarins (lactones), we were inspired by direct C–H functionalisation strategies,²¹ in particular the work of Pereira *et al.*, for the direct C-3 arylation of coumarins.²² Thus, heating **4g** in DMF containing AgOAc (1.1 eq.), Pd(PPh₃)₄ (10 mol%) and 4-iodobenzotrifluoride (3 eq.) overnight gave **4h** in 82% yield.

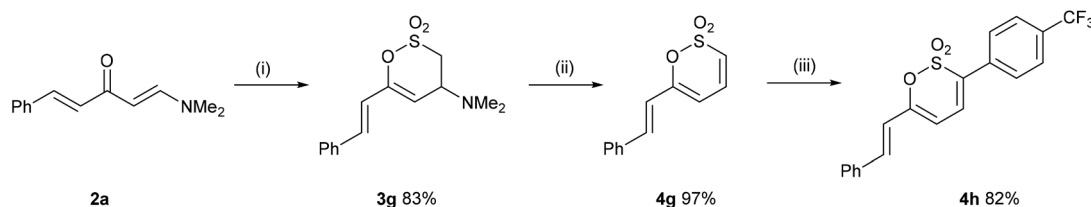
Encouraged by the success of this alternate strategy to functionalise C-3 of the 1,2-oxathiine 2,2-dioxide moiety we selected three mono- and bis-aryl substituted 1,2-oxathiine 2,2-dioxides prepared in our previous study.¹⁹ Employing the aforementioned direct C–H bond functionalisation reaction conditions, a series of 3-aryl 1,2-oxathiine 2,2-dioxides were obtained (Table 1) in good to moderate, though as yet unoptimised, yields. This ring functionalisation protocol is a useful tool for the direct introduction of, in particular electron deficient hetero(aryl) groups at C-3 which otherwise require incorporation into the starting arylmethanesulfonyl chloride, aryl sulfene precursor, of which there are relatively few available inexpensive examples.

In a complementary exploration of C-3 functionalisation **5a** was brominated (Br₂, CHCl₃, 72 h, reflux) to afford **7** in 73%



Scheme 2 Reagents and conditions: (i) Either DMFDMA, reflux or DMFDMA, L-proline (10 mol%), reflux; (ii) Et₃N, PhCH₂SO₂Cl, THF, 0 °C–rt; (iii) *m*-CPBA, DCM, 0 °C–rt.





Scheme 3 Reagents and conditions: (i) Et₃N, MeSO₂Cl, THF, 0 °C–rt; (ii) *m*-CPBA, DCM, 0 °C–rt; (iii) AgOAc (1.1 eq.), Pd(PPh₃)₄ (10 mol%), 4-I-C₆H₄CF₃ (3 eq.), DMF, 80 °C, N₂.

Table 1 Direct C–H bond arylation of **5a–c**

Substrate	R ¹	R ²	Product	Ar	Yield ^a (%)
5a	Ph	Ph	6a	Ph	39
5a	Ph	Ph	6b	4-MeOC ₆ H ₄	26
5a	Ph	Ph	6c	4-CF ₃ C ₆ H ₄	57
5a	Ph	Ph	6d	4-Pyridyl	68
5b	Ph	H	6e	Ph	32
5c	4-MeOC ₆ H ₄	4-MeOC ₆ H ₄	6f	4-Pyridyl	33 ^b

^a Yields are unoptimized. ^b Compound **6f** is slightly air sensitive and becomes red upon standing.

yield. Guided by reaction conditions employed by Wu *et al.*, for the 3-arylation of 3-bromopyran-2-ones²³ the Suzuki cross-coupling of **7** with arylboronic acids gave **6a** (40%), **6b** (58%) and **6c** (36%) (unoptimized yields); it is noteworthy that the highest yield for the Suzuki cross-coupling reaction was recorded with the electron rich 4-methoxyphenylboronic acid and complements the C–H bond functionalisation where the best yield was noted for electron deficient coupling partners. Bromination of **5b** was marginally more effective, though did require the addition of pyridine (0.25 eq.) to assist with the elimination step, affording **8** in 87% yield. Suzuki cross-coupling of the latter afforded **6e** in 27% together with 6,6'-diphenyl-[3,3'-bi(1,2-oxathiine)] 2,2,2',2'-tetraoxide **9** (10%) as a consequence of homo-coupling (Scheme 4). In the ¹H NMR spectrum of **9** 5,5'-H appears as a distinct doublet at δ 6.63 with J = 7.4 Hz; the signal for 4,4'-H was coincidental with the signal for the aromatic ring protons.

The one step direct C–H functionalisation protocol was more effective for the preparation of **6a**, **6c**, and **6e** whereas the bromination – Suzuki cross-coupling protocol afforded **6b** in better yield albeit requiring greater synthetic effort.

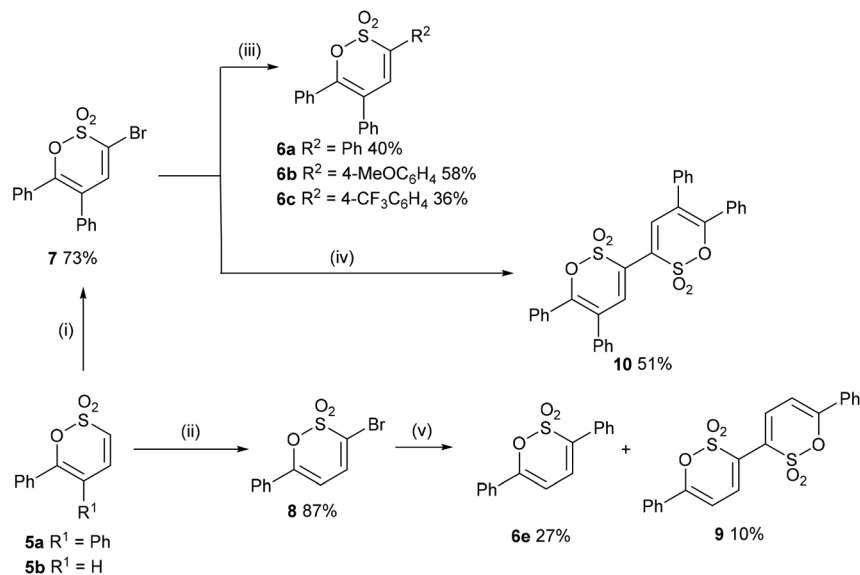
Attempts to effect a Suzuki–Miyaura borylation of **7** employing B₂Pin₂ and Pd(dppf)Cl₂²⁴ in order to afford a 3-borylated adduct for exploitation in alternative Suzuki cross-coupling reactions with aryl halides were unsuccessful and whilst no borylated product could be identified the formation of the

homo-coupled oxathiine **10** ($\delta_{4,4'-H}$ 7.56) was optimised to 51%. From the present study it would appear that the 3-bromo-1,2-oxathiine 2,2-dioxide unit is susceptible to homo-coupling. Indeed, homo-coupling of aryl halides has been observed during borylation reactions and utilised to good effect for example in the total synthesis of Pusilatin A²⁵ and biindolyis.²⁶

Metz *et al.*, have previously examined the cycloaddition of acetylenic dienophiles *e.g.* DMAD ethyl propiolate and phenyl-acetylene²⁷ to the fixed diene unit of 4,6-diaryl-1,2-oxathiine 2,2-dioxides and noted that the cycloaddition required forcing conditions *e.g.* for DMAD either 150 °C (100 W microwave) for 30 min or 25 °C, 1300 MPa for 3 days.²⁸ We were interested to examine the cycloaddition of the reactive hetero dienophile, 4-phenyl-1,2,4-triazoline-3,5-dione (PTAD), to the di- and tri-phenyl substituted oxathiine 2,2-dioxides **5a** and **6a**, respectively and in particular the addition of PTAD to the series of **4a–d**, **g** and **h** in anticipation that the latter would readily add to the diene unit comprised of the C5–C6 C=C unit and the 6-styryl substituent to afford a novel tricyclic ring system. PTAD has attracted much interest over the years^{29,30} and there has been a resurgence in its use as a consequence of its excellent dienophile character^{31–34} and as a component in new electrophilic substitution ‘click’ reactions.³⁵

Prolonged heating of a mixture of PTAD and either **5a** or **6a** in 1,2-DCE failed to afford any cycloadduct, confirming the experimental observations by Metz *et al.*,^{27,28} that cycloadditions to the 1,2-oxathiine 2,2-dioxide ‘diene’ unit require forcing conditions. Encouragingly, the wine-red colour of a solution of PTAD and the 6-styryl-1,2-oxathiine 2,2-dioxide **4a** in 1,2-DCE gradually discharged overnight suggestive of consumption of the PTAD. Examination of the ¹H NMR spectrum of the resulting crude product indicated the formation of the expected [4 + 2] adduct, 5,10a-dihydro-1*H*-[1,2]oxathiino[5,6-*c*] [1,2,4]triazolo[1,2-*a*]pyridazine-1,3(2*H*)-dione 8,8-dioxide, **11a**, by the presence of three well separated signals at δ 5.37 (10a-H), δ 5.81 (5-H) and δ 6.31 (6-H) with the signal for 10-H coincidental with the aromatic signals. A pair of cross-peak contours between 5-H and 10a-H were also observed on the NOESY spectrum of **11a**, pointing to a *syn* disposition between these two protons in agreement with the suprafacial fashion of the hetero Diels–Alder addition of PTAD. Rather unexpectedly, **11a** rearranged upon a quick clean up by short column chromatography on silica to afford the isomeric 5,9-dihydro-1*H*-[1,2]oxathiino[5,6-*c*] [1,2,4]triazolo[1,2-*a*]pyridazine-1,3(2*H*)-dione 8,8-dioxide **12a** in 60% yield (Scheme 5). The ¹H NMR spec-





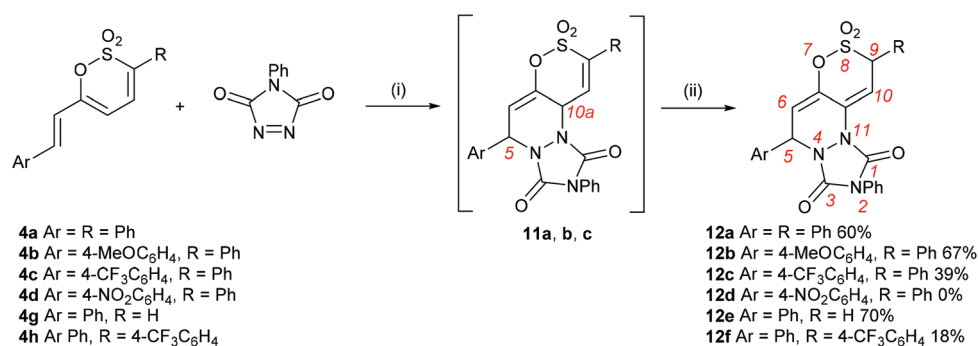
Scheme 4 Reagents and conditions: (i) Br₂, CHCl₃, reflux, 72 h; (ii) Br₂, pyridine (0.25 eq.), CHCl₃, reflux; (iii) ArB(OH)₂ (1.5 eq.), Pd(OAc)₂ (5 mol%), PCy₃ (10 mol%), (K₂HPO₄·3H₂O (3 eq.), DMAc/MeOH, N₂; (iv) B₂pin₂, Pd(dppf)Cl₂, KOAc, 1,4-dioxane, 80 °C, 1.5 h, N₂; (v) PhB(OH)₂ (1.5 eq.), Pd(OAc)₂ (5 mol%), PCy₃ (10 mol%), K₂HPO₄·3H₂O (3 eq.), DMAc, N₂.

trum of **12a** presented four well-resolved signals at δ 5.48 (ddd, J = 0.8, 1.0, 3.6 Hz, 9-H), δ 5.96 (ddd, J = 0.5, 0.8, 6.1 Hz, 5-H), δ 6.14 (ddd, J = 1.0, 1.7, 6.1 Hz, 6-H) and δ 7.11 (ddd, J = 0.5, 1.7, 3.6 Hz, 10-H) (see ESI†). Although no conformational information about these protons could be inferred *via* NOESY, their multiplicity and coupling constants (J = 1.7 Hz for 6-H and 10-H, J = 0.8 Hz for 5-H and 9-H) attested to 6-H and 10-H being appended on the terminal positions of a diene fragment, with 5-H and 9-H on their periphery and at a distance where no long-range coupling can occur between them. The spectra of the initial isolated crude adduct **11a** and rearranged isolated product **12a** are presented in Fig. 1.

Additional NMR evidence for the proposed structure **12a** was obtained *via* 2D-NMR experiments that provided more information regarding the position of 9-H at δ 5.48. In particular, the HSQC spectrum of **12a** suggested that 9-H is situated on a C atom that resonates at δ 63.07. Utilising this information, the HMBC spectrum of the compound presented a

long-range correlation of this carbon with the adjacent proton at δ 7.11 (10-H), as well as one with the aromatic protons at *circa* δ 7.56; no such correlation was observed with either of the other protons of the tricyclic core [δ 5.96 (5-H) and δ 6.14 (6-H)].

The addition of PTAD proceeded in a similar manner with **4b** and **4c** to afford the analogous 5,9-dihydro-adducts **12b** and **c**, respectively. In each case a small amount of the crude adduct was purified by trituration and characterised to establish the identity of the initial [4 + 2] adduct prior to rearrangement upon column chromatography silica. Indeed, stirring a solution of **11c** in EtOAc containing suspended chromatography silica readily effected the rearrangement to afford **12c** in quantitative yield in a matter of minutes. The trend of decreasing yield of adduct with increasing electron withdrawing power of the styryl unit was further confirmed by the failure of **4d**, bearing a 4-nitrostyryl group, to afford any adduct. Interestingly, the addition of PTAD to **4h**, in which



Scheme 5 Reagents and conditions: (i) 1,2-DCE, rt and or reflux; (ii) column chromatography on silica, CH₂Cl₂.



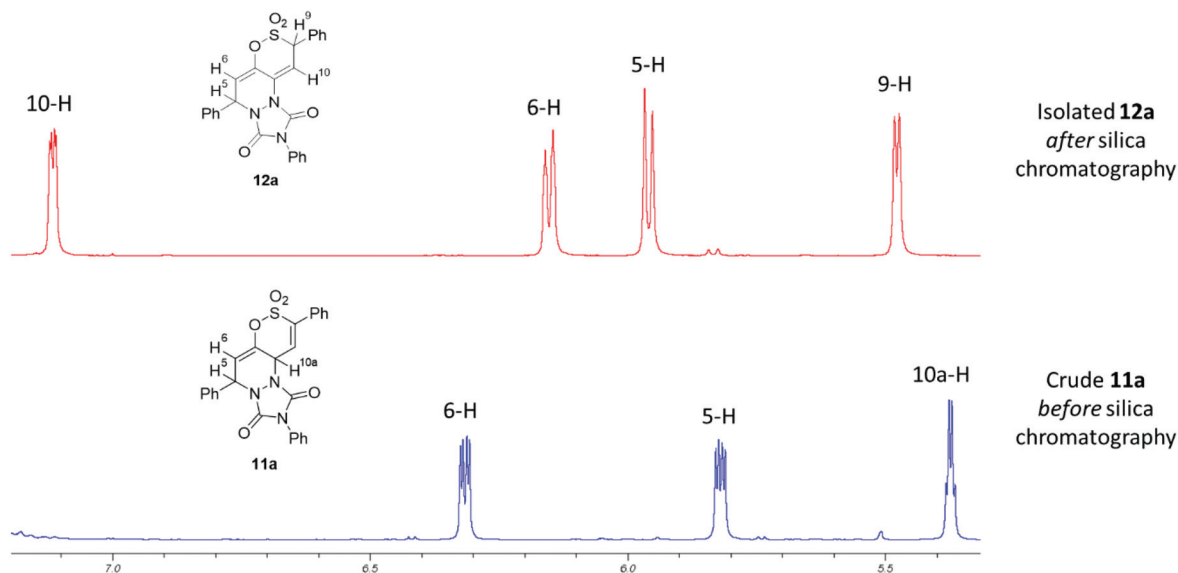


Fig. 1 ^1H NMR spectra (selected chemical shift range) of initial adduct (**11a**) and isolated product (**12a**) after elution from silica.

the Ph and 4- $\text{CF}_3\text{C}_6\text{H}_4$ groups are inverted relative to those in **4c**, proceeded to afford **12f** in 18% yield, further supporting the observation that the presence of electron withdrawing substituents is detrimental to the efficiency of the addition process.

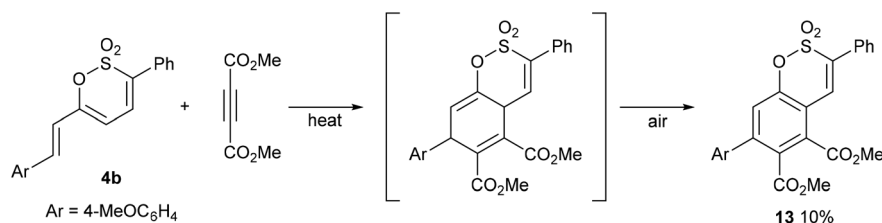
The addition of excess PTAD to **4g**, in which the 1,2-oxathiine ring is unsubstituted at C-3, only gave the mono-adduct **12e** in 70% after stirring in 1,2-DCE overnight followed by routine treatment with chromatography silica. The ^1H NMR spectrum of **12e** further supports the silica-mediated double bond migration and affords a multiplet at δ 4.24 accounting for the diastereotopic 9-H pair; 5-H and 6-H appear at δ 5.91 and δ 6.08, respectively and 10-H at δ 6.96.

Continuing our initial survey of cycloadditions to the 6-styryl substituted 1,2-oxathiines, a mixture of **4b** and DMAD was heated overnight. Elution of the resulting dark, multi-component reaction mixture from silica gave the aromatised adduct **13** in 10% yield as the only identifiable product; providing an alternative, albeit low yielding, *de novo* route to a diversely substituted benzoxathiine 2,2-dioxide (Scheme 6).

In a final exploration of the reactivity of the substituted 1,2-oxathiine 2,2-dioxides, benzyne, generated *in situ* from the action of excess CsF on 2-(trimethylsilyl)phenyl trifluoromethanesulfonate,³⁶ was added to **6e**, **14** and **15** to afford 1,4-diphe-

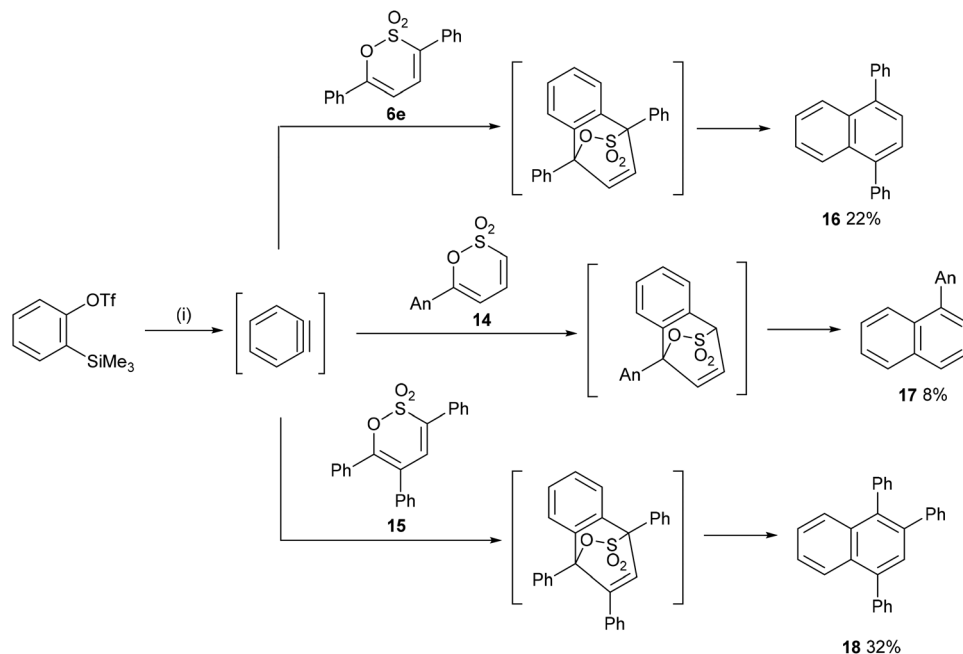
nylnaphthalene **16** (22%), 1-(4-methoxyphenyl)naphthalene **17** (8%) and 1,2,4-triphenylnaphthalene **18** (32%), respectively (Scheme 7). Unfortunately, addition of benzyne to 6-styryl-1,2-oxathiines **4a,b** gave a complex reaction product from which no pure compound could be isolated.

In summary, a small library of 3-aryl-1,2-oxathiine 2,2-dioxides with 6-arenyl and 6-arynyl substituents was constructed starting from α -methyl ketones *via* our established 3-step protocol, highlighting the suitability of these steps in furnishing 1,2-oxathiine 2,2-dioxides with unsaturated moieties on the 6-position. Attempts at coupling selected aryl substituted 1,2-oxathiine 2,2-dioxides with aryl iodides in a C-H activation coupling reaction allowed the functionalisation of the 3-position; the protocol also allowed for the introduction of a pyridyl group, thus avoiding the use of an expensive sulfonyl halide precursor in a potentially challenging sulfene addition. Bromination of selected aryl substituted 1,2-oxathiine 2,2-dioxides proceeded with moderate efficiency and the brominated analogues were coupled to aryl boronic acids in a Suzuki cross-coupling method to assess the efficiency of this method in functionalising the 1,2-oxathiine ring scaffold. Interestingly, the two Pd-catalytic routes presented complimentary reactivity profiles, with C-H activation coupling appearing to be more suitable for appending electron deficient aryl groups and the



Scheme 6





Scheme 7 Reagents and conditions: (i) CsF, MeCN, rt.

Suzuki cross-coupling more compatible for incorporating electron rich aryl groups. An additional aspect made apparent during these attempts was the unexpected ability of 1,2-oxathiine 2,2-dioxides to undergo homo-coupling to give bis-heterocyclic analogues. Utilising the styryl analogues in cycloadditions proved to be of special interest in the case of PTAD, as the cycloadducts resulting from the addition of PTAD readily rearrange in the presence of silica towards dienic regioisomers, which presents an unusual case of structure alteration during purification. Finally, a preliminary exploration of benzyne addition towards naphthalene derivatives met with limited success, with further work required to optimise the reaction conditions and ascertain potential substitution effects.

Experimental

Equipment and materials

Unless otherwise stated, reagents and solvents were purchased from major chemical catalogue companies and were used as supplied. Routine ^1H NMR (400 MHz) and ^{13}C NMR (100 MHz) spectra were recorded on a Bruker Avance DPX400 in CDCl_3 . Occasional ^1H NMR spectra were also recorded on a Bruker Avance 300 MHz instrument in CDCl_3 . Chemical shifts are provided in parts per million (ppm) using either the residual solvent peak or TMS as the internal reference. Coupling constants (J) are provided in Hz and where applicable, in order to resolve close signals and extract valuable coupling information, the raw FID data was processed using a Gaussian multiplication in place of the more usual exponential multiplication. All FT-IR spectra were recorded on a Nicolet 380 FTIR

spectrophotometer equipped with a diamond ATR attachment (neat sample). Flash column chromatography was performed on chromatography silica gel (Fluorochem, 40-63 micron particle size distribution). All final compounds were homogeneous by TLC using a range of eluent systems of differing polarity (Merck TLC aluminium sheets silica gel 60 F254 (cat. no. 105554)). High resolution mass spectra were recorded on an Agilent 6210 1200 SL TOF spectrometer within the IPOS centre at the University of Huddersfield.

The following styrylketones and enaminketones were obtained by standard procedures and possessed spectroscopic and physical data in agreement with literature data: (*E*)-4-(4-methoxyphenyl)but-3-en-2-one,³⁷ (*E*)-4-(4-nitrophenyl)but-3-en-2-one,³⁸ (*E*)-4-(4-(4-trifluoromethyl)phenyl)but-3-en-2-one,³⁹ (*E*)-4-(2-bromophenyl)but-3-en-2-one⁴⁰ and (1*E*,4*E*)-1-(dimethylamino)-5-phenylpenta-1,4-dien-3-one.⁴¹

Preparation of enaminketones

(1*E*,4*E*)-1-(Dimethylamino)-5-phenylpenta-1,4-dien-3-one 2a. 4-Phenyl-3-buten-2-one (5.00 g, 34.2 mmol) was dissolved in DMFDMA (11.4 mL, 85.5 mmol, 2.5 eq.) under a N_2 atmosphere and heated to 80 °C, before the addition of L-proline (0.39 g, 3.42 mmol, 10% mol). The reaction mixture was stirred at 80 °C overnight and then cooled. The volatile components were removed by rotary evaporation and the crude solid was triturated with Et_2O to afford the title compound as a pale yellow-brown solid (5.65 g, 82%); mp 90–95 °C (lit. mp 94–96 °C (ref. 41)); ν_{max} (neat): 3020, 2916, 1639, 1616 ($\text{C}=\text{O}$), 1577, 1549, 1496, 1484, 1432, 1365, 1345, 1275, 1219, 1200, 1158, 1116, 1030 cm^{-1} ; δ_{H} (400 MHz, CDCl_3) 2.88 (s, 3H, $\text{N}(\text{CH}_3)_2$), 3.12 (s, 3H, $\text{N}(\text{CH}_3)_2$), 5.27 (d, J = 12.5 Hz, 1H, $\text{OCCH}=\text{CHNMe}_2$), 6.79 (d, J = 15.8 Hz, 1H, $\text{PhCH}=\text{CHCO}$),



7.29–7.37 (m, 3H, Ar-H), 7.53–7.55 (m, 2H, Ar-H), 7.55 (d, $J = 15.7$ Hz, 1H, PhCH=CHCO), 7.75 (d, $J = 12.5$ Hz, 1H, OCCH=CHNMe₂); δ_C (100 MHz, CDCl₃) 37.27, 44.99, 96.39, 127.88, 128.31, 128.71, 129.23, 135.82, 138.49, 153.46, 186.32.

(1E,4E)-1-(Dimethylamino)-5-(4-methoxyphenyl)penta-1,4-dien-3-one 2b. (*E*)-4-(4-Methoxyphenyl)but-3-en-2-one (6.93 g, 39.3 mmol) was dissolved in PhMe (50 mL) and DMFDMA (15.6 mL, 118.0 mmol, 3 eq.) and *L*-proline (0.45 g, 10% mol) under a N₂ atmosphere. The mixture was refluxed for 5 d and then cooled to room temperature whereupon the volatile components were removed by rotary evaporation. The resulting solid was triturated with Et₂O to afford the product as a yellow solid (5.46 g, 60%); mp = 100–102 °C (lit. mp 99–101 °C (ref. 42)); ν_{\max} (neat): 2996, 2909, 2837, 1653, 1610, 1597, 1573, 1531, 1509, 1434, 1417, 1405, 1355, 1300, 1269, 1247, 1170, 1144, 1084, 1026 cm⁻¹; δ_H (400 MHz, CDCl₃) 2.89 (br s, 3H, NCH₃), 3.08 (br s, 3H, NCH₃), 3.82 (s, 3H, CH₃O), 5.25 (d, $J = 12.5$ Hz, 1H, 2-H), 6.67 (d, $J = 15.9$ Hz, 1H, 4-H), 6.87–6.89 (m, 2H, Ar-H), 7.48–7.50 (m, 2H, Ar-H), 7.53 (d, $J = 15.9$ Hz, 1H, 5-H), 7.73 (d, $J = 12.5$ Hz, 1H, 1-H); δ_C (100 MHz, CDCl₃) 37.43, 44.90, 55.33, 96.40, 114.17, 126.16, 128.55, 129.40, 138.26, 153.14, 160.61, 186.54; found $[M + H]^+ = 232.1334$, C₁₄H₁₇NO₂ requires $[M + H]^+ = 232.1335$.

(1E,4E)-1-(Dimethylamino)-5-(4-(trifluoromethyl)phenyl)penta-1,4-dien-3-one 2c. (*E*)-4-(4-(Trifluoromethyl)phenyl)but-3-en-2-one was dissolved in DMFDMA (7.75 mL, 58.3 mmol, 2.5 eq.) and PhMe (15 mL) under a N₂ atmosphere. The mixture was heated to reflux overnight and then cooled to room temperature whereupon the volatile components were removed by rotary evaporation. The obtained crude solid mass was crushed into a fine powder and triturated with 1 : 1 Et₂O/P.E. to yield the product as a yellow solid (3.17 g, 51%); mp = 131–133 °C (lit. mp 133–134 °C (ref. 42)); ν_{\max} (neat): 3062, 2916, 2803, 1653, 1613 (C=O), 1537, 1422, 1360, 1318, 1264, 1161, 1111, 1089, 1063, 1009 cm⁻¹; δ_H (400 MHz, CDCl₃) 2.91 (s, 3H, NCH₃), 3.16 (s, 3H, NCH₃), 5.28 (d, $J = 12.4$ Hz, 1H, 2-H), 6.85 (d, $J = 15.7$ Hz, 1H, 4-H), 7.58 (d, $J = 15.7$ Hz, 1H, 5-H), 7.59–7.66 (m, 4H, Ar-H), 7.79 (d, $J = 12.4$ Hz, 1H, 1-H); δ_C (100 MHz, CDCl₃) 37.29, 45.13, 96.42, 124.05 (q, $J = 272$ Hz), 125.65 (q, $J = 3.8$ Hz), 127.93, 130.63, 130.65 (q, $J = 32.3$ Hz), 136.61, 139.35, 153.86, 185.55; δ_F (376.5 MHz, CDCl₃) –62.66; found $[M + H]^+ = 270.1100$, C₁₄H₁₄F₃NO requires $[M + H]^+ = 270.1103$.

(1E,4E)-1-(Dimethylamino)-5-(4-nitrophenyl)penta-1,4-dien-3-one 2d. (*E*)-4-(4-Nitrophenyl)but-3-en-2-one (1.00 g, 5.2 mmol) was dissolved in PhMe (25 mL) and DMFDMA (1.73 mL, 13.0 mmol, 2.5 eq.) under a N₂ atmosphere. The reaction mixture was refluxed for 6 h and then cooled to room temperature whereupon the volatile components were removed by rotary evaporation. The crude product was filtered through a silica column (neat CHCl₃ to 5% MeOH/CHCl₃) to afford the title compound as an orange solid after trituration with Et₂O (0.99 g, 77%); mp = 152–154 °C; ν_{\max} (neat): 3035, 2912, 1650, 1614 (C=O), 1593, 1537, 1505, 1436, 1424, 1355, 1335, 1302, 1265, 1089 cm⁻¹; δ_H (400 MHz, CDCl₃) 2.91 (s, 3H, NCH₃), 3.17 (s, 3H, NCH₃), 5.28 (d, $J = 12.2$ Hz, 1H, 2-H), 6.89 (d, $J = 15.9$

Hz, 1H, 4-H), 7.58 (d, $J = 15.9$ Hz, 1H, 5-H), 7.65–7.68 (m, 2H, Ar-H), 7.80 (d, $J = 12.2$ Hz, 1H, 1-H), 8.20–8.22 (m, 2H, Ar-H); δ_C (100 MHz, CDCl₃) 37.35, 45.18, 96.54, 124.05, 128.31, 132.38, 135.54, 142.37, 147.79, 154.12, 184.94; found $[M + H]^+ = 247.1082$, C₁₃H₁₄N₂O₃ requires $[M + H]^+ = 247.1080$.

(1E,4E)-1-(2-Bromophenyl)-5-(dimethylamino)penta-1,4-dien-3-one 2e. (*E*)-4-(2-Bromophenyl)but-3-en-2-one was dissolved in DMFDMA (7.40 mL, 55.5 mmol, 2.5 eq.) under a N₂ atmosphere and the reaction mixture was heated to reflux overnight and then cooled to room temperature. The volatile components were removed by rotary evaporation to afford the product as a pale brown oil (5.77 g, 93%); ν_{\max} (neat): 2908, 2803, 1654, 1610 (C=O), 1541, 1463, 1416, 1351, 1258, 1217, 1199, 1082, 1020 cm⁻¹; δ_H (400 MHz, CDCl₃) 2.90 (s, 3H, NCH₃), 3.14 (s, 3H, NCH₃), 5.31 (d, $J = 12.5$ Hz, 1H, 2-H), 6.71 (d, $J = 15.8$ Hz, 1H, 4-H), 7.14–7.19 (m, 1H, Ar-H), 7.27–7.30 (m, 1H, Ar-H), 7.57–7.63 (m, 2H, Ar-H), 7.75 (d, $J = 12.5$ Hz, 1H, 1-H), 7.86 (d, $J = 15.8$ Hz, 1H, 5-H); δ_C (100 MHz, CDCl₃) 37.27, 45.08, 95.90, 125.26, 127.51, 127.62, 130.16, 131.42, 133.27, 135.95, 136.83, 153.71, 186.03; found $[M + H]^+ = 280.0328$, C₁₃H₁₄⁷⁹BrNO requires $[M + H]^+ = 280.0331$.

(E)-1-(Dimethylamino)-5-phenylpent-1-en-4-yn-3-one 2f. 4-Phenylbut-3-yn-2-one (3.03 mL, 20.8 mmol, 1.0 eq.) was dissolved in PhMe (20 mL) and DMFDMA (4.15 mL, 31.2 mmol, 1.5 eq.) under a N₂ atmosphere. The resulting mixture was heated at reflux overnight. Upon cooling the volatile components were removed under reduced pressure to afford a viscous crude oil which upon trituration with Et₂O afforded the title compound as a pale brown powder (3.18 g, 77%); mp = 80–82 °C, (lit. mp = 86–87 °C (ref. 43)); ν_{\max} (neat): 1621 (C=O), 1558, 1488, 1441, 1405, 1343, 1308, 1267, 1207, 1193, 1178, 1115, 1025 cm⁻¹; δ_H (400 MHz, CDCl₃) 2.89 (s, 3H, NCH₃), 3.17 (s, 3H, NCH₃), 5.33 (d, $J = 12.6$ Hz, 1H, COCH), 7.33–7.41 (m, 3H, Ar-H), 7.54–7.57 (m, 2H, Ar-H), 7.74 (d, $J = 12.6$ Hz, 1H, CHNMe); δ_C (100 MHz, CDCl₃) 37.36, 45.36, 86.53, 87.79, 102.17, 121.38, 128.45, 129.55, 132.40, 158.22, 174.78; found $[M + H]^+ = 200.1068$, C₁₃H₁₃NO requires $[M + H]^+ = 200.1073$.

Preparation of 3,4-dihydro-1,2-oxathiine 2,2-dioxides

(E)-4-(Dimethylamino)-3-phenyl-6-styryl-3,4-dihydro-1,2-oxathiine 2,2-oxide 3a. A solution of phenylmethanesulfonyl chloride (8.27 g, 43.4 mmol, 3.5 eq.) in anhydrous THF (35 mL) was added dropwise to a cold (–10 °C) stirred solution of (1E,4E)-1-(dimethylamino)-5-phenylpenta-1,4-dien-3-one (2.5 g, 12.4 mmol) and Et₃N (6.05 mL, 43.4 mmol, 3.5 eq.) in anhydrous THF (35 mL) under nitrogen, over 10 min, with the rate of addition such that the temperature was maintained at or below 0 °C. Upon completion of the addition the reaction mixture was warmed to room temperature overnight, before being filtered to remove the precipitated Et₃N·HCl. Removal of the solvent gave the crude product which was purified by column chromatography (alumina, 20% to 30% EtOAc/hexane) to yield the title product as a pale yellow solid (2.87 g, 65%); mp = 124–126 °C (from EtOAc/hexane); ν_{\max} (neat): 2830, 2793, 1651, 1496, 1468, 1454, 1368 (O–SO₂), 1315, 1268, 1228, 1191,



1170 (O-SO₂), 1073, 1039 cm⁻¹; δ_{H} (400 MHz, CDCl₃) 2.25 (s, 6H, N(CH₃)₂), 4.38 (dd, J = 2.4, 11.2 Hz, 1H, 4-H), 4.53 (d, J = 11.2 Hz, 1H, 3-H), 5.50 (d, J = 2.6 Hz, 1H, 5-H), 6.55 (d, J = 15.9 Hz, 1H, PhCH=CH), 7.04 (d, J = 15.9 Hz, 1H, PhCH=CH), 7.32–7.39 (m, 3H, Ar-H), 7.44–7.46 (m, 5H, Ar-H), 7.52–7.55 (m, 2H, Ar-H); δ_{C} (100 MHz, CDCl₃) 41.24, 63.35, 64.58, 108.09, 119.62, 127.06, 128.77, 128.83, 129.23, 129.26, 129.75, 129.76, 131.72, 135.59, 149.60; found $[M + H]^+ = 356.1323$, C₂₀H₂₁NO₃S requires $[M + H]^+ = 356.1315$.

(E)-4-(Dimethylamino)-6-(4-methoxystyryl)-3-phenyl-3,4-dihydro-1,2-oxathiine 2,2-dioxide 3b. A solution of phenylmethanesulfonyl chloride (10.30 g, 54.0 mmol, 2.5 eq.) in anhydrous THF (60 mL) and DCM (10 mL) was subsequently added dropwise over 20 min to a cold (–5 °C) stirred solution of (1E,4E)-1-(dimethylamino)-5-(4-methoxyphenyl)penta-1,4-dien-3-one (5.00 g, 21.6 mmol) and Et₃N (7.53 mL, 54.0 mmol, 2.5 eq.) in anhydrous THF (60 mL) and DCM (15 mL) under nitrogen. Upon completion of the addition, the reaction mixture was stirred for 2 h at 0 °C, before warming to room temperature overnight and then filtered to remove the precipitated Et₃N·HCl. Removal of the solvent gave the crude product which was purified by column chromatography (alumina, 20% to 50% EtOAc/hexane) to afford the title compound as a yellow solid (6.39 g, 77%); mp = 125–127 °C (from EtOAc/hexane); ν_{max} (neat): 2976, 2938, 2831, 2781, 1601, 1510, 1495, 1453, 1372 (O-SO₂), 1319, 1251, 1226, 1169 (O-SO₂), 1109, 1015 cm⁻¹; δ_{H} (400 MHz, CDCl₃) 2.25 (s, 6H, N(CH₃)₂), 3.83 (s, 3H, OCH₃), 4.39 (dd, J = 2.2, 11.1 Hz, 1H, 4-H), 4.52 (d, J = 11.1 Hz, 1H, 3-H), 5.43 (d, J = 2.5 Hz, 1H, 5-H), 6.43 (d, J = 15.9 Hz, 1H, HC=CHC-O), 6.88–6.91 (m, 2H, Ar-H), 6.99 (d, J = 15.9 Hz, 1H, AnCH=CH), 7.38–7.41 (m, 2H, Ar-H), 7.44–7.45 (m, 3H, Ar-H), 7.53–7.55 (m, 2H, Ar-H); δ_{C} (100 MHz, CDCl₃) 41.18 (2 × C), 55.35, 63.32, 64.61, 106.79, 114.29, 117.42, 128.35, 128.44, 129.21, 129.36, 129.72, 129.74, 131.32, 149.89, 160.18; found $[M + H]^+ = 386.1417$, C₂₁H₂₃NO₄S requires $[M + H]^+ = 386.1424$.

(E)-4-(Dimethylamino)-3-phenyl-6-(4-(trifluoromethyl)styryl)-3,4-dihydro-1,2-oxathiine 2,2-dioxide 3c. A solution of phenylmethanesulfonyl chloride (3.80 g, 20.0 mmol, 1.8 eq.) in anhydrous THF (50 mL) was added dropwise over 10 min to a cold (–10 °C) stirred solution of (1E,4E)-1-(dimethylamino)-5-(4-(trifluoromethyl)phenyl)penta-1,4-dien-3-one (3.00 g, 11.1 mmol) and Et₃N (2.77 mL, 20.0 mmol, 1.8 eq.) in anhydrous THF (50 mL) under nitrogen. The resulting mixture was stirred for 2 h at –10 °C and was warmed to room temperature overnight and then filtered to remove the precipitated Et₃N·HCl. Removal of the solvent gave the crude product which was purified by column chromatography (basic alumina, 30% to 50% EtOAc/hexane) to afford the title compound as an off-white powder after trituration with Et₂O (3.40 g, 72%); mp = 128–129 °C (from EtOAc/hexane); ν_{max} (neat): 2980, 2948, 2359, 2341, 1652, 1613, 1496, 1455, 1414, 1376 (O-SO₂), 1321, 1267, 1221, 1188, 1163 (O-SO₂), 1105, 1063, 1044, 1013 cm⁻¹; δ_{H} (400 MHz, CDCl₃) 2.26 (s, 6H, N(CH₃)₂), 4.39 (dd, J = 2.7, 11.1 Hz, 1H, 4-H), 4.54 (d, J = 11.1 Hz, 1H, 3-H), 5.58 (d, J = 2.7 Hz, 1H, 5-H), 6.63 (d, J = 15.9 Hz, 1H, F₃CC₆H₄CH), 7.05 (d, J = 15.8

Hz, 1H, CH=CHC-O), 7.45–7.46 (m, 3H, Ar-H), 7.53–7.55 (m, 4H, Ar-H), 7.61–7.63 (m, 2H, Ar-H); δ_{C} (100 MHz, CDCl₃) 41.22, 63.35, 64.63, 109.77, 122.02, 124.04 (q, J = 270 Hz), 125.79 (q, J = 3.7 Hz), 127.17, 129.07, 129.27, 129.73, 129.85, 130.13, 130.34 (q, J = 32 Hz), 139.04, 149.16; δ_{F} (376.5 MHz, CDCl₃) –62.64; found $[M + H]^+ = 424.1191$, C₂₁H₂₀F₃NO₃S requires $[M + H]^+ = 424.1192$.

(E)-4-(Dimethylamino)-6-(4-nitrostyryl)-3-phenyl-3,4-dihydro-1,2-oxathiine 2,2-dioxide 3d. A solution of phenylmethanesulfonyl chloride (1.27 g, 6.7 mmol, 1.8 eq.) in anhydrous THF (15 mL) was added dropwise over 10 min to a cold (–10 °C) stirred solution of (1E,4E)-1-(dimethylamino)-5-(4-nitrophenyl)penta-1,4-dien-3-one (0.92 g, 3.7 mmol) and Et₃N (0.90 mL, 6.7 mmol, 1.8 eq.) in anhydrous THF (15 mL) and DCM (20 mL) under nitrogen. The resulting mixture was stirred at –5 °C for 2 h and was warmed to room temperature over 2 h. Removal of the solvent afforded a sticky solid mass which was purified by column chromatography (basic alumina, 20% EtOAc/hexane to neat EtOAc) to afford the title product as a pale yellow solid after trituration with Et₂O (0.80 g, 54%); mp = 156–158 °C (from EtOAc/hexane); ν_{max} (neat): 2787, 2359, 2341, 1619, 1590, 1506, 1498, 1456, 1377 (O-SO₂), 1335, 1267, 1226, 1189, 1139 (O-SO₂), 1107, 1072, 1053, 1038 cm⁻¹; δ_{H} (400 MHz, CDCl₃) 2.26 (s, 6H, N(CH₃)₂), 4.40 (dd, J = 2.5, 11.3 Hz, 1H, 4-H), 4.55 (d, J = 11.3 Hz, 1H, 3-H), 5.64 (d, J = 2.5 Hz, 1H, 5-H), 6.70 (d, J = 15.8 Hz, 1H, O₂NC₆H₄CH), 7.07 (d, J = 15.8 Hz, 1H, CH=CHC-O), 7.45–7.54 (m, 5H, Ar-H), 7.58–7.60 (m, 2H, Ar-H), 8.22–8.24 (m, 2H, Ar-H); δ_{C} (100 MHz, CDCl₃) 41.25, 63.30, 64.69, 123.78, 124.22, 124.30, 127.56, 128.90, 129.02, 129.24, 129.32, 129.70, 129.95, 141.92, 147.55; found $[M + H]^+ = 401.1168$, C₂₀H₂₀N₂O₅S requires $[M + H]^+ = 401.1169$.

(E)-6-(2-Bromostyryl)-4-(dimethylamino)-3-phenyl-3,4-dihydro-1,2-oxathiine 2,2-dioxide 3e. A solution of phenylmethanesulfonyl chloride (7.45 g, 39.2 mmol, 2.2 eq.) in anhydrous THF (60 mL) was added dropwise over 15 min to a cold (–5 °C) stirred solution of (1E,4E)-1-(2-bromophenyl)-5-(dimethylamino)penta-1,4-dien-3-one (5.00 g, 17.8 mmol) and Et₃N (5.46 mL, 39.2 mmol, 2.2 eq.) in anhydrous THF (60 mL) under nitrogen. Upon completion of the addition the mixture was stirred for 2 h at –5 °C and then warmed to room temperature overnight and then filtered to remove the precipitated Et₃N·HCl. Removal of the solvent gave the crude product which was purified by column chromatography (basic alumina, 30% EtOAc/hexane) to afford the title product as a pale-yellow powder after washing with Et₂O (4.68 g, 61%); mp = 128–130 °C (from EtOAc/hexane); ν_{max} (neat): 2978, 2936, 2863, 2837, 2794, 2359, 2343, 1657, 1496, 1458, 1437, 1364 (O-SO₂), 1337, 1310, 1280, 1259, 1207, 1186 (O-SO₂), 1171, 1149, 1092, 1076, 1046, 1022 cm⁻¹; δ_{H} (400 MHz, CDCl₃) 2.26 (s, 6H, N(CH₃)₂), 4.37 (dd, J = 2.4, 11.4 Hz, 1H, 4-H), 4.55 (d, J = 11.4 Hz, 1H, 3-H), 5.55 (d, J = 2.4 Hz, 1H, 5-H), 6.50 (d, J = 15.4 Hz, 1H, BrC₆H₄CH), 7.14–7.18 (m, 1H, Ar-H), 7.28–7.32 (m, 1H, Ar-H), 7.34 (d, J = 15.4 Hz, 1H, CH=CHC-O), 7.45–7.46 (m, 3H, Ar-H), 7.53–7.55 (m, 3H, Ar-H), 7.55–7.61 (m, 1H, Ar-H); δ_{C} (100 MHz, CDCl₃) 41.23, 63.33, 64.58, 109.35, 122.49,



124.63, 126.95, 127.55, 129.21, 129.24, 129.75, 129.78, 129.80, 130.35, 133.37, 135.68, 149.41; found $[M + H]^+ = 434.0421$, $C_{20}H_{20}^{79}BrNO_3S$ requires $[M + H]^+ = 434.0423$.

4-(Dimethylamino)-3-phenyl-6-(phenylethynyl)-3,4-dihydro-1,2-oxathiine 2,2-dioxide 3f. A solution of phenylmethanesulfonyl chloride (5.73 g, 30.0 mmol, 3.0 eq.) in anhydrous THF (30 mL) was added dropwise to a cold ($-10\text{ }^\circ\text{C}$) stirred solution of (*E*)-1-(dimethylamino)-5-phenylpent-1-en-4-yn-3-one (2.00 g, 10.0 mmol) and Et_3N (4.20 mL, 30.0 mmol, 3.0 eq.) in anhydrous THF (30 mL). Upon completion of the addition the reaction mixture was stirred at $-10\text{ }^\circ\text{C}$ for 2 h and warmed room temperature overnight and then filtered to remove the precipitated $Et_3N\cdot HCl$. Removal of the solvent gave the crude product which was purified by column chromatography (alumina, 20% EtOAc/petroleum spirit ($40\text{--}60\text{ }^\circ\text{C}$)) to afford the title product as an off-white solid after trituration with Et_2O (1.23 g, 35%); mp = $128\text{--}130\text{ }^\circ\text{C}$ (from EtOAc/petroleum spirit ($40\text{--}60\text{ }^\circ\text{C}$)); ν_{\max} (neat): 2779, 2214, 1647, 1488, 1455, 1442, 1366 ($O\text{--}SO_2$), 1316, 1299, 1280, 1258, 1228, 1182 ($O\text{--}SO_2$), 1168, 1108, 1071, 1050, 1032 cm^{-1} ; δ_H (400 MHz, $CDCl_3$) 2.27 (s, 6H, $N(CH_3)_2$), 4.35 (dd, $J = 2.7, 11.3\text{ Hz}$, 1H, 4-H), 4.50 (d, $J = 11.3\text{ Hz}$, 1H, 3-H), 5.90 (d, $J = 2.7\text{ Hz}$, 1H, 5-H), 7.35–7.42 (m, 3H, Ar-H), 7.44–7.45 (m, 3H, Ar-H), 7.51–7.53 (m, 4H, Ar-H); δ_C (100 MHz, $CDCl_3$) 41.28, 63.53, 64.85, 80.78, 91.69, 114.60, 120.93, 128.54, 128.87, 129.24, 129.68, 129.71, 129.84, 131.92, 135.18; found $[M + H]^+ = 354.1157$, $C_{20}H_{19}NO_3S$ requires $[M + H]^+ = 354.1158$.

(*E*)-4-(Dimethylamino)-6-styryl-3,4-dihydro-1,2-oxathiine 2,2-dioxide 3g. A solution of methanesulfonyl chloride (4.7 mL, 60.8 mmol) in anhydrous THF (35 mL) was added dropwise to a cold ($-10\text{ }^\circ\text{C}$) stirred solution of (1*E*,4*E*)-1-(dimethylamino)-5-phenylpenta-1,4-dien-3-one (8.16 g, 40.5 mmol) and Et_3N (8.40 mL, 60.8 mmol) in anhydrous THF (100 mL) under nitrogen, over 15 min, with the rate of addition such that the temperature was maintained at or below $0\text{ }^\circ\text{C}$. Upon completion of the addition the reaction mixture was warmed to room temperature and stirred overnight, before being filtered to remove the precipitated $Et_3N\cdot HCl$. Removal of the solvent gave the crude product which was purified by column chromatography using 80% EtOAc in hexane produced a brown solid (9.40 g, 83%); mp = $132\text{--}134\text{ }^\circ\text{C}$; ν_{\max} (neat) 1364, 1347, 1167, 749, 686, 632, 571, 529; δ_H (300 MHz, $CDCl_3$) 2.35 (s, 6H, NMe_2), 3.26 (dd, $J = 11.4, 13.3\text{ Hz}$, 1H, 3-H), 3.50 (ddd, $J = 1.0, 7.3, 13.3\text{ Hz}$, 1H, 3-H), 4.13 (dddd, $J = 2.6, 7.16, 8.9, 10.3\text{ Hz}$, 1H, 2-H), 5.36 (d, $J = 2.6\text{ Hz}$, 1H, 4-H), 6.49 (d, $J = 15.9\text{ Hz}$, 1H, $PhCH$), 7.00 (d, $J = 15.9\text{ Hz}$, 1H, $CH=CHC\text{--}O$), 7.30–7.45 (5H, m, Ar-H); δ_C (100 MHz, $CDCl_3$) 40.64, 43.07, 59.47, 108.59, 119.69, 127.04, 128.80, 131.55, 135.53, 149.62; found $[M + H]^+ = 279.0923$, $C_{14}H_{17}NO_3S$ requires $[M + H]^+ = 279.0928$.

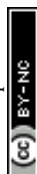
Preparation of 1,2-oxathiine 2,2-dioxides

(*E*)-3-Phenyl-6-styryl-1,2-oxathiine 2,2-dioxide 4a. A suspension of *m*-CPBA (0.69 g, 2.76 mmol, 1.4 eq.) in DCM (15 mL) was added dropwise to a cold ($0\text{--}5\text{ }^\circ\text{C}$) stirred solution of (*E*)-4-(dimethylamino)-3-phenyl-6-styryl-3,4-dihydro-1,2-oxathiine 2,2-oxide (0.70 g, 1.97 mmol) in DCM (25 mL). Upon com-

pletion of the addition the reaction mixture was warmed to room temperature over 2 h and then washed with H_2O (20 mL), aq. Na_2SO_3 (0.7 M, $2 \times 15\text{ mL}$), aq. $NaOH_{(aq)}$ (1 M, 15 mL) and H_2O (15 mL). The organic layer was dried over anhydrous Na_2SO_4 and the solvent was removed under reduced pressure to afford the target compound as a bright yellow solid (0.54 g, 89%); mp = $155\text{--}158\text{ }^\circ\text{C}$; ν_{\max} (neat): 3025, 1627, 1602, 1540, 1494, 1448, 1356 ($O\text{--}SO_2$), 1291, 1263, 1199, 1169 ($O\text{--}SO_2$), 1069, 1032 cm^{-1} ; δ_H (400 MHz, $CDCl_3$) 6.06 (d, $J = 7.1\text{ Hz}$, 1H, 5-H), 6.67 (d, $J = 16.0\text{ Hz}$, $HC=CHC\text{--}O$), 7.33–7.42 (m, 4H, Ar-H/ $PhHC=CH$), 7.43–7.47 (m, 3H, Ar-H), 7.50–7.53 (m, 2H, Ar-H), 7.60–7.63 (m, 2H, Ar-H); δ_C (100 MHz, $CDCl_3$) 105.45, 118.63, 127.57, 127.60, 128.98, 129.00, 129.04, 129.64, 129.84, 130.25, 134.85, 135.18, 135.65, 155.07; found $[M + Na]^+ = 333.0562$, $C_{18}H_{14}O_3S$ requires $[M + Na]^+ = 333.0564$.

(*E*)-6-(4-Methoxystyryl)-3-phenyl-1,2-oxathiine 2,2-dioxide 4b. A suspension of *m*-CPBA (3.14 g, 12.7 mmol, 1.4 eq.) in DCM (50 mL) was added dropwise over 15 min to a cold ($0\text{--}5\text{ }^\circ\text{C}$) stirred solution of (*E*)-4-(dimethylamino)-6-(4-methoxystyryl)-3-phenyl-3,4-dihydro-1,2-oxathiine 2,2-dioxide (3.50 g, 9.1 mmol) in DCM (75 mL). Upon completion of the addition the reaction mixture was warmed to room temperature over 2 h and then washed with H_2O (20 mL), aq. Na_2SO_3 (0.7 M, $2 \times 15\text{ mL}$), aq. $NaOH_{(aq)}$ (1 M, 15 mL) and H_2O (15 mL). The organic layer was dried over anhydrous Na_2SO_4 and the solvent was removed under reduced pressure to afford the title compound as an orange solid (2.78 g, 90%); mp = $205\text{--}207\text{ }^\circ\text{C}$; ν_{\max} (neat): 2962, 1631, 1598, 1571, 1540, 1509, 1444, 1361 ($O\text{--}SO_2$), 1311, 1298, 1251, 1171 ($O\text{--}SO_2$), 1151, 1070, 1026 cm^{-1} ; δ_H (400 MHz, $CDCl_3$) 3.85 (s, 3H, OCH_3), 6.05 (d, $J = 7.4\text{ Hz}$, 1H, 5-H), 6.53 (d, $J = 15.8\text{ Hz}$, 1H, $HC=CHC\text{--}O$), 6.87 (d, $J = 7.4\text{ Hz}$, 1H, 4-H), 6.91–6.93 (m, 2H, Ar-H), 7.31 (d, $J = 15.8\text{ Hz}$, 1H, $AnCH=CH$), 7.43–7.47 (m, 5H, Ar-H), 7.60–7.62 (m, 2H, Ar-H); δ_C (100 MHz, $CDCl_3$) 55.42, 104.48, 114.46, 116.35, 127.51, 128.01, 129.01, 129.18, 129.23, 129.67, 130.38, 134.11, 135.40, 155.52, 160.91; found $[M]^+ = 340.0761$, $C_{19}H_{16}O_4S$ requires $[M]^+ = 340.0763$.

(*E*)-3-Phenyl-6-(4-(trifluoromethyl)styryl)-1,2-oxathiine 2,2-dioxide 4c. A suspension of *m*-CPBA (1.64 g, 7.1 mmol, 1.5 eq.) in DCM (50 mL) was added dropwise over 10 min to a cold ($0\text{--}5\text{ }^\circ\text{C}$) stirred solution of (*E*)-4-(dimethylamino)-3-phenyl-6-(4-(trifluoromethyl)styryl)-3,4-dihydro-1,2-oxathiine 2,2-dioxide (2.00 g, 4.7 mmol) in DCM (50 mL). Upon completion of the addition the reaction mixture was warmed to room temperature over 2 h and then washed with H_2O (75 mL), aq. Na_2SO_3 (0.7 M, $2 \times 50\text{ mL}$), aq. $NaOH_{(aq)}$ (1 M, 50 mL) and H_2O (60 mL). The organic layer was dried over anhydrous Na_2SO_4 and the solvent was removed under reduced pressure to afford the title compound as pale yellow crystals (1.64 g, 92%); mp = $220\text{--}221\text{ }^\circ\text{C}$ (from DCM); ν_{\max} (neat): 3039, 1631, 1610, 1542, 1514, 1492, 1359 ($O\text{--}SO_2$), 1323, 1266, 1263, 1164 ($O\text{--}SO_2$), 1119, 1108, 1067, 1032, 1014 cm^{-1} ; δ_H (400 MHz, $CDCl_3$) 6.12 (d, $J = 7.1\text{ Hz}$, 1H, 3-H), 6.73 (d, $J = 15.6\text{ Hz}$, 1H, $F_3CC_6H_4CH$), 6.88 (d, $J = 6.1\text{ Hz}$, 1H, 4-H), 7.35 (d, $J = 15.6\text{ Hz}$, 1H, $CH=CHC\text{--}O$), 7.45–7.47 (m, 3H, Ar-H), 7.59–7.65 (m, 6H,



Ar-H); δ_C (100 MHz, $CDCl_3$) 106.65, 120.99, 123.92 (q, $J = 271$ Hz), 125.92 (q, $J = 3.2$ Hz), 127.62, 127.63, 128.63, 129.09, 130.05, 130.06, 131.01 (q, $J = 33$ Hz), 133.62, 135.80, 138.53, 154.31; δ_F (376.5 MHz, $CDCl_3$) -62.64; found $[M]^{++} = 378.0532$, $C_{19}H_{13}F_3O_3S$ requires $[M]^{++} = 378.0537$.

(E)-6-(4-Nitrostyryl)-3-phenyl-1,2-oxathiine 2,2-dioxide 4d. A solution of *m*-CPBA (0.52 g, 2.3 mmol, 1.5 eq.) in DCM (25 mL) was added dropwise over 10 min to a cold (0–5 °C) stirred solution of (E)-4-(dimethylamino)-6-(4-nitrostyryl)-3-phenyl-3,4-dihydro-1,2-oxathiine 2,2-dioxide (0.60 g, 1.5 mmol) in DCM (25 mL). Upon completion of the addition the reaction mixture was warmed to room temperature overnight. Consecutive washes of the reaction mixture with H_2O (60 mL), aq. Na_2SO_3 (0.7 M, 2×50 mL), aq. NaOH (1 M, 50 mL) and H_2O (50 mL) afforded an organic layer which was dried over anhydrous Na_2SO_4 . Removal of the solvent under reduced pressure gave the title compound as yellow crystals (0.49 g, 93%); mp = 230–232 °C; ν_{max} (neat): 3060, 1607, 1590, 1514, 1446, 1339 (O-SO₂), 1259, 1168 (O-SO₂), 1104, 1060, 1034, 1009 cm^{-1} ; δ_H (400 MHz, $CDCl_3$) 6.18 (d, $J = 7.2$ Hz, 1H, 5-H), 6.80 (d, $J = 15.8$ Hz, 1H, $O_2NC_6H_4CH$), 6.90 (d, $J = 7.2$ Hz, 1H, 4-H), 7.37 (d, $J = 15.8$ Hz, 1H, $CH=CHC=O$), 7.46–7.48 (m, 3H, Ar-H), 7.61–7.66 (m, 4H, Ar-H), 8.24–8.26 (m, 2H, Ar-H); δ_C (100 MHz, $CDCl_3$) 107.58, 122.69, 124.31, 127.66, 128.00, 128.41, 129.13, 129.91, 130.22, 132.52, 136.45, 141.36, 147.90, 153.88; found $[M]^{++} = 355.0504$, $C_{18}H_{13}NO_5S$ requires $[M]^{++} = 355.0514$.

(E)-6-(2-Bromostyryl)-3-phenyl-1,2-oxathiine 2,2-dioxide 4e. A suspension of *m*-CPBA (2.39 g, 10.4 mmol, 1.5 eq.) in DCM (60 mL) was added dropwise over 15 min to a cold (0–5 °C) stirred solution of (E)-6-(2-bromostyryl)-4-(dimethylamino)-3-phenyl-3,4-dihydro-1,2-oxathiine 2,2-dioxide (3.00 g, 6.9 mmol) in DCM (60 mL). Upon completion of the addition the reaction mixture was warmed to room temperature over 2 h. Consecutive washes of the reaction mixture with H_2O (60 mL), aq. Na_2SO_3 (0.7 M, 2×50 mL), aq. NaOH (1 M, 50 mL) and H_2O (50 mL) afforded an organic layer which was dried over anhydrous Na_2SO_4 . Removal of the solvent under reduced pressure gave the title compound as yellow crystals (2.34 g, 87%); mp = 142–145 °C (from DCM); ν_{max} (neat): 1627, 1539, 1435, 1359 (O-SO₂), 1304, 1252, 1174 (O-SO₂), 1069, 1022 cm^{-1} ; δ_H (400 MHz, $CDCl_3$) 6.10 (d, $J = 6.6$ Hz, 1H, 5-H), 6.61 (d, $J = 15.6$ Hz, 1H, BrC_6H_4CH), 6.87 (d, $J = 6.6$ Hz, 1H, 4-H), 7.19–7.20 (m, 1H, Ar-H), 7.30–7.32 (m, 1H, Ar-H), 7.44–7.47 (m, 3H, Ar-H), 7.57–7.68 (m, 5H, Ar-H/ $CH=CHC=O$); δ_C (100 MHz, $CDCl_3$) 106.29, 121.38, 125.17, 127.16, 127.63, 127.65, 128.75, 129.05, 129.94, 130.19, 130.50, 133.59, 133.77, 135.18, 135.47, 154.65; found $[M]^{++} = 387.9768$, $C_{18}H_{13}^{79}BrO_3S$ requires $[M]^{++} = 387.9769$.

3-Phenyl-6-(phenylethynyl)-1,2-oxathiine 2,2-dioxide 4f. A suspension of *m*-CPBA (1.00 g, 4.35 mmol, 1.4 eq.) in DCM (15 mL) was added dropwise to a cold (0–5 °C) stirred solution of 4-(dimethylamino)-3-phenyl-6-(phenylethynyl)-3,4-dihydro-1,2-oxathiine 2,2-dioxide (1.10 g, 3.10 mmol) in DCM (15 mL). The resulting reaction mixture was warmed to room temperature overnight and then washed with H_2O (40 mL), aq. Na_2SO_3 (0.7 M, 40 mL), aq. NaOH (1 M, 30 mL) and H_2O (30 mL). The

organic layer was dried over anhydrous Na_2SO_4 and the solvent removed under reduced pressure gave the crude solid which was triturated with Et_2O to afford the title compound as a yellow solid (0.81 g, 84%); mp = 133–135 °C; ν_{max} (neat): 2203, 1622, 1546, 1488, 1441, 1361 (O-SO₂), 1280, 1270, 1251, 1177 (O-SO₂), 1155, 1126, 1063, 1031 cm^{-1} ; δ_H (400 MHz, $CDCl_3$) 6.38 (d, $J = 7.1$ Hz, 1H, 5-H), 6.80 (d, $J = 7.1$ Hz, 1H, 4-H), 7.37–7.47 (m, 6H, Ar-H), 7.53–7.56 (m, 2H, Ar-H), 7.58–7.62 (m, 2H, Ar-H); δ_C (100 MHz, $CDCl_3$) 81.14, 98.52, 111.43, 120.50, 127.69, 128.02, 128.66, 129.09, 129.87, 130.23, 130.27, 132.05, 137.37, 139.80; found $[M]^{++} = 308.0491$, $C_{18}H_{12}O_3S$ requires $[M]^{++} = 308.0502$.

(E)-6-Styryl-1,2-oxathiine 2,2-dioxide 4g. A suspension of *m*-CPBA (10.31 g, 46.0 mmol, 77%) in DCM (75 mL) was added dropwise to a cold (0–5 °C) stirred solution of (E)-4-(dimethylamino)-6-styryl-3,4-dihydro-1,2-oxathiine 2,2-dioxide (8.56 g, 30.67 mmol) in DCM (50 mL). Upon completion of the addition the reaction mixture was warmed to room temperature over 2 h and then washed with H_2O (2×50 mL), aq. Na_2SO_3 (0.7 M, 2×30 mL), aq. NaOH(aq) (1 M, 30 mL) and H_2O (50 mL). The organic layer was dried over anhydrous Na_2SO_4 and the solvent was removed under reduced pressure to afford the target compound as a pale brown solid after trituration with Et_2O /hexane (6.95 g, 97% yield); mp = 108–110 °C; ν_{max} (neat) 1599, 1372, 1357, 1155, 846, 772, 669, 565, 504.9, 475 cm^{-1} ; δ_H (400 MHz, $CDCl_3$) 5.95 (d, $J = 6.8$ Hz, 1H, 5-H), 6.61 (dd, $J = 10.4$ Hz, 1H, 3-H), 6.62 (d, $J = 15.6$ Hz, 1H, $PhCH$), 6.87 (d, $J = 6.8$, 10.4, 1H, 4-H), 7.32–7.41 (4H, m, Ar-H, $CH=CHCO$), 7.48–7.51 (m, 2H, ArH); δ_C (100 MHz, $CDCl_3$) 103.80, 118.70, 119.22, 127.66, 128.99, 129.78, 134.47, 134.97, 136.22, 156.35; found $[M + H]^+ = 234.0347$, $C_{12}H_{10}O_3S$ requires $[M + H]^+ = 234.0352$.

Preparation of bromo substituted 1,2-oxathiine 2,2-dioxides

3-Bromo-3,6-diphenyl-1,2-oxathiine 2,2-dioxide 7. A solution of Br_2 (2.81 mL, 17.6 mmol) in $CHCl_3$ (50 mL) was added dropwise over 30 min to a stirred solution of 5,6-diphenyl-1,2-oxathiine 2,2-dioxide (5.00 g, 17.6 mmol) in $CHCl_3$ (200 mL) at room temperature. The resulting solution was stirred at 70 °C for 72 h, before being cooled and diluted with $CHCl_3$ (100 mL) and washed with an aq. $Na_2S_2O_3$ solution (250 mL) and H_2O (2×150 mL). Removal of the dried (anhydrous Na_2SO_4) organic layer gave the product after trituration with 9 : 1 Et_2O /EtOAc as an off-white solid (4.68 g, 73%); mp = 137–138 °C (from EtOAc/hexane); ν_{max} (neat): 3041, 1621, 1546, 1489, 1446, 1377 (O-SO₂), 1339, 1272, 1188 (O-SO₂), 1157, 1124, 1108, 1008, 1000 cm^{-1} ; δ_H (400 MHz, $(CD_3)_2CO$): δ 7.30–7.43 (m, 10H, Ar-H), 7.62 (s, 1H, 4-H); δ_C (100 MHz, $(CD_3)_2CO$): 110.58, 119.64, 128.48, 128.56, 129.13, 129.19, 129.23, 130.68, 130.80, 134.54, 140.21, 152.09; found $[M + Na]^+ = 384.9500$, $C_{16}H_{11}^{79}BrO_3S$ requires $[M + Na]^+ = 384.9504$.

3-Bromo-6-phenyl-1,2-oxathiine 2,2-dioxide 8. A solution of Br_2 (0.78 mL, 15.2 mmol, 1.1 eq.) in $CHCl_3$ (50 mL) was added dropwise over 20 min to a stirred solution of 6-phenyl-1,2-oxathiine 2,2-dioxide (2.87 g, 13.8 mmol) in $CHCl_3$ (100 mL) at room temperature. Upon completion of the addition the



mixture the reaction mixture was set to reflux (70 °C) for 16 h before cooling to room temperature. Pyridine (0.28 mL, 3.5 mmol, 0.25 eq.) was added and the mixture was heated at reflux for 15 min. The reaction mixture was diluted with CHCl₃ (100 mL) and washed with aq. Na₂S₂O₃ solution (150 mL), aq. HCl (1 M, 100 mL) and H₂O (100 mL). The obtained organic layer was dried with anhydrous Na₂SO₄ and the solvent was removed to afford the crude product, which was triturated with 8:2 petroleum ether:EtOAc to afford the title compound as an off-white solid (3.43 g, 87%) mp = 130–132 °C (from CHCl₃); ν_{\max} (neat): 3037, 2918, 2849, 1626, 1542, 1494, 1447, 1365 (O–SO₂), 1261, 1179 (O–SO₂), 1070, 1035, 1006 cm^{−1}; δ_{H} (400 MHz, CDCl₃) 6.33 (d, J = 7.3 Hz, 1H, 4-H), 7.10 (d, J = 7.3 Hz, 1H, 5-H), 7.44–7.52 (m, 3H, Ar-H), 7.69–7.71 (m, 2H, Ar-H); δ_{C} (100 MHz, CDCl₃) 101.57, 110.98, 125.55, 129.12, 130.07, 131.53, 135.09, 159.43; found $[M + Na]^+ = 308.9186$, C₁₀H₇⁷⁹BrO₃S requires $[M + Na]^+ = 308.9191$.

Suzuki cross-coupling reactions

3,5,6-(Triphenyl)-1,2-oxathiine 2,2-dioxide 6a. A suspension of 3-bromo-5,6-diphenyl-1,2-oxathiine 2,2-dioxide (0.40 g, 1.1 mmol, 1.0 eq.), PhB(OH)₂ (0.20 g, 1.65 mmol, 1.5 eq.), Pd(OAc)₂ (0.012 g, 0.06 mmol, 5% mol), PCy₃ (0.031 g, 0.11 mmol, 10% mol) and K₂HPO₄·3H₂O (0.75 g, 3.3 mmol, 3.0 eq.) in DMAc (10 mL) under nitrogen were heated to 75 °C for 48 h. The solvent was removed azeotropically with consecutive portions of PhMe and the resulting crude was purified by short column chromatography (silica, neat DCM), to afford the title compound as pale yellow microneedles (0.16 g, 40%); mp = 158–160 °C (lit. mp = 159–160 °C (ref. 13)); ν_{\max} (neat) 3060, 1620, 1540, 1445, 1368 (O–SO₂), 1350, 1187 (O–SO₂), 1129, 1012, 972, 852, 773, cm^{−1}; δ_{H} (CDCl₃, 400 MHz) 7.03 (s, 1H, 4-H), 7.26–7.39 (m, 10H, Ar-H), 7.47–7.51 (m, 3H, Ar-H), 7.68–7.73 (m, 2H, Ar-H); δ_{C} (CDCl₃, 100 MHz) 118.99, 127.75, 128.23, 128.38, 129.07, 129.14, 129.21, 129.29, 129.90, 129.96, 130.28, 131.12, 133.99, 134.13, 135.81, 152.12.

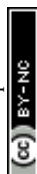
3-(4-Methoxyphenyl)-5,6-diphenyl-1,2-oxathiine 2,2-dioxide 6b. 3-Bromo-5,6-diphenyl-1,2-oxathiine 2,2-dioxide (0.40 g, 1.1 mmol, 1.0 eq.), 4-MeOC₆H₄B(OH)₂ (0.25 g, 1.7 mmol, 1.5 eq.), PCy₃ (0.031 g, 0.11 mmol, 10% mol) and K₂HPO₄·3H₂O (0.75 g, 3.3 mmol, 3 eq.) were charged into a dried flask under nitrogen. A suspension of Pd(OAc)₂ (0.012 g, 0.06 mmol, 5% mol) in DMAc (7.5 mL) and MeOH (7.5 mL) was added and the reaction mixture was heated at 60 °C overnight. The cooled reaction mixture was poured into H₂O (15 mL) and the product was extracted with EtOAc (4 × 20 mL). The combined extracts were washed with aq. NaHCO₃ (40 mL) and brine (40 mL), dried over anhydrous Na₂SO₄ and the solvent was removed to afford the crude product which was purified by a short column (silica, neat DCM) to afford the title compound as a pale-yellow solid after trituration with Et₂O (0.25 g, 58%); mp = 147–148 °C (from DCM); ν_{\max} (neat): 1604, 1510, 1444, 1364 (O–SO₂), 1305, 1272, 1254, 1228, 1180 (O–SO₂), 1127, 1035, 1007 cm^{−1}; δ_{H} (CDCl₃, 400 MHz) 3.85 (s, 3H, OCH₃), 6.91 (s, 1H, 4-H), 6.96–6.98 (m, 2H, An-H), 7.22–7.34 (m, 2H, Ar-H), 7.60–7.62 (m, 2H, An-H); δ_{C} (CDCl₃, 100 MHz) 55.46, 114.54,

119.06, 122.15, 128.16, 128.27, 129.13, 129.16, 129.22 (2C), 130.09, 131.21, 132.26, 133.87, 135.98, 151.50, 161.03; found $[M + Na]^+ = 413.0813$, C₂₃H₁₈O₄S requires $[M + Na]^+ = 413.0824$.

5,6-Diphenyl-3-(4-trifluoromethylphenyl)-1,2-oxathiine 2,2-dioxide 6c. A solution of 3-bromo-5,6-diphenyl-1,2-oxathiine 2,2-dioxide (0.40 g, 1.1 mmol, 1.0 eq.), 4-CF₃C₆H₄B(OH)₂ (0.31 g, 1.7 mmol, 1.5 eq.), Pd(OAc)₂ (0.012 g, 0.06 mmol, 5% mol), PCy₃ (0.031 g, 0.11 mmol, 10% mol) and K₂HPO₄·3H₂O (0.75 g, 3.3 mmol, 3 eq.) in DMAc (7.5 mL) and MeOH (7.5 mL) under nitrogen was heated to 60 °C overnight. The cooled reaction mixture was poured into H₂O (20 mL) and extracted with EtOAc (2 × 40 mL). The combined extracts were washed with aq. NaHCO₃ (40 mL), brine (40 mL), dried over anhydrous Na₂SO₄ and the solvent was removed under reduced pressure. The crude solid was purified by a short column (silica, neat DCM) to afford the title compound as pale-yellow crystals (0.17 g, 36%); mp = 160–162 °C (lit mp = 161–163 °C (ref. 19)); ν_{\max} (neat) 3062, 1616, 1574, 1555, 1487, 1444, 1366 (O–SO₂), 1351, 1322, 1277, 1172 (O–SO₂), 1116, 1067, 1036, 1014, 1006 cm^{−1}; δ_{H} ((CD₃)₂CO, 400 MHz) 7.33–7.43 (m, 10H, Ar-H), 7.54 (s, 1H, 4-H), 7.88 (app. d, J = 8 Hz, 2H, Ar-H), 8.02 (app. d, J = 8 Hz, 2H, Ar-H); δ_{C} ((CD₃)₂CO, 100 MHz) 119.00, 123.75 (q, J = 271 Hz), 126.04 (q, J = 3.8 Hz), 128.09, 128.33, 128.53, 129.07, 129.32, 130.62, 130.83, 131.71 (q, J = 33 Hz), 132.64, 133.45, 135.42, 135.63, 153.04; δ_{F} (CDCl₃, 376 MHz) −63.3.

3,6-Diphenyl-1,2-oxathiine 2,2-dioxide 6e. A suspension of 3-bromo-6-phenyl-1,2-oxathiine 2,2-dioxide (0.40 g, 1.4 mmol, 1.0 eq.), PhB(OH)₂ (0.25 g, 2.1 mmol, 1.5 eq.), Pd(OAc)₂ (0.015 g, 0.07 mmol, 5% mol), PCy₃ (0.039 g, 0.14 mmol, 10% mol) and K₂HPO₄·3H₂O (0.95 g, 4.2 mmol, 3.0 eq.) in DMAc (10 mL) under nitrogen was heated to 75 °C for 48 h. The cooled reaction mixture was poured into H₂O (40 mL) and extracted with EtOAc (5 × 20 mL). The organic extracts were washed with H₂O (100 mL), brine (100 mL) and dried over anhydrous Na₂SO₄. Removal of the solvent under reduced pressure afforded the crude product which was subjected to column chromatography (silica, 50% DCM/petroleum ether) to give fraction 1: 3,6-diphenyl-1,2-oxathiine 2,2-dioxide **6e** (0.11 g, 27%) as a pale yellow solid mp 129–131 °C (lit. mp = 130–132 °C (ref. 19)); ν_{\max} (neat) 3063, 1632, 1558, 1494, 1448, 1353 (O–SO₂), 1335, 1264, 1173 (O–SO₂), 1072, 1031, 1009 cm^{−1}; δ_{H} (CDCl₃, 400 MHz) 6.58 (d, J = 7.1 Hz, 1H, 5-H), 6.96 (d, J = 7.1 Hz, 1H, 4-H), 7.50–7.47 (m, 6H, Ar-H), 7.67–7.64 (m, 2H, Ar-H), 7.83–7.77 (m, 2H, Ar-H); δ_{C} (CDCl₃, 100 MHz) 101.60, 125.49, 127.66, 128.98, 129.01, 129.05, 129.87, 130.12, 130.65, 131.13, 134.48, 156.02.

Fraction 2: 6,6'-diphenyl-[3,3'-bi(1,2-oxathiine)] 2,2,2',2'-tetraoxide **9** (0.02 g, 10%) as an orange solid; mp = 227–230 °C; ν_{\max} (neat): 1614, 1537, 1490, 1445, 1376 (O–SO₂), 1340, 1309, 1266, 1237, 1183 (O–SO₂), 1064, 1032, 1004 cm^{−1}; δ_{H} (CDCl₃, 400 MHz) 6.63 (d, J = 7.4 Hz, 2H, 5,5'-H), 7.47–7.51 (m, 8H, Ar-H/4,4'-H), 7.76–7.77 (m, 2H, Ar-H); δ_{C} (CDCl₃, 100 MHz) 102.06, 124.24, 125.81, 129.18, 130.04, 131.61, 131.90, 157.17; found $[M + Na]^+ = 437.0126$, C₂₀H₁₄O₆S₂ requires $[M + Na]^+ = 437.0132$.



CH-activated coupling protocol

3,5,6-(Triphenyl)-1,2-oxathiine 2,2-dioxide 6a. 5,6-Diphenyl-1,2-oxathiine 2,2-dioxide (0.40 g, 1.41 mmol, 1.0 eq.), Pd(PPh₃)₄ (0.16 g, 0.14 mmol, 10% mol) and AcOAg (0.26 g, 1.6 mmol, 1.1 eq.) were charged into a flame dried flask under N₂. DMF (5 mL) was added, followed by PhI (0.47 mL, 4.22 mol, 3.0 eq.) and the resulting suspension was heated to 80 °C overnight. The cooled reaction mixture was poured into H₂O (10 mL) and extracted with EtOAc (4 × 15 mL). The combined organic extracts were washed with H₂O (50 mL), dried over anhydrous Na₂SO₄ and the solvent was removed under reduced pressure. The crude product was subjected to short column chromatography (silica, neat DCM) to afford the title compound after trituration with Et₂O as a yellow solid (0.20 g, 39.2%). Physical and spectroscopic data were identical to previously prepared material.¹³

3-(4-Methoxyphenyl)-5,6-diphenyl-1,2-oxathiine 2,2-dioxide 6b. 5,6-Diphenyl-1,2-oxathiine 2,2-dioxide (0.20 g, 0.7 mmol, 1.0 eq.), *p*-MeOC₆H₄I (0.49 g, 2.1 mmol, 3.0 eq.) and AcOAg (0.13 g, 0.8 mmol, 1.1 eq.) were charged into a flame dried flask under N₂. After the addition of DMF (5 mL), Pd(PPh₃)₄ (0.08 g, 0.07 mmol, 10% mol) the reaction mixture was heated to 80 °C overnight. Upon cooling the reaction mixture was diluted with EtOAc (80 mL) and washed with H₂O (60 mL) and brine (60 mL). The organic layer was dried over anhydrous Na₂SO₄ and the solvent was removed under reduced pressure. The crude product was subjected to short column chromatography (silica, 20% EtOAc/petroleum ether) to afford the target compound which was recrystallised from EtOAc/petroleum ether as a yellow solid (0.07 g, 26%). Physical and spectroscopic data were identical to previously prepared material.

5,6-Diphenyl-3-((4-trifluoromethyl)phenyl)-1,2-oxathiine 2,2-dioxide 6c. 5,6-Diphenyl-1,2-oxathiine 2,2-dioxide (0.20 g, 0.7 mmol), 4-CF₃C₆H₄I (0.31 mL, 2.1 mmol, 3.0 eq.) and AgOAc (0.13 g, 0.8 mmol, 1.1 eq.) were charged into a flame-dried flask under N₂. DMF (5 mL) and Pd(PPh₃)₄ (0.08 g, 0.07 mmol, 10% mol) were added and the reaction mixture was heated to 80 °C for 2 h. Upon cooling the reaction mixture was filtered through celite and the celite was washed with EtOAc (2 × 50 mL). Removal of the solvent gave the crude product which was triturated with Et₂O to afford the title product as a pale yellow solid (0.17 g, 57%). Physical and spectroscopic data were identical to previously prepared material.¹⁹

5,6-Diphenyl-3-(pyridin-4-yl)-1,2-oxathiine 2,2-dioxide 6d. 5,6-Diphenyl-1,2-oxathiine 2,2-dioxide (0.20 g, 0.7 mmol), 4-iodopyridine (0.43 g, 2.1 mmol, 3.0 eq.) and AgOAc (0.13 g, 0.8 mmol, 1.1 eq.) were charged into a flame-dried flask under N₂. DMF (10 mL) was added followed by Pd(PPh₃)₄ (0.08 g, 0.07 mmol, 10% mol) and the reaction mixture was heated to 80 °C for 1 h. Upon cooling the reaction mixture was filtered through celite and the celite was washed with EtOAc (2 × 50 mL). Removal of the solvent gave a crude mixture that was purified by column chromatography (silica, 40% to 60% EtOAc/petroleum ether) to yield the title compound as a pale yellow solid (0.17 g, 68%); mp = 144–146 °C; ν_{\max} (neat): 1592,

1558, 1540, 1371 (O-SO₂), 1181 (O-SO₂), 1133, 1073 cm⁻¹; δ_{H} (CDCl₃, 400 MHz) 7.25–7.29 (m, 4H, Ar-H), 7.33–7.38 (m, 6H, Ar-H), 7.57–7.58 (m, 2H, 3,5-Py-H), 8.70–8.71 (m, 2H, 2,6-Py-H); δ_{C} (CDCl₃, 100 MHz) 118.95, 121.25, 128.33, 128.64, 129.05, 129.37 (2 × C), 130.68, 130.78, 131.38, 135.24, 136.76, 137.47, 150.55, 153.70; found [M + H]⁺ = 362.0843, C₂₁H₁₅NO₃S requires [M + H]⁺ = 362.0845.

5,6-Bis(4-methoxyphenyl)-3-(pyridin-4-yl)-1,2-oxathiine 2,2-dioxide 6f. 5,6-Bis(4-methoxyphenyl)-1,2-oxathiine 2,2-dioxide (0.50 g, 1.5 mmol), 4-iodopyridine (0.89 g, 4.4 mmol, 3.0 eq.) and AgOAc (0.27 g, 1.6 mmol, 1.1 eq.) were charged into a flame-dried flask under N₂. DMF (5 mL) was added, followed by Pd(PPh₃)₄ (0.17 g, 0.15 mmol, 10% mol) and the reaction mixture was heated to 80 °C for 0.5 h. Upon cooling the reaction mixture was filtered through celite and the celite was washed with EtOAc (2 × 50 mL). Removal of the solvent gave a crude mixture that was purified by column chromatography (silica, neat EtOAc to 10% MeOH/EtOAc) to afford the title compound after trituration with EtOAc as a pale red solid which darkens upon standing (0.20 g, 33%); mp = 134–138 °C (decomp.); ν_{\max} (neat): 1600, 1591, 1568, 1531, 1514, 1499, 1460, 1444, 1413, 1366 (O-SO₂), 1302, 1292, 1251, 1173 (O-SO₂), 1137, 1117, 1107, 1071, 1025, 1015 cm⁻¹; δ_{H} (CDCl₃, 400 MHz) 3.80 (s, 3H, OMe), 3.83 (s, 3H, OMe), 6.76–6.78 (m, 2H, Ar-H), 6.89–6.91 (m, 2H, Ar-H), 7.19 (s, 1H, 4-H), 7.19–7.21 (m, 2H, Ar-H), 7.30–7.32 (m, 2H, Ar-H), 7.57–7.58 (m, 2H, 3,5-Py-H), 8.69–8.71 (m, 2H, 2,6-Py-H); δ_{C} (CDCl₃, 100 MHz) 55.36, 55.40, 113.83, 114.83, 117.21, 121.19, 123.08, 127.59, 130.06, 130.24, 131.07, 137.24, 137.98, 150.21, 153.61, 159.66, 161.40; found [M + H]⁺ = 422.1054, C₂₃H₁₉NO₅S requires [M + H]⁺ = 422.1060.

(E)-6-Styryl-3-(4-(trifluoromethyl)phenyl)-1,2-oxathiine 2,2-dioxide 4h. (E)-6-Styryl-1,2-oxathiine 2,2-dioxide (0.50 g, 2.1 mmol), 4-CF₃C₆H₄I (0.94 mL, 6.4 mmol, 3.0 eq.) and AgOAc (0.39 g, 2.3 mmol, 1.1 eq.) were charged into a flame-dried flask under N₂. DMF (15 mL) was added followed by Pd(PPh₃)₄ (0.24 g, 0.2 mmol, 10% mol) and the reaction mixture was heated to 80 °C for 2 h. Upon cooling the reaction mixture was filtered through celite and the celite was washed with EtOAc (2 × 50 mL). Removal of the solvent gave a crude mixture that was triturated with Et₂O/DCM (1 : 1) to afford the title compound as an orange solid (0.65 g, 82%); mp = 192–195 °C; ν_{\max} (neat): 1631, 1616, 1543, 1353, 1326 (O-SO₂), 1263, 1195, 1170 (O-SO₂), 1153, 1111, 1064, 1017 cm⁻¹; δ_{H} (CDCl₃, 400 MHz) 6.10 (d, *J* = 7.1 Hz, 1H, 5-H), 6.68 (d, *J* = 15.9 Hz, 1H, PhCH=CH), 6.96 (d, *J* = 7.1 Hz, 1H, 4-H), 7.36–7.42 (m, 4H, ArH/PhCH=CH), 7.51–7.53 (m, 2H, ArH), 7.69–7.74 (m, 4H, ArH); δ_{C} (CDCl₃, 100 MHz) 105.25, 118.38, 123.74 (q, *J* = 272 Hz), 126.02 (q, *J* = 3.7 Hz), 127.72, 127.84, 129.03, 129.92, 130.64, 131.54 (q, *J* = 33 Hz), 133.23, 133.75, 134.97, 136.57, 155.93; δ_{F} (376.5 MHz, CDCl₃) –62.90; found [M]⁺ = 378.0530, C₁₉H₁₃F₃O₃S requires [M]⁺ = 378.0532.

3,6-Diphenyl-1,2-oxathiine 2,2-dioxide 6e. 6-Phenyl-1,2-oxathiine 2,2-dioxide (0.21 g, 1.0 mmol), AcOAg (0.18 g, 1.1 mmol, 1.1 eq.) and PhI (0.33 mL, 3.0 mmol, 3.0 eq.) were charged into a flame dried flask under N₂. After the addition



of DMF (5 mL) and $\text{Pd}(\text{PPh}_3)_4$ (0.12 g, 0.1 mmol, 10% mol) the reaction mixture was heated to 80 °C overnight. Upon cooling the reaction mixture was poured into H_2O (10 mL) and extracted with EtOAc (5×20 mL). The combined organic extracts were washed with H_2O (80 mL), dried over anhydrous Na_2SO_4 and the solvent was removed under reduced pressure. The crude product was subjected to short column chromatography (silica, 20% to 50% EtOAc in petroleum ether) to afford the title compound after recrystallisation from EtOAc/petroleum ether as a pale yellow solid (0.09 g, 32%). Physical and spectroscopic data were identical to previously prepared material.¹⁹

Attempted Suzuki–Miyaura borylation

5,5',6,6'-Tetraphenyl-[3,3'-bi(1,2-oxathiine)] 2,2,2',2'-tetraoxide 10. A suspension of 3-bromo-3,6-diphenyl-1,2-oxathiine 2,2-dioxide (0.5 g, 1.38 mmol), B_2pin_2 (0.16 g, 0.7 mmol, 0.5 eq.), KOAc (0.34 g, 3.5 mmol, 2.5 eq.), $\text{Pd}(\text{dppf})\text{Cl}_2$ (0.12 g, 0.14 mmol, 10% mol) in degassed 1,4-dioxane (20 mL) under a N_2 atmosphere was stirred at 80 °C for 1.5 h. Upon cooling the mixture was diluted with H_2O (30 mL) and the biphasic mixture extracted with EtOAc (5×50 mL) and the combined extracts washed with brine (2×50 mL), dried over anhydrous Na_2SO_4 . Removal of the solvent gave a crude product which was purified by column chromatography (silica, neat DCM) to afford the title compound as a yellow-orange solid (0.20 g, 51%); mp = 190 °C (darkening and decomp); ν_{max} (neat): 3062, 1609, 1533, 1486, 1442, 1364 (O–SO₂), 1329, 1317, 1284, 1191 (O–SO₂), 1154, 1126, 1102, 1073, 1035, 1008 cm^{−1}; δ_{H} (CDCl_3 , 400 MHz) 7.23–7.38 (m, 20H, ArH), 7.56 (s, 2H, $2 \times 4\text{-H}$); δ_{H} (CDCl_3 , 400 MHz) 119.69, 123.78, 128.33, 128.67, 129.10, 129.36, 129.45, 130.55, 130.89, 134.83, 136.75, 153.46; found $[\text{M} + \text{Na}]^+ = 589.0749$, $\text{C}_{32}\text{H}_{22}\text{O}_6\text{S}_2$ requires $[\text{M} + \text{Na}]^+ = 589.0758$.

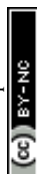
Preparation of phenyltriazolinedione adducts

2,5,9-Triphenyl-5,9-dihydro-1H-[1,2]oxathiino[5,6-c][1,2,4]triazolo[1,2-a]pyridazine-1,3(2H)-dione 8,8-dioxide 12a. A solution of PTAD (0.32 g, 1.6 mmol, 1.2 eq.) in 1,2-DCE (10 mL) was added dropwise to a stirred solution of (*E*)-3-phenyl-6-styryl-1,2-oxathiine 2,2-dioxide (0.4 g, 1.3 mmol) in 1,2-DCE (10 mL) and the resulting reaction mixture was stirred overnight at room temperature. Removal of the solvent gave the crude product which was eluted through a short column (silica, neat DCM) and the resulting pale yellow solid was triturated with Et_2O afford the product (0.38 g, 60%) as an off-white solid; mp = 146–147 °C (from DCM); ν_{max} (neat): 3073, 1768, 1712, 1620, 1494, 1455, 1412, 1384 (O–SO₂), 1304, 1220, 1165 (O–SO₂), 1148, 1103, 1030 cm^{−1}; δ_{H} (CDCl_3 , 400 MHz) 5.48 (ddd, $J = 0.8, 1.0, 3.6$ Hz, 1H, 9-H), 5.96 (ddd, $J = 0.5, 0.8, 6.1$ Hz, 1H, 5-H), 6.14 (ddd, $J = 1.0, 1.7, 6.1$ Hz, 1H, 6-H), 7.11 (ddd, $J = 0.5, 1.7, 3.6$ Hz, 1H, 10-H), 7.33–7.57 (m, 15H, ArH); δ_{C} (100 MHz, CDCl_3) 56.05, 63.07, 106.93, 112.26, 125.53, 126.60, 128.53, 128.75, 129.25, 129.35 ($2 \times \text{C}$), 129.39, 129.92, 130.01, 130.20, 130.28, 133.31, 142.17, 148.20, 148.95; HRMS: Found $[\text{M} + \text{H}]^+ = 486.1121$, $\text{C}_{26}\text{H}_{19}\text{N}_3\text{O}_5\text{S}$ requires $[\text{M} + \text{H}]^+ = 486.1125$.

5-(4-Methoxyphenyl)-2,9-diphenyl-5,9-dihydro-1H-[1,2]oxathiino[5,6-c][1,2,4]triazolo[1,2-a]pyridazine-1,3(2H)-dione 8,8-dioxide 12b. A solution of PTAD (0.33 g, 1.9 mmol, 1.6 eq.) in 1,2-DCE (15 mL) was added dropwise to a stirred solution of (*E*)-6-(4-methoxystyryl)-3-phenyl-1,2-oxathiine 2,2-dioxide (0.40 g, 1.2 mmol) in 1,2-DCE (25 mL) at room temperature and the resulting reaction mixture was stirred at room temperature overnight and then heated at reflux for 1.5 h. Removal of the solvent gave the crude product which was eluted through a short column (silica, neat DCM) and the resulting solid was triturated with Et_2O to afford the title product as a pale pink solid (0.40 g, 67%); mp = 158–160 °C (from DCM); ν_{max} (neat): 3063, 1770, 1712, 1608, 1512, 1504, 1491, 1442, 1401, 1381 (O–SO₂), 1307, 1262, 1240, 1170 (O–SO₂), 1144, 1103, 1089, 1020 cm^{−1}; δ_{H} (CDCl_3 , 400 MHz) 3.82 (s, 3H, OMe), 5.48 (dd, $J = 1.1, 3.5$ Hz, 1H, 9-H), 5.92 (dd, $J = 0.5, 6.1$ Hz, 1H, 5-H), 6.14 (ddd, $J = 1.1, 1.6, 6.1$ Hz, 1H, 6-H), 6.94–6.96 (m, 2H, ArH), 7.06–7.09 (ddd, $J = 0.5, 1.6, 3.5$ Hz, 1H, 10-H), 7.34–7.55 (m, 12H, ArH); δ_{C} (CDCl_3 , 100 MHz) 55.37, 55.64, 63.09, 106.73, 112.53, 114.59, 114.60, 125.14, 125.52, 126.67, 128.70, 129.22, 129.33, 129.42, 129.92, 130.04, 130.25 ($2 \times \text{C}$), 142.12, 148.20, 149.12, 160.76; HRMS: Found $[\text{M}]^{++} = 515.1148$, $\text{C}_{27}\text{H}_{21}\text{N}_3\text{O}_6\text{S}$ requires $[\text{M}]^{++} = 515.1151$.

2,9-Diphenyl-5-(4-(trifluoromethyl)phenyl)-5,9-dihydro-1H-[1,2]oxathiino[5,6-c][1,2,4]triazolo[1,2-a]pyridazine-1,3(2H)-dione 8,8-dioxide 12c. A solution of PTAD (0.28 g, 1.6 mmol, 2.0 eq.) in 1,2-DCE (8 mL) was added dropwise to a stirred solution of (*E*)-3-phenyl-6-(4-(trifluoromethyl)styryl)-1,2-oxathiine 2,2-dioxide (0.30 g, 0.8 mmol) in 1,2-DCE (8 mL) at room temperature and then the resulting mixture was heated at 50 °C overnight. Removal of the solvent gave the crude product which was purified by column chromatography (silica, 20% to 30% EtOAc/petroleum spirit) to afford the title compound after trituration with Et_2O as colourless crystals (0.17 g, 39%); mp = 173–176 °C (EtOAc/P.E.); ν_{max} (neat): 1776, 1709, 1620, 1599, 1495, 1405, 1388, 1323 (O–SO₂), 1166 (O–SO₂), 1115, 1067, 1018 cm^{−1}; δ_{H} (CDCl_3 , 400 MHz) 5.49 (dd, $J = 1.0, 3.6$ Hz, 1H, 9-H), 6.01 (dd, $J = 0.5, 6.2$ Hz, 1H, 5-H), 6.14 (ddd, $J = 1.0, 1.5, 6.2$ Hz, 1H, 6-H), 7.14 (ddd, $J = 0.5, 1.5, 3.6$ Hz, 1H, 10-H), 7.35–7.54 (m, 10H, ArH), 7.63–7.74 (m, 4H, ArH); δ_{C} (CDCl_3 , 100 MHz) 55.30, 63.11, 107.66, 111.34, 123.65 ($q, J = 273$ Hz), 125.46, 126.41 ($q, J = 3.5$ Hz), 127.93, 128.90, 128.98, 129.12, 129.32, 129.40, 129.90, 130.00, 130.38, 132.13 ($q, J = 33$ Hz), 137.18, 142.68, 148.07, 148.85; δ_{F} (376.5 MHz, CDCl_3) −62.89 (s, 3F); HRMS: Found $[\text{M} + \text{Na}]^+ = 576.0815$, $\text{C}_{27}\text{H}_{18}\text{F}_3\text{N}_3\text{O}_5\text{S}$ requires $[\text{M} + \text{Na}]^+ = 576.0819$.

2,5-Diphenyl-5,9-dihydro-1H-[1,2]oxathiino[5,6-c][1,2,4]triazolo[1,2-a]pyridazine-1,3(2H)-dione 8,8-dioxide 12e. A solution of PTAD (0.25 g, 1.4 mmol, 1.1 eq.) in 1,2-DCE (10 mL) was added dropwise to a stirred solution of (*E*)-6-styryl-1,2-oxathiine 2,2-dioxide (0.30 g, 1.3 mmol) in 1,2-DCE (15 mL) at room temperature overnight. Further PTAD (0.23 g, 1.3 mmol) was added with stirring at room temperature continued for 3 h and then the mixture was stirred at 50 °C for a further 2 h. Removal of the solvent gave a crude product which was purified by a short column (silica, 0% to 10% EtOAc/DCM) to



afford a solid that was triturated with Et₂O to yield the title compound as an off-white solid (0.37 g, 70%); mp = 196–198 °C (EtOAc/DCM); ν_{max} (neat): 1762, 1704, 1621, 1497, 1458, 1402, 1384 (O–SO₂), 1305, 1291, 1272, 1182, 1172 (O–SO₂), 1157, 1142, 1102, 1086, 1032 cm^{−1}; δ_{H} (CDCl₃, 400 MHz) 4.24 (ddd, J = 0.7, 4.7, 17.6 Hz, 1H, *syn*-9-H), 4.28 (ddd, J = 0.7, 5.5, 17.6 Hz, 1H, *anti*-9-H), 5.93 (d, J = 6.0 Hz, 1H, 5-H), 6.10 (ddd, J = 0.7, 1.7, 6.0 Hz, 1H, 6-H), 6.98 (ddd, J = 1.7, 4.7, 5.5 Hz, 1H, 10-H), 7.36–7.46 (m, 10H, ArH); δ_{C} (CDCl₃, 100 MHz) 46.92, 56.05, 101.24, 112.35, 125.58, 126.08, 128.42, 128.76, 129.26, 129.27, 129.94, 130.20, 133.37, 142.09, 148.26, 148.83; HRMS: Found $[M + H]^+$ = 410.0800, C₂₀H₁₅N₃O₅S requires $[M + H]^+$ = 410.0802.

2,5-Diphenyl-9-(4-(trifluoromethyl)phenyl)-5,9-dihydro-1H-[1,2]oxathiino[5,6-*c*][1,2,4]triazolo[1,2-*a*]pyridazine-1,3(2H)-dione 8,8-dioxide 12f. A solution of PTAD (0.11 g, 0.6 mmol, 1.1 eq.) in 1,2-DCE (7 mL) was added dropwise to a solution of (*E*)-6-styryl-3-(4-(trifluoromethyl)phenyl)-1,2-oxathiine 2,2-dioxide (0.20 g, 0.5 mmol) in 1,2-DCE (10 mL) at room temperature. After stirring overnight at room temperature, a further portion of PTAD (0.05 g, 0.3 mmol) was added and the reaction mixture was heated at 50 °C for 72 h. Removal of the solvent gave the crude product which was purified by column chromatography (silica, 20% EtOAc/petroleum spirit) to afford an off-white solid that was triturated with Et₂O to yield the title product as a white powder (0.09 g, 18%); mp = 156–157 °C (EtOAc/petroleum spirit); ν_{max} (neat): 1770, 1715, 1410, 1388 (O–SO₂), 1328, 1184, 1167 (O–SO₂), 1133, 1103, 1069 cm^{−1}; δ_{H} (CDCl₃, 400 MHz) 5.53 (dd, J = 1.0, 3.5 Hz, 1H, 9-H), 5.98 (dd, J = 0.5, 5.9 Hz, 1H, 5-H), 6.20 (ddd, J = 1.0, 1.5, 5.9 Hz, 1H, 6-H), 7.08 (ddd, J = 0.5, 1.5, 3.5 Hz, 1H, 10-H), 7.33–7.51 (m, 10H, ArH), 7.69–7.71 (m, 2H, ArH), 7.75–7.77 (m, 2H, ArH); δ_{C} (CDCl₃, 100 MHz) 56.06, 62.56, 105.71, 112.91, 123.64 (q , J = 274 Hz), 125.50, 126.32 (q , J = 3.7 Hz), 126.98, 128.48, 128.82, 129.27, 129.39, 130.10, 130.13, 130.41, 132.62 (q , J = 33 Hz), 133.14, 133.47, 141.98, 148.20, 148.89; δ_{F} (376.5 MHz, CDCl₃) −62.94 (s, 3F); HRMS: Found $[M + H]^+$ = 554.0994, C₂₇H₁₈F₃N₃O₅S requires $[M + H]^+$ = 554.0996.

PTAD addition reactions to 6-styryl-1,2-oxathiine 2,2-dioxides for purpose of characterization of the silica sensitive initial adducts – isolation of 5-(4-methoxyphenyl)-2,9-diphenyl-5,10a-dihydro-1H-[1,2]oxathiino[5,6-*c*][1,2,4] triazolo[1,2-*a*]pyridazine-1,3(2H)-dione 8,8-dioxide 11b. A solution of PTAD (0.19 g, 1.1 mmol, 1.2 eq.) in 1,2-DCE (5 mL) was added dropwise to a stirred solution of (*E*)-6-(4-methoxystyryl)-3-phenyl-1,2-oxathiine 2,2-dioxide (0.30 g, 0.9 mmol) in 1,2-DCE (10 mL) at room temperature and the mixture was stirred at room temperature overnight. Removal of the solvent and trituration of the resulting solid with AcMe afforded the title compound as a white powder; mp = 164–168 °C; ν_{max} (neat): 1717, 1599, 1503, 1409, 1372 (O–SO₂), 1256, 1180 (O–SO₂), 1139, 1089, 1026 cm^{−1}; δ_{H} (CDCl₃, 400 MHz) 5.36 (q , J = 2.3 Hz, 1H, 10a-H), 5.78 (dd, J = 2.2, 5.1 Hz, 1H, 5-H), 6.31 (dd, J = 2.2, 5.1 Hz, 1H, 6-H), 6.88–6.91 (m, 2H, ArH), 7.35–7.50 (m, 11H, ArH/10-H), 7.68–7.71 (m, 2H, ArH); δ_{C} (CDCl₃, 100 MHz) 54.45, 54.86, 55.31, 114.35, 116.66, 125.24, 125.86, 126.96, 128.16, 128.55, 129.20, 129.21, 129.31, 130.39, 130.40, 130.81, 141.45, 141.85,

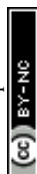
149.99, 154.64, 160.58; HRMS: Found $[M - H]^-$ = 514.1062, C₂₇H₂₁N₃O₆S requires $[M - H]^-$ = 514.1067.

Isolation of 2,9-diphenyl-5-(4-(trifluoromethyl)phenyl)-5,10a-dihydro-1H-[1,2]oxathiino [5,6-*c*][1,2,4]triazolo [1,2-*a*]pyridazine-1,3(2H)-dione 8,8-dioxide 11c. A solution of PTAD (0.20 g, 1.2 mmol, 1.1 eq.) in 1,2-DCE (8 mL) was added dropwise to a stirred solution of (*E*)-3-phenyl-6-(4-(trifluoromethyl)styryl)-1,2-oxathiine 2,2-dioxide (0.40 g, 1.1 mmol) in 1,2-DCE (10 mL) at room temperature and the mixture was stirred at room temperature overnight. Removal of the solvent gave a solid which was triturated with AcMe and *n*-pentane to afford the title compound as a white powder; mp = 169–172 °C; ν_{max} (neat): 1780, 1721, 1495, 1411, 1377, 1325 (O–SO₂), 1256, 1182, 1141 (O–SO₂), 1111, 1090, 1058, 1021 cm^{−1}; δ_{H} (CDCl₃, 400 MHz) 5.40 (q , J = 2.3 Hz, 1H, 10a-H), 5.88 (dd, J = 5.0, 2.3 Hz, 1H, 5-H), 6.33 (dd, J = 5.0, 2.0 Hz, 1H, 6-H), 7.35–7.55 (m, 9H, ArH/10-H), 7.63–7.70 (m, 6H, ArH); δ_{C} (CDCl₃, 100 MHz) 54.54, 54.59, 115.72, 123.72 (q , J = 272 Hz, CF₃), 125.18, 126.16 (q , J = 3.6 Hz, *o*-ArC–CF₃), 126.55, 128.12, 128.75, 129.11, 129.27, 129.28, 129.40, 130.17, 130.95, 131.92 (q , J = 33 Hz, C–CF₃), 137.54, 141.76, 142.67, 149.85, 154.50; δ_{F} (376.5 MHz, CDCl₃) −62.90 (s, 3F); HRMS: Found $[M - H]^-$ = 552.0846, C₂₇H₁₈F₃N₃O₅S requires $[M - H]^-$ = 552.0843.

Dimethyl 7-(4-methoxyphenyl)-3-phenylbenzo[*e*][1,2]oxathiine-5,6-dicarboxylate 2,2-dioxide 13. A mixture of DMAD (0.12 mL, 0.97 mmol, 1.1 eq.) and (*E*)-6-(4-methoxystyryl)-3-phenyl-1,2-oxathiine 2,2-dioxide (0.30 g, 0.88 mmol, 1.0 eq.) was heated to reflux overnight. Upon cooling the complex reaction mixture was subjected to flash column chromatography (using DCM, 0% to 10% MeOH in DCM). The fractions with an R_f = 0.9 (10% MeOH/DCM) were combined to afford the title product after trituration from petroleum spirit/Et₂O 8 : 2 as an off-white solid (0.04 g, 10.0%) mp = 214–216 °C; ν_{max} (neat): 2953, 1747, 1728 (C=O), 1719 (C=O), 1609, 1516, 1491, 1438, 1387, 1373 (O–SO₂), 1329, 1275, 1247, 1217, 1180 (O–SO₂), 1152, 1112, 1021 cm^{−1}; δ_{H} (CDCl₃, 400 MHz) 3.65 (s, 3H, CH₃O), 3.86 (s, 3H, CO₂CH₃), 3.93 (s, 3H, CO₂CH₃), 6.96–6.98 (m, 2H, Ar-H), 7.28–7.30 (m, 2H, Ar-H), 7.41 (s, 1H, 8-H), 7.50–7.51 (m, 3H, Ar-H), 7.63 (s, 1H, 4-H), 7.67–7.69 (m, 2H, Ar-H); δ_{C} (CDCl₃, 100 MHz) 52.70, 53.38, 55.37, 114.23, 117.62, 122.12, 127.18, 129.15, 129.32, 129.91, 130.27, 130.53, 130.76, 131.58, 138.58, 144.08, 151.29, 160.18, 165.94, 167.71; HRMS: Found $[M + Na]^+$ = 503.0770, C₂₅H₂₀O₈S requires $[M + Na]^+$ = 503.0777.

Addition of benzyne to substituted 1,2-oxathiine 2,2-dioxides

1,4-Diphenylnaphthalene 16. A solution of 2-(trimethylsilyl)phenyl trifluoromethanesulfonate (0.48 mL, 2.0 mmol, 1.1 eq.) in anhydrous MeCN (5 mL) was added dropwise to a stirred suspension of 3,6-diphenyl-1,2-oxathiine 2,2-dioxide (0.5 g, 1.8 mmol) and CsF (0.68 g, 4.5 mmol, 2.5 eq.) in anhydrous MeCN (25 mL) at room temperature under a N₂ atmosphere. Upon completion of the addition the reaction mixture was stirred at room temperature for 2 h and then heated to reflux for 1 h. The cooled mixture was diluted with H₂O (50 mL) and extracted with EtOAc (2 × 25 mL). The combined organic extracts were washed with brine (30 mL), dried over anhydrous Na₂SO₄ and the solvent removed. The resulting crude product



was purified by column chromatography (silica, 0% to 3% EtOAc/petroleum spirit), to afford a pale-yellow solid that was triturated with *n*-pentane to afford the title compound as an off-white solid (0.11 g, 22%); mp = 126–129 °C [lit. mp = 132–133 °C (ref. 44)]; ν_{max} (neat): 3052, 1598, 1573, 1512, 1488, 1469, 1446, 1384, 1238, 1154, 1071, 1028 cm⁻¹; δ_{H} (CDCl₃, 400 MHz) 7.43–7.57 (m, 14H, ArH), 7.96–8.00 (m, 2H, ArH); δ_{C} (CDCl₃, 100 MHz) 125.87, 126.41, 126.48, 127.29, 128.32, 130.17, 131.92, 139.84, 140.83.

1-(4-Methoxyphenyl)naphthalene 17. 2-(Trimethylsilyl)phenyl trifluoromethanesulfonate (0.56 mL, 2.3 mmol, 1.1 eq.) was added dropwise *via* syringe to a stirred suspension of 6-(4-methoxyphenyl)-1,2-oxathiine 2,2-dioxide (0.5 g, 2.1 mmol) and CsF (0.51 g, 3.4 mmol, 1.6 eq.) in anhydrous MeCN (25 mL) at room temperature under a N₂ atmosphere and the mixture was stirred at room temperature overnight. The reaction mixture was diluted with H₂O (50 mL) and extracted with EtOAc (2 × 25 mL). The combined organic extracts were washed with brine (30 mL), dried over anhydrous Na₂SO₄ and the solvent removed to afford the crude product which was eluted from silica with 10% EtOAc/petroleum spirit to afford the title adduct after trituration with *n*-pentane as an off-white solid (0.04 g, 8%); mp = 111–114 °C [lit. mp = 112–113 °C (ref. 45)]; ν_{max} (neat): 2991, 2954, 2831, 1607, 1513, 1504, 1461, 1451, 1437, 1422, 1393, 1282, 1239, 1207, 1173, 1143, 1107, 1057, 1030 cm⁻¹; δ_{H} (CDCl₃, 400 MHz) 3.89 (s, 3H, OMe), 7.02–7.04 (m, 2H, ArH), 7.39–7.53 (m, 6H, ArH), 7.83–7.85 (m, 1H, ArH), 7.89–7.93 (m, 2H, ArH); δ_{C} (CDCl₃, 100 MHz) 55.38, 113.72, 125.42, 125.72, 125.94, 126.08, 126.92, 127.35, 128.27, 131.13, 131.83, 133.13, 133.84, 139.91, 158.94.

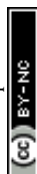
1,2,4-Triphenylnaphthalene 18. A solution of 3,5,6-(triphenyl)-1,2-oxathiine 2,2-dioxide (0.50 g, 1.4 mmol) and 2-(trimethylsilyl)phenyl trifluoromethanesulfonate (0.36 mL, 1.5 mmol, 1.1 eq.) in anhydrous MeCN (10 mL) was added dropwise to a stirred suspension of CsF (0.53 g, 3.5 mmol, 2.5 eq.) in anhydrous MeCN (15 mL) at room temperature under a N₂ atmosphere. The resulting reaction mixture was stirred at room temperature for 3.5 h before being poured into H₂O (25 mL) and extracted with EtOAc (2 × 25 mL). The combined organic extracts were washed with brine (30 mL) dried over anhydrous Na₂SO₄ and the solvents removed under reduced pressure. The crude product was eluted from silica with 10% Et₂O/petroleum spirit to afford the title product, after washing with *n*-pentane, as an off-white solid (0.16 g, 32%); mp = 159–160 °C [lit. mp = 159–161 °C (ref. 46)]; ν_{max} (neat): 3053, 3019, 1599, 1573, 1491, 1439, 1419, 1379, 1251, 1209, 1141, 1070, 1056, 1032 cm⁻¹; δ_{H} (CDCl₃, 400 MHz) 7.13–7.35 (m, 10H, ArH), 7.40–7.61 (m, 8H, ArH), 7.74–7.76 (m, 1H, ArH), 7.99–8.01 (m, 1H, ArH); δ_{C} (CDCl₃, 100 MHz) 125.76, 126.04, 126.07, 126.26, 126.79, 127.20, 127.37, 127.61, 127.88, 128.33, 130.15, 130.20, 130.94, 131.56, 133.06, 137.14, 137.89, 139.06, 139.79, 140.61, 141.84.

Conflicts of interest

There are no conflicts to declare.

Notes and references

- 1 S. Mondal, *Chem. Rev.*, 2012, **112**, 5339–5355.
- 2 M. Sainsbury, Chapter 40: Compounds containing a Six-membered Ring having two Hetero-atoms from Group VIB of the Periodic Table: Dioxanes, Oxathianes and Dithianes, in *Rodd's Chemistry of Carbon Compounds*, 2nd edn, 1964, vol. IV, pp. 375–426.
- 3 M. J. Cook, Chapter 2.26: Six-membered Rings with More than One Oxygen or Sulfur Atom, in *Comprehensive Heterocyclic Chemistry*, ed. A. J. Boulton and A. McKillop, 1984, vol. 3, pp. 943–994.
- 4 E. Kleinpeter, Chapter 8.10: 1,2-Dioxins, Oxathiins, Dithiins, and their Benzo Derivatives, in *Comprehensive Heterocyclic Chemistry III*, ed. A. Aitken, 2008, vol. 8, pp. 677–738.
- 5 K. A. Ali, A. Jäger and P. Metz, *ARKIVOC*, 2016, **iii**, 15–22.
- 6 Th. Morel and P. E. Verkade, *Recl. Trav. Chim. Pays-Bas*, 1951, **70**, 35–49.
- 7 R. P. van Summeren, B. L. Feringa and A. J. Minnaard, *Org. Biomol. Chem.*, 2005, **3**, 2524–2533.
- 8 O. Arjona, M. L. León and J. Plumet, *J. Org. Chem.*, 1999, **64**, 272–275.
- 9 J. Gaitzsch, V. Rogachev, P. Metz, M. S. Yusubov, V. D. Filimonov and O. Kataeva, *J. Sulfur Chem.*, 2009, **30**, 4–9.
- 10 J. Gaitzsch, V. Rogachev and P. Metz, *Synthesis*, 2014, **46**, 0531–0536.
- 11 M. Zhang and C. Han, *US Patent*, US20180294483A1, 2018; K. Hatta, N. Shimosaka, M. Machida, M. Aoki and M. Miyamoto, *PCT Int. Appl.*, WO2015107910A1, 2015.
- 12 J. H. Ko, Y. J. Ha, C. H. Lee, Y. M. Lim and J. A. Ahn, *Republic of Korea Patent*, KR2009084547A, 2009; T. Aoi and A. Endo, *Japanese Patent*, JP2004144933A, 2004; F. Urano, M. Nakahata, H. Fujie and K. Ono, *Japanese Patent*, JP03223865A, 1991.
- 13 S. Aiken, C. D. Gabbutt, B. M. Heron, C. R. Rice and D. Zonidis, *Org. Biomol. Chem.*, 2019, **17**, 9578–9584.
- 14 O. D. C. C. de Azevedo, B. M. Heron and D. Zonidis, Chap. 3 (Synthesis, Reactivity and Applications of 1,2-Oxathiine 2,2-dioxides), in *Targets in Heterocyclic Systems*, Italian Chemical Society, vol. 24, 2020.
- 15 G. Opitz and E. Tempel, *Angew. Chem., Int. Ed. Engl.*, 1964, **3**, 754–755.
- 16 W. E. Truce, D. J. Abraham and P. Son, *J. Org. Chem.*, 1967, **32**, 990–997.
- 17 P. Schenone, G. Bignardi and S. Morasso, *J. Heterocycl. Chem.*, 1972, **9**, 1341–1346.
- 18 B. Zwanenburg, Product class 3: thioaldehyde and thioke-tone S,S-dioxides and oxyimides (sulfenes and derivatives), *Sci. Synth.*, 2004, **27**, 123–134.
- 19 S. Aiken, K. Anozie, O. D. C. C. de Azevedo, L. Cowen, R. J. L. Edgar, C. D. Gabbutt, B. M. Heron, P. A. Lawrence, A. J. Mills, C. R. Rice, M. W. J. Urquhart and D. Zonidis, *Org. Biomol. Chem.*, 2019, **17**, 9585–9604.



- 20 P. Singh, K. Bisetty and M. P. Mahajan, *S. Afr. J. Chem.*, 2009, **62**, 47–55.
- 21 H. M. L. Davies and D. Morton, *J. Org. Chem.*, 2016, **81**, 343–350; I. A. Stepek and K. Itami, *ACS Mater. Lett.*, 2020, **2**, 951–974; A. M. Prendergast and G. P. McGlacken, *Eur. J. Org. Chem.*, 2018, 6068–6082.
- 22 S. Martins, P. S. Branco, M. C. de la Torre, M. A. Sierra and A. Pereira, *Synlett*, 2010, 2918–2922.
- 23 X. Lei, L. Gao, Q. Ding, Y. Peng and J. Wu, *Org. Biomol. Chem.*, 2011, **9**, 6265–6270.
- 24 T. Ishiyama, M. Murata and N. Miyaoura, *J. Org. Chem.*, 1995, **60**, 7508–7510.
- 25 T. Yamada, H. Takiguchi, K. Ohmori and K. Suzuki, *Org. Lett.*, 2018, **20**, 3579–3582.
- 26 H. A. Duong, S. Chua, P. B. Huleatt and C. L. L. Chai, *J. Org. Chem.*, 2008, **73**, 9177–9180.
- 27 J. Gaitzsch, V. O. Rogachev, M. Zahel and P. Metz, *Synthesis*, 2014, **46**, 0531–0536.
- 28 J. Gaitzsch, V. O. Rogachev, P. Metz, M. S. Yusubov, V. D. Filimonov and O. Kataeva, *J. Sulfur Chem.*, 2009, **30**, 4–9.
- 29 K. De Bruycker, S. Billiet, H. A. Houck, S. Chattopadhyay, J. M. Winne and F. E. Du Prez, *Chem. Rev.*, 2016, **116**, 3919–3974; C. J. Moody, *Adv. Heterocycl. Chem.*, 1982, **30**, 1–45; S. Rádl, *Adv. Heterocycl. Chem.*, 1996, **67**, 119–205; D. Craig, S. R. J. Spreadbury and A. J. P. White, *Chem. Commun.*, 2020, **56**, 9803–9806.
- 30 C. D. Gabbutt, J. D. Hepworth and B. M. Heron, *Tetrahedron*, 1995, **51**, 13277–13290.
- 31 L. Liao, R. An, H. Li, Y. Xu, J.-J. Wu and X. Zhao, *Angew. Chem.*, 2020, **59**, 11010–11019.
- 32 S. Akiyama, S. Nomura, K. Kubota and H. Ito, *J. Org. Chem.*, 2020, **85**, 4172–4181.
- 33 I. Dissanayake, J. D. Hart, E. C. Becroft, C. J. Sumby and C. G. Newton, *J. Am. Chem. Soc.*, 2020, **142**, 13328–13333.
- 34 Z. Zhou, J. Chen, H. Chen and W. Kong, *Chem. Sci.*, 2020, **11**, 10204–10211.
- 35 P. Mondal, G. Jana, P. K. Behera, P. K. Chattaraj and N. K. Singha, *Macromolecules*, 2020, **53**, 8313–8323.
- 36 Y. Himeshima, T. Sonoda and H. Kobayashi, *Chem. Lett.*, 1983, 1211–1214; J.-A. Garcia-López and M. F. Greaney, *Chem. Soc. Rev.*, 2016, **45**, 6766–6798; A. V. Dubrovskiy, N. A. Markina and R. C. Larock, *Org. Biomol. Chem.*, 2013, **11**, 191–218.
- 37 W. M. Weber, L. A. Hunsaker, S. F. Abcouwer, L. M. Deck and D. L. Vander Jagt, *Biorg. Med. Chem.*, 2005, **13**, 3811–3820.
- 38 S. Paul and M. Gupta, *Synth. Commun.*, 2005, **35**, 213–222.
- 39 K. R. Buszek and N. Brown, *Org. Lett.*, 2007, **9**, 707–710.
- 40 P. S.-W. Leung, Y. Teng and P. H. Toy, *Org. Lett.*, 2010, **12**, 4996–4999.
- 41 D. Kumar, D. N. Kommi, P. Chopra, M. I. Ansari and A. K. Chakraborti, *Eur. J. Org. Chem.*, 2012, 6407–6413.
- 42 S. Zhou, B.-W. Yan, S.-X. Fan, J.-S. Tian and T.-P. Loh, *Org. Lett.*, 2018, **20**, 3975–3979.
- 43 X. Liang, P. Guo, W. Yang, M. Li, C. Jiang, W. Sun, T.-P. Loh and Y. Jiang, *Chem. Commun.*, 2020, **56**, 2043–2046.
- 44 J. G. Smith and R. B. McCall, *J. Org. Chem.*, 1980, **45**, 3982–3986.
- 45 G. A. Molander and Fl. Beaumard, *Org. Lett.*, 2010, **12**, 4022–4025.
- 46 R. C. Larock and Q. Tian, *J. Org. Chem.*, 1998, **63**, 2002–2009.

