

# Green Chemistry

Accepted Manuscript



This article can be cited before page numbers have been issued, to do this please use: S. Doherty, J. G. Knight, M. Carroll, J. Ellison, S. Hobson, S. Stevens, C. Hardacre and P. Goodrich, *Green Chem.*, 2014,



This is an *Accepted Manuscript*, which has been through the Royal Society of Chemistry peer review process and has been accepted for publication.

*Accepted Manuscripts* are published online shortly after acceptance, before technical editing, formatting and proof reading. Using this free service, authors can make their results available to the community, in citable form, before we publish the edited article. We will replace this *Accepted Manuscript* with the edited and formatted *Advance Article* as soon as it is available.

You can find more information about *Accepted Manuscripts* in the [Information for Authors](#).

Please note that technical editing may introduce minor changes to the text and/or graphics, which may alter content. The journal's standard [Terms & Conditions](#) and the [Ethical guidelines](#) still apply. In no event shall the Royal Society of Chemistry be held responsible for any errors or omissions in this *Accepted Manuscript* or any consequences arising from the use of any information it contains.

## ARTICLE

# Efficient and Selective Hydrogen Peroxide-Mediated Oxidation of Sulfides in Batch and Segmented and Continuous Flow using a Peroxometalate-Based Polymer Immobilised Ionic Liquid Phase Catalyst

Cite this: DOI: 10.1039/x0xx00000x

Received 00th January 2012,  
Accepted 00th January 2012

DOI: 10.1039/x0xx00000x

www.rsc.org/

S. Doherty,<sup>\*a</sup> J. G. Knight,<sup>a</sup> M. A. Carroll,<sup>a</sup> J. R. Ellison,<sup>a</sup> S. J. Hobson,<sup>a</sup> S. Stevens,<sup>a</sup> C. Hardacre<sup>\*b</sup> and P. Goodrich<sup>b</sup>

The peroxometalate-based polymer immobilized ionic liquid phase catalyst  $[\text{PO}_4\{\text{WO}(\text{O}_2)_2\}_4]@\text{PIILP}$  has been prepared by an anion exchange of ring opening metathesis-derived pyrrolidinium-decorated norbornene/cyclooctene copolymer and shown to be a remarkably efficient system for the selective oxidation of sulfides under mild conditions. A cartridge packed with a mixture of  $[\text{PO}_4\{\text{WO}(\text{O}_2)_2\}_4]@\text{PIILP}$  and silica operated as a segmented or continuous flow process and gave good conversions and high selectivity for either sulfoxide (92% in methanol at 96% conversion for a residence time of 4 min) or sulfone (96% in acetonitrile at 96% conversion for a residence time of 15 min). The immobilized catalyst remained active for 8 h under continuous flow operation with a stable activity/selectivity profile that allowed 6.5 g of reactant to be processed (TON = 46,428) while a single catalyst cartridge could be used for the consecutive oxidation of multiple substrates giving activity-selectivity profiles that matched those obtained with fresh catalyst.

## Introduction

The selective oxidation of sulfides is a challenging and technologically important process as sulfoxides and sulfones are versatile intermediates used in the synthesis of fine chemicals, bioactive compounds, agrochemicals,<sup>1</sup> as chiral auxiliaries<sup>2</sup> and most recently as ligands for transition metal asymmetric catalysis.<sup>3</sup> Moreover, sulfide oxidation is also the basis for the catalytic oxidative desulfurisation of crude oil in which sulfur compounds are removed by selective extraction of their sulfones into a polar solvent under much milder conditions than typically required for classical industrial catalytic hydrodesulfurization.<sup>4</sup> Sulfoxidations have traditionally employed either strong oxidants, (e.g. nitric acid or  $\text{KMnO}_4$ ) which suffer numerous drawbacks such as low yields, extreme reaction conditions and poor E-factors,<sup>5</sup> or reagents such as *m*-chloroperbenzoic acid,<sup>6</sup> UHP,<sup>7</sup>  $\text{NaClO}$ ,<sup>8</sup>  $\text{NaIO}_4$ ,<sup>9</sup> oxone<sup>10</sup> and dimethyldioxirane<sup>11</sup> which are expensive, must be used in excess, generate stoichiometric amounts of by-product and involve protocols that require long reaction times, high temperatures and complicated handling procedures. Since hydrogen peroxide is economical, more environmentally benign and relatively atom efficient it is considered the oxidant of choice and as such numerous organocatalysts,<sup>12</sup> enzymes<sup>13</sup> as

well as transition metal catalysts based on iron,<sup>14</sup> manganese,<sup>15</sup> vanadium,<sup>16</sup> titanium,<sup>17</sup> ruthenium,<sup>18</sup> molybdenum,<sup>19</sup> tungsten,<sup>20</sup> and zinc<sup>21</sup> have been developed for this process. In this regard, an efficient catalyst must be highly selective for either sulfone or sulfoxide, inexpensive, easy to prepare and handle, operate under mild conditions across a wide range of substrates and functionality, have long term stability and be easy to recover and recycle. While several of these criteria have been successfully realized there is still a demand to identify and develop alternative systems to address remaining drawbacks such as long reaction times, protracted and tedious isolation and catalyst recovery protocols and leaching of the active components under liquid-liquid biphasic conditions while also being suitable for use in a continuous flow process.<sup>22</sup> To this end, oxidation catalysts have been immobilized on the surface of porous supports or polymers to improve separation and recovery as well as recycling but such systems often suffer from slow reaction rates as well as leaching.<sup>23</sup> Ionic liquids (ILs) are a fascinating class of solvent that have been widely embraced by the catalysis community as a method for immobilization of catalysts under homogeneous, liquid-liquid biphasic and liquid-solid (SILP) biphasic conditions.<sup>24</sup> Recent relevant examples include an efficient protocol for the oxidation of sulfides to sulfones catalyzed by  $\text{V}_2\text{O}_5$  in

[C<sub>12</sub>mim][HSO<sub>4</sub>],<sup>25</sup> highly selective sulfoxidation of sulfides to sulfoxides catalysed by the bifunctional IL combination [SO<sub>3</sub>HC<sub>3</sub>py][TiF<sub>6</sub>]/[C<sub>4</sub>py][BF<sub>4</sub>],<sup>26</sup> a selective catalyst-free oxidation of sulfides to sulfoxides that is faster in ionic liquid than conventional solvents,<sup>27</sup> and, most recently, heterogeneous selective oxidation of sulfides catalysed by ionic liquid-based polyoxometalates<sup>28</sup> or tungstate-based poly(ionic)liquid entrapped magnetic nanoparticles.<sup>29</sup> While good conversions and high selectivities have been obtained in IL media, surprisingly few recycle studies have been reported.

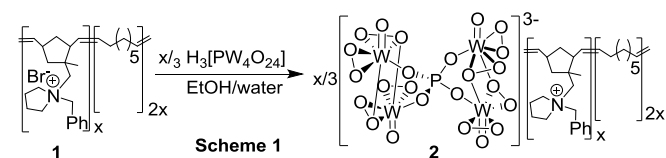
Taking SILP catalysis as a lead, we have been exploring the concept of Polymer Immobilized Ionic Liquid Phase (PIILP) catalysis<sup>30</sup> whereby an ionic liquid is immobilized in the form of a cation-decorated co-polymer. This is an intriguing concept with a great deal of design potential as it aims to combine the favourable properties of ILs with the advantages of a solid support. Such a catalytic process will minimize the amount of ionic liquid in much the same manner as a SILP system, eliminate undesired leaching of ionic liquid, and facilitate catalyst recovery and recycling while also being ideally suited to liquid and gas phase continuous flow processing. Thus, we reasoned that the use of a well-behaved living polymerization should enable surface properties, the ionic microenvironment and porosity of the polymer to be modified in a rational and systematic manner and thereby catalyst-surface interactions, substrate accessibility and efficiency to be optimized and new activity-selectivity relationships to be established. Our initial foray in this area demonstrated that peroxophosphotungstate [PO<sub>4</sub>{WO(O<sub>2</sub>)<sub>2</sub>}<sub>4</sub>]<sup>3-</sup> immobilized on a ROMP-derived cation-decorated polymer ([PO<sub>4</sub>{WO(O<sub>2</sub>)<sub>2</sub>}<sub>4</sub>]@PIILP) is an efficient catalyst for H<sub>2</sub>O<sub>2</sub>-mediated epoxidations.<sup>30a</sup> Herein, we report that the same system catalyses the oxidation of sulfides under mild conditions, both in batch and in a continuous flow process with short residence times and that high selectivity for sulfoxide and sulfone can be obtained in segmented and continuous flow using methanol and acetonitrile, respectively, as the mobile phase. Moreover, continuous flow operation can be maintained over 8 h with only a minor reduction in performance and the same resin can also be used consecutively with different substrates to give yields and selectivities that match those obtained when a fresh batch of catalyst is used for each substrate.

## Results and discussion

### Catalyst synthesis, batch and recycle studies

Peroxometalate-based PIILP [PO<sub>4</sub>{WO(O<sub>2</sub>)<sub>2</sub>}<sub>4</sub>]@PIILP (**2**) was prepared by stoichiometric exchange of the bromide anions in pyrrolidinium-based ROMP-derived polymer **1** with [PO<sub>4</sub>{WO(O<sub>2</sub>)<sub>2</sub>}<sub>4</sub>]<sup>3-</sup> (Scheme 1)<sup>30a</sup> and the resulting amorphous white solid that precipitated was characterized by a combination of solid state P-31 NMR spectroscopy, ICP-OES (tungsten content), nitrogen sorption analysis, TEM and TGA/DSC. A series of catalytic reactions was first conducted under batch conditions to evaluate the efficiency of **2** as a

catalyst for sulfide oxidation and to undertake preliminary optimization studies and recycle experiments.



Our initial catalyst evaluation, comparison and optimization focused on thioanisole as the benchmark substrate as this oxidation has recently been catalysed by peroxometalate-based systems immobilized on the surface of ionic liquid modified silica,<sup>23b,c</sup> ionic liquid-based polyoxometalates salts,<sup>28</sup> a temperature responsive phase transfer catalyst based on a Keggin-type lacunary anions<sup>20b</sup> as well as tungstate ions embedded in mesochannels of SBA-15<sup>23a</sup> and poly(ionic) liquid entrapped magnetic nanoparticles.<sup>29</sup> A series of batch reactions were first conducted to explore the effect of the H<sub>2</sub>O<sub>2</sub>:substrate mole ratio on conversion and selectivity in acetonitrile and methanol, details of which are presented in Table 1.

**Table 1** Oxidation of thioanisole as a function of hydrogen peroxide mole ratio using [PO<sub>4</sub>{WO(O<sub>2</sub>)<sub>2</sub>}<sub>4</sub>]@PIILP (**2**) as catalyst.<sup>a</sup>

	Solvent	H <sub>2</sub> O <sub>2</sub> equiv	Conv <sup>b</sup>	% sulfoxide <sup>b</sup>	% sulfone <sup>b</sup>	sulfoxide selectivity <sup>b,c</sup>
1	MeCN	1.0	54	52	2	96
2	MeCN	2.0	68	65	3	96
3	MeCN	2.5	88	74	14	84
4	MeCN	3.0	100	80	20	80
5	MeCN	5.0	100	53	47	53
6	MeCN <sup>d</sup>	2.5	100	5	95	5
7	MeCN <sup>e</sup>	2.5	2.2	-	-	-
8	MeOH	1.0	70	70	0	100
9	MeOH	2.0	90	88	2	98
10	MeOH	2.5	95	91	4	96
11	MeOH	3.0	100	95	5	95
12	MeOH	5.0	100	85	15	85
13	MeOH <sup>d</sup>	2.5	100	93	7	93
14	MeOH <sup>e</sup>	2.5	0	-	-	-
15	EtOH	2.5	85	71	14	84
16	<i>i</i> -PrOH	2.5	32	52	0	100
17	EG <sup>e</sup>	2.5	21	21	0	100
18	PC <sup>f</sup>	2.5	72	56	16	78

<sup>a</sup> Reaction conditions: 0.5 mol% **2**, 1 mmol substrate, 1.0-3.0 mmol 35% H<sub>2</sub>O<sub>2</sub>, 3 mL solvent, 20 °C, 15 minutes. <sup>b</sup> Determined by <sup>1</sup>H NMR spectroscopy. <sup>c</sup> sulfoxide selectivity = [%sulfoxide/%sulfoxide+%sulfone] × 100%. <sup>d</sup> Reactions conducted under the same conditions using 0.5 mol% [nBu<sub>4</sub>]<sub>3</sub>[PO<sub>4</sub>{WO(O<sub>2</sub>)<sub>2</sub>}<sub>4</sub>] as catalyst. <sup>e</sup> Reaction conducted without catalyst using 0.5 mol% **1**. <sup>f</sup> EG = ethylene glycol. <sup>g</sup> PC = propylene carbonate.

High sulfoxide selectivity (96%) and moderate to good conversions were obtained in acetonitrile using a 0.5 mol% loading of **2** to catalyse the oxidation of thioanisole at room temperature for 15 min with H<sub>2</sub>O<sub>2</sub>:S mole ratios of either one or two while selectivity dropped to 80% when the peroxide to

substrate ratio reached three, albeit at complete conversion (Entries 1-4). In contrast, a parallel series of reactions conducted in methanol showed that sulfoxide selectivity remained high even at a  $\text{H}_2\text{O}_2$ :S mole ratio of three (Entries 8-11). In this regard, the solvent has been previously been reported to have a dramatic effect on the selectivity of sulfide oxidation with protic solvents such as methanol and ethanol favouring formation of sulfoxide which in some cases was obtained as the exclusive product at short reaction times; this has been attributed to the high hydrogen bonding capacity of these solvents.<sup>23d,31</sup> for example, high sulfoxide and sulfone selectivity has been obtained with relatively low loadings of Merrifield resin supported peroxomolybdenun(VI) compounds<sup>23g</sup> and polymer-immobilised peroxotungstates<sup>23d</sup> under mild conditions while peroxotungstates immobilised on multilayer ionic liquid brushes-modified silica<sup>23c</sup> or ionic liquid modified silica<sup>23a</sup> and Keggin heteropolycompounds<sup>19f</sup> required elevated temperatures, higher catalyst loading and/or markedly longer reaction times to reach comparable conversions. The data in Table 1 also shows that high sulfoxide selectivity is retained at high conversion for reactions conducted in methanol (Entries 10-11) whereas selectivity appears to drop with increasing conversion in acetonitrile (Entries 3-4) and that sulfoxide selectivity decreases much more dramatically in acetonitrile compared with methanol as the hydrogen peroxide ratio increases (Entries 5 and 12). In stark contrast, under the same reaction conditions the  $[\text{nBu}_4]_3[\text{PO}_4\{\text{WO}(\text{O}_2)_2\}_4]$ -catalysed sulfoxidation of thioanisole with 2.5 equivalents of  $\text{H}_2\text{O}_2$  in acetonitrile resulted in quantitative conversion to afford sulfone as the major product in 95% selectivity (Entry 6), whereas the corresponding reaction in methanol gave sulfoxide as the major product in 93% selectivity (Entry 13), again with complete consumption of sulfide. Even though heterogenisation of  $[\text{PO}_4\{\text{WO}(\text{O}_2)_2\}_4]^{3-}$  in the form of  $[\text{PO}_4\{\text{WO}(\text{O}_2)_2\}_4]@\text{PIILP}$  results in an inversion of selectivity to favour sulfoxide, high yields of sulfone have been obtained with **2** using excess  $\text{H}_2\text{O}_2$  at a higher reaction temperature (*vide infra*). The efficiency of **2** enabled the catalyst loading to be reduced to 0.025 mol% and under otherwise identical conditions the oxidation of thioanisole using 2.5 equivalents of  $\text{H}_2\text{O}_2$  in acetonitrile reached 74% conversion with a sulfoxide selectivity of 96% after 2 h at 25 °C, which corresponds to a total TON of 2,960 mole sulfoxide per mole  $\text{cat}^{-1}$  and a TOF of 1,480 mole sulfoxide per mole  $\text{cat}^{-1} \text{ h}^{-1}$ . This TOF compares favourably with those of 1470  $\text{h}^{-1}$  and 1235  $\text{h}^{-1}$  reported for a Merrifield resin supported dioxomonoperoxomolybdenun(VI)<sup>23g</sup> and a polymer-immobilised peroxotungstate,<sup>23d</sup> respectively. Control reactions for the oxidation of thioanisole conducted in methanol and acetonitrile in the absence of the tungstate catalyst but with 0.5 mol% polymer immobilized ionic liquid **1** and 2.5 equivalents of  $\text{H}_2\text{O}_2$  gave 0% and 2.2% conversion, respectively, which confirmed the active role of the catalyst (Entries 7 and 14). A survey of the influence of solvent on conversion and selectivity revealed that reactions conducted in ethanol and propylene carbonate gave high conversions and good sulfoxide selectivity (Entries 15 and 18), albeit slightly lower than that obtained in



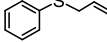
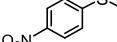
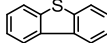
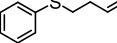
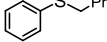

methanol. Both solvents will be promising candidates to develop greener processes and, in this regard, studies are currently underway to improve selectivity. Although reactions conducted in isopropanol and ethylene glycol gave sulfoxide as the sole product a marked improvement in conversion will be required if these solvents are to be considered as viable replacements for methanol.

Encouraged by the efficacy of **2** for the selective oxidation of thioanisole, catalyst testing was extended to a range of sulfides, full details of which are summarized in Table 2. Gratifyingly, high conversions were obtained across the range of substrates examined and in each case selectivity for sulfoxide was higher in methanol than in acetonitrile ranging from 89–98% in the former compared with 58–98% in the latter. Oxidation of allylphenyl sulfide and homoallylphenyl sulfide occurred with complete chemoselectivity for sulfoxide and sulfone with no evidence for epoxidation of the double bond, presumably due to the mild conditions and short reaction times.<sup>19b,20c,23a-d</sup> The moderate conversion obtained for the  $[\text{PO}_4\{\text{WO}(\text{O}_2)_2\}_4]@\text{PIILP}$ -catalysed sulfoxidation of DBT at room temperature in acetonitrile is entirely consistent with the proposed electrophilic pathway, the lower nucleophilicity of this substrate and previous reports that the rate of oxidation increases with increasing nucleophilicity of the sulfide.<sup>20b,23d,31c,32</sup> As expected, the same oxidation occurred more rapidly at higher temperatures such that a conversion of 95% was obtained after 15 min at 65 °C, albeit at the expense of sulfoxide selectivity as the sulfone was obtained as the major product in 81% selectivity. Unfortunately, it was not possible to obtain reliable data for the sulfoxidation of dibenzothiophene in methanol, possibly due to its low solubility in this solvent.

As sulfones are a useful class of compound, the conversion-selectivity profile was also monitored as a function of time and temperatures in methanol and acetonitrile using a catalyst loading of 0.5 mol% and a peroxide to substrate ratio of 5 with the aim of identifying optimum conditions for the formation of methyl phenyl sulfone. Not surprisingly, selectivity for sulfone increased with increasing temperature and reached a maximum at 45 °C for a reaction time of 15 min, irrespective of the solvent, however, the data in Figure 1a also highlights the disparate solvent dependent selectivity as reactions conducted in acetonitrile consistently gave a higher selectivity for sulfone, under comparable conditions. This solvent dependent selectivity is also evident in Figure 1b which shows the selectivity as a function of time at 45 °C; in acetonitrile sulfone is obtained as the exclusive product after only 30 min whereas in methanol a reaction time of 60 min is required to obtain sulfone with 100% selectivity. High selectivity for methyl phenyl sulfone has previously been reported for the oxidation of thioanisole in methanol catalysed by  $[\text{C}_4\text{mim}]_3[\text{PMo}_{12}\text{O}_{40}]$  and, moreover, conditions were similar to those identified above.<sup>28</sup> Under optimum conditions 0.025 mol% of **2** catalysed the oxidation of thioanisole in acetonitrile at 45 °C to give a total turnover number of 3,960 mole sulfone per mole  $\text{cat}^{-1}$ , albeit after 6 h.

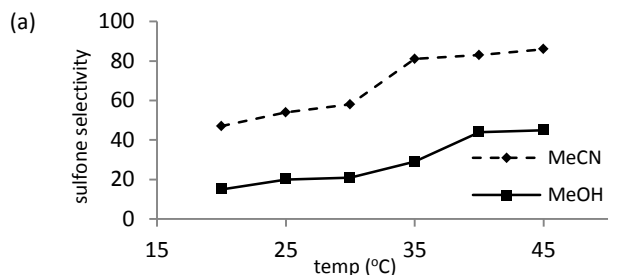


**Table 2** Selective oxidation of sulphides to sulfoxides with hydrogen peroxide catalysed by  $[\text{PO}_4\{\text{WO}(\text{O}_2)_2\}_4]@\text{PIILP}$ .<sup>a</sup>

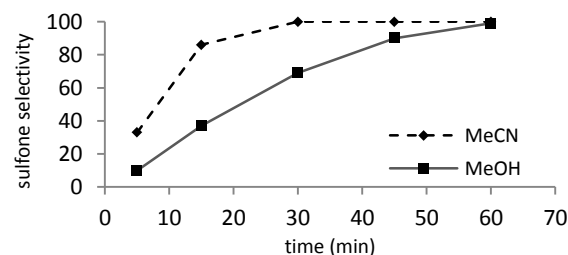
$\text{R}-\text{S}-\text{R}' + 2.5 \text{H}_2\text{O}_2 \xrightarrow[\text{solvent, RT, 15 min}]{0.5 \text{ mol\% catalyst}} \text{R}-\text{S}(=\text{O})-\text{R}' + \text{R}-\text{S}(=\text{O})_2-\text{R}'$						
Substrate	Solvent	% Conversion <sup>b</sup>	% sulfoxide <sup>b</sup>	% sulfone <sup>b</sup>	sulfoxide selectivity <sup>b,c</sup>	TON <sup>d</sup>
	MeCN	88	74	14	84	704
	MeOH	95	91	4	96	760
	MeCN	92	74	18	80	736
	MeOH	92	86	6	93	736
	MeCN	98 <sup>e</sup>	64 <sup>e</sup>	34 <sup>e</sup>	65	784
	MeOH	99	97	2	98	792
	MeCN	89	78	11	88	712
	MeOH	56	53	3	95	448
	MeCN	24	21	3	88	192
	MeCN <sup>f</sup>	95	18	77	19	760
	MeCN	98	58	40	58	792
	MeOH	62	56	6	90	456
	MeCN	99	75	24	76	792
	MeOH	92	90	2	98	736
	MeCN <sup>g</sup>	59	58	1	98	472
	MeOH <sup>g</sup>	99	77	22	78	792

<sup>a</sup> Reaction conditions: 0.5 mol% **2**, 1 mmol substrate, 2.5 mmol 35%  $\text{H}_2\text{O}_2$ , 3 mL MeCN, room temperature, 15 minutes. <sup>b</sup> Determined by  $^1\text{H}$  NMR spectroscopy. <sup>c</sup> sulfoxide selectivity =  $[\% \text{sulfoxide} / (\% \text{sulfoxide} + \% \text{sulfone})] \times 100\%$ . <sup>d</sup> TOF = moles sulfide consumed per mole catalyst per hour. <sup>e</sup> Determined by  $^{13}\text{C}$  NMR spectroscopy. <sup>f</sup> Reaction conducted at 65 °C. <sup>g</sup> Reactions conducted in deuteriated solvent for 2 minutes and monitored by NMR spectroscopy.

The favourable formation of sulfone when the sulfoxidation was conducted in acetonitrile is consistent with previous reports<sup>23d</sup> and having identified optimum conditions for the formation of sulfone catalyst testing was extended to include a selection of aryl alkyl sulfides, details of which are summarized in Table 3. Under these conditions, a 0.5 mol% loading of **2** catalysed the sulfoxidation to give complete conversion after 15 min with high selectivity for the corresponding sulfone (77–100%) with the exception of dibenzothiophene which only reached 68% conversion and 51% selectivity for its sulfone; however, for all other substrates tested complete conversion to sulfone was achieved when the reaction time was extended to 60 min. Even though the TOF of 280  $\text{h}^{-1}$  obtained for the sulfoxidation of dibenzothiophene under these conditions is lower than that for the other substrates examined the data in Table 2 shows that high TOFs and high sulfone selectivity can be obtained at 65 °C; the TOF of 760  $\text{h}^{-1}$  is a marked improvement on that obtained with the temperature responsive phase transfer system  $[(\text{C}_{18}\text{H}_{37})_2(\text{CH}_3)_2\text{N}]_7[\text{PW}_{11}\text{O}_{39}]$  (248  $\text{h}^{-1}$  at 60 °C),<sup>20b</sup> polymer immobilised peroxotungstates (9  $\text{h}^{-1}$  at 78 °C),<sup>23d</sup>  $\text{V}_2\text{O}_5/[\text{C}_{12}\text{mim}][\text{HSO}_4]$  (ca. 4  $\text{h}^{-1}$  at 45 °C)<sup>25</sup> and Merrifield resin supported peroxomolybdenum(VI) compounds (7.2  $\text{h}^{-1}$  at 78 °C).<sup>23g</sup> Even at 45 °C the sulfoxidation of allyl and homoallylphenyl sulfone occurred with complete chemoselectivity to the sulfoxide and sulfone with no evidence for epoxidation of the double bond.










(b) **Figure 1** Influence of reaction conditions on the selectivity for methyl phenyl sulfone for the oxidation of thioanisole with  $\text{H}_2\text{O}_2$  using 0.5 mol%



$[\text{PO}_4\{\text{WO}(\text{O}_2)_2\}_4]@\text{PIILP}$ . Influence of (a) temperature at a reaction time of 15 min (b) reaction time at 45 °C. Reaction conditions: 0.5 mol% catalyst, 1 mmol substrate, 5 mmol 35%  $\text{H}_2\text{O}_2$ , 3 mL solvent. All reactions reached 100% conversion under these conditions.

**Table 3** Selective oxidation of sulphides to sulfones with hydrogen peroxide catalysed by  $[\text{PO}_4\{\text{WO}(\text{O}_2)_2\}_4]@\text{PIILP}^a$ 

$\text{R}-\text{S}-\text{R}' + 2.5 \text{H}_2\text{O}_2 \xrightarrow[\text{MeCN, 45 } ^\circ\text{C, 15 min}]{0.5 \text{ mol\% catalyst}} \text{R}-\text{S}(=\text{O})-\text{R}' + \text{R}-\text{SO}_2-\text{R}'$					
Substrate	Conv <sup>b</sup>	% sulfoxide <sup>b</sup>	% sulfone <sup>b</sup>	sulfone selectivity <sup>b,c</sup>	TOF <sup>d</sup>
	100	14	86	86	688
	100	0	100	100	800
	99 <sup>e</sup>	1 <sup>e</sup>	98 <sup>e</sup>	99 <sup>e</sup>	792
	100	33	77	77	616
	68	33	35	51	280
	100	3	97	97	776
	100	4	96	96	768

<sup>a</sup> Reaction conditions: 0.5 mol% **2**, 1 mmol substrate, 5 mmol 35%  $\text{H}_2\text{O}_2$ , 3 mL MeCN, 45 °C, 15 minutes. <sup>b</sup> Determined by  $^1\text{H}$  NMR spectroscopy. <sup>c</sup> Sulfone selectivity =  $[\% \text{sulfone} / (\% \text{sulfone} + \% \text{sulfoxide})] \times 100\%$ . <sup>d</sup> TOF = mole sulfone generated per mole catalyst per hour. <sup>e</sup> Determined by  $^{13}\text{C}$  NMR spectroscopy.

Reasoning that the polymer immobilized ionic liquid should efficiently retain the peroxometalate, catalyst recycle experiments on the sulfoxidation of thioanisole were undertaken to assess the robustness and longevity of the catalyst and the potential for incorporation into a continuous flow process. Methanol was identified as the solvent of choice for the initial recycle experiments on the basis that conditions for the selective oxidation to sulfoxide and sulfone had already been identified (*vide supra*). The catalyst was recovered in an operationally straightforward filtration, washed with methanol, dried and reused directly without being replenished or reconditioned. A comparative study of the conversion and sulfoxide selectivity for the  $[\text{PO}_4\{\text{WO}(\text{O}_2)_2\}_4]@\text{PIILP}$ -catalyzed sulfoxidation of thioanisole in methanol as a function of time across two runs is presented in Figure 2a. The data clearly shows that selectivity reduces gradually from 99% to 90% with increasing conversion and that the conversion and selectivity-time profiles for the two runs map closely to each other. For comparison, a parallel recycle experiment in acetonitrile revealed a much more dramatic drop in selectivity, from 98% to 54%, as a function of conversion/time than the corresponding reaction in methanol (Figure 2b). Thus, methanol was chosen for a more extensive recycle study which showed that  $[\text{PO}_4\{\text{WO}(\text{O}_2)_2\}_4]@\text{PIILP}$  recycled efficiently across six runs with only a minor reduction in conversion and no significant change in selectivity (Table 4).

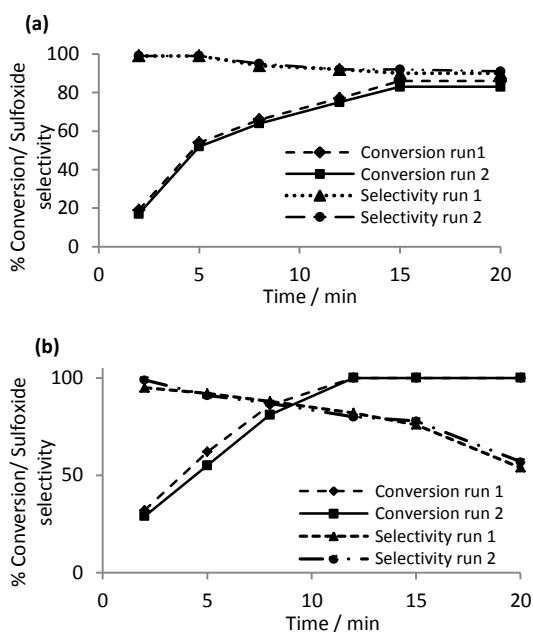
Analysis of the solvent after filtration and recovery of the catalyst from the first two runs of the recycle experiment revealed that the tungsten content was too low to be detected by

ICP-OES (i.e. < 1 ppm), confirming that the peroxotungstate was efficiently retained by the polymer immobilized ionic liquid and potentially suitable for application in a continuous flow process (*vide infra*). Moreover, analysis of catalyst recovered after the 6th run gave a tungsten content of 25.84% which is close to that of unused catalyst, again a strong indication that leaching was negligible. In a direct comparative study,  $[\text{nBu}_4\text{N}][\text{PO}_4\{\text{WO}(\text{O}_2)_2\}_4]$ , immobilised on Geduran® Si60 (43-60  $\mu\text{m}$ ) by wet impregnation (6.5 wt%), was shown to be an efficient catalyst for the sulfoxidation of thioanisole in methanol and a 0.5 mol% loading gave 99% conversion and 97% selectivity for phenyl methyl sulfoxide after 15 min at room temperature. However, the system recycled very poorly as evidenced by a dramatic drop in conversion to 44% after the first run and a subsequent drop to only 14% for the third run, although the selectivity remained constant at 97% across the three runs (Table 4). ICP-OES analysis of the combined aqueous and organic phases collected after work-up and analysis of the first run revealed that 23% of the tungsten had been removed or extracted, a strong indication that the drop in conversion was due to efficient leaching of the active tungstate from the SILP based catalyst demonstrating the advantage of the PILP methodology. The IR spectrum of **2** contains characteristic bands at 1079  $\text{cm}^{-1}$   $\nu(\text{P}-\text{O})$ , 957  $\text{cm}^{-1}$   $\nu(\text{W}=\text{O})$ , 585  $\text{cm}^{-1}$   $\nu_{\text{asym}}(\text{W}-\text{O}_2)$  and 531  $\text{cm}^{-1}$   $\nu_{\text{sym}}(\text{W}-\text{O}_2)$  which are entirely consistent with those for related supported peroxometalates reported in the literature.<sup>33</sup> Catalyst recovered after the 6th run was found to contain IR bands similar to that for **2** with no evidence for oxidation of the benzylic group to the corresponding benzoyl pyrrolidinium cation strongly suggesting that the catalyst remains intact; a comparison of these IR spectra are provided in the supporting information (Figure S19). A benchmark oxidation of thioanisole in the presence of ethylbenzene also confirmed that benzylic oxidation did not occur under these mild conditions and short reaction times.

**Table 4** Comparative recycle studies for the sulfoxidation of thioanisole in methanol catalysed by  $[\text{PO}_4\{\text{WO}(\text{O}_2)_2\}_4]@\text{PIILP}$  and  $[\text{nBu}_4\text{N}][\text{PO}_4\{\text{WO}(\text{O}_2)_2\}_4]/\text{SiO}_2^a$ 

$\text{C}_6\text{H}_5\text{SCH}_3 \xrightarrow[\text{solvent, rt, 15 min}]{0.5 \text{ mol\% catalyst}} \text{C}_6\text{H}_5\text{S}(=\text{O})\text{CH}_3 + \text{C}_6\text{H}_5\text{SO}_2\text{CH}_3$				
Run	$[\text{PO}_4\{\text{WO}(\text{O}_2)_2\}_4]@\text{PIIP}$	$[\text{nBu}_4\text{N}][\text{PO}_4\{\text{WO}(\text{O}_2)_2\}_4]/\text{SiO}_2$		
	Conversion <sup>b</sup>	Sulfoxide selectivity <sup>b,c</sup>	Conversion <sup>b</sup>	Sulfoxide selectivity <sup>b,c</sup>
1	88	92	99	97
2	87	92	44	97
3	88	92	14	96
4	86	91		
5	86	90		
6	84	88		

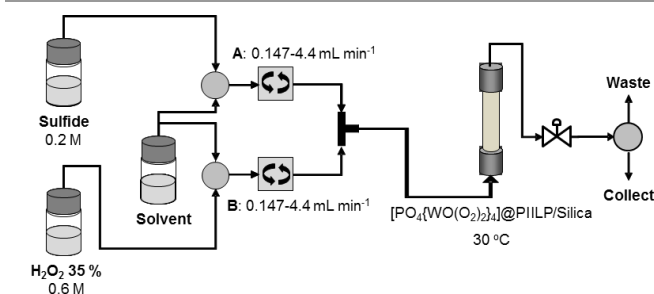
<sup>a</sup> Reaction conditions: 0.5 mol% **2**, 1 mmol substrate, 2.5 mmol 35%  $\text{H}_2\text{O}_2$ , 3 mL MeOH, 30 °C, 20 minutes. <sup>b</sup> Determined by  $^1\text{H}$  NMR spectroscopy. <sup>c</sup> Sulfoxide selectivity =  $[\% \text{sulfoxide} / (\% \text{sulfone} + \% \text{sulfoxide})] \times 100\%$



**Figure 2** (a) Conversion and sulfoxide selectivity profiles as a function of time for a recycle  $[\text{PO}_4\{\text{WO}(\text{O}_2)_2\}_4]@ \text{PIILP}$ -catalysed sulfoxidation of thioanisole in (a) methanol at room temperature (b) acetonitrile at room temperature, using 0.5 mol% **2** and a substrate: $\text{H}_2\text{O}_2$  ratio 1:2.5.

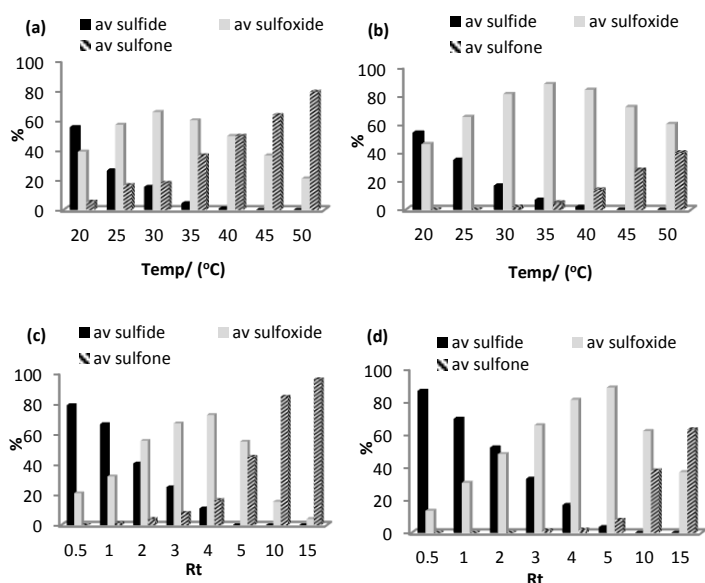
### Segmented and Continuous Flow Processing

The short reaction times and mild conditions required for  $[\text{PO}_4\{\text{WO}(\text{O}_2)_2\}_4]@ \text{PIILP}$  catalysed oxidations and the recyclability of the system prompted us to explore the potential applications of this system in a continuous flow protocol and to establish how residence time, substrate/peroxide mole ratio and temperature influence selectivity. The flow set-up for sulfoxidation of thioanisole is shown in Figure 3 and is based on a Uniqsis FlowSyn reactor. Preliminary evaluation and optimization studies were conducted using segmented flow in which either methanol or acetonitrile solutions of sulfide (0.2 M) and 30% hydrogen peroxide (0.6 M) are simultaneously pumped through a cartridge reactor packed with 2.0 g of silica (Geduran<sup>®</sup> Si60 43-60  $\mu\text{m}$ ) mixed with 0.1 g of  $[\text{PO}_4\{\text{WO}(\text{O}_2)_2\}_4]@ \text{PIILP}$  with precise control of the flow rates; the residence times were calculated based on these flow rates and methanol was used as the transport solvent. The exiting product stream was collected in triplicate as 2 mL aliquots, subjected to an aqueous work-up and analysed by either  $^1\text{H}$  or  $^{13}\text{C}$  NMR spectroscopy to determine conversion and selectivity.



**Figure 3** Schematic representation of the set-up for segmented and continuous flow sulfoxidations catalysed by  $[\text{PO}_4\{\text{WO}(\text{O}_2)_2\}_4]@ \text{PIILP}$  (**2**).

Using the optimized batch conditions as a lead, we first explored the effect of residence time, temperature and the amount of hydrogen peroxide on selectivity and conversion for the sulfoxidation of thioanisole in acetonitrile and methanol. Preliminary studies examined the effect of temperature on the conversion and selectivity profile at a fixed flow rate of 1.1 mL min<sup>-1</sup>, corresponding to a residence time (Rt) of 4 min, and in acetonitrile conversions increased smoothly from 44% at 20 °C to 100% above 45 °C while sulfoxide selectivity decreased across this temperature range from 88% to 21% (Figure 4a). For comparison, the corresponding conversion-selectivity profile obtained using methanol as the mobile phase revealed that conversions increased steadily from 24% at 20 °C to 88% at 50 °C while sulfoxide selectivity remained high and decreased only slightly from 100% to 90% within this temperature range (Figure 4b); a similar solvent dependent selectivity profile was obtained in batch wherein the sulfoxide selectivity obtained at high conversion in acetonitrile was lower than that in methanol under the same conditions. Taking both studies into account, a reaction temperature of 30 °C gave the optimum balance/compromise between conversion and sulfoxide selectivity and as such this temperature was chosen to examine a range of substrates (*vide infra*). A corresponding study to explore the influence of residence time on the conversion-selectivity profile at 30 °C with acetonitrile as the mobile phase revealed that conversions increased gradually with increasing residence time from 21% for a residence time of 0.5 min to 90% when this was increased to 4 min and that high selectivity for sulfoxide was maintained across this range of retention times; however, selectivity decreased quite dramatically at longer residence times such that sulfone was obtained as the major product in 96% selectivity after 15 min (Figure 4c). For comparison, the conversion-selectivity profile in methanol was qualitatively similar although interestingly the optimum balance of conversion and sulfoxide selectivity of 96% and 92%, respectively, obtained at a residence time of 5 min was a significant improvement on that in acetonitrile while the selectivity for sulfone only reached 63% for a residence time of 15 min; this is markedly lower than the 96% obtained under the same conditions in acetonitrile (Figure 4d). Thus, the data in Figure 4 clearly shows that high selectivity for either sulfoxide or sulfone can be obtained under continuous flow processing through a judicious choice of solvent, residence time and temperature.



**Figure 4** Conversion-selectivity profile as a function of temperature for the continuous flow  $[\text{PO}_4\{\text{WO}(\text{O}_2)_2\}_4]@ \text{PIILP}$ -catalysed sulfoxidation of thioanisole in (a) acetonitrile (b) methanol for a residence time of 4 min. Conversion-selectivity profile as a function of residence time (Rt) for the  $[\text{PO}_4\{\text{WO}(\text{O}_2)_2\}_4]@ \text{PIILP}$ -catalysed sulfoxidation of thioanisole in (c) acetonitrile (d) methanol at 30 °C. Reaction conditions: 0.1 g catalyst/2.0 g silica, 3 equiv. 35%  $\text{H}_2\text{O}_2$ , solvent, residence time 0.5–15 min or temperature 20–50 °C.

A survey of the influence of the amount of  $\text{H}_2\text{O}_2$  on conversion and selectivity as a function of residence time for the oxidation of thioanisole revealed a disparate solvent dependent behaviour. In the case of acetonitrile, a strong dependence on the rate was observed up to 12 equivalents of  $\text{H}_2\text{O}_2$ . For both 12 and 20 equivalents similar profiles with respect to Rt were observed. In comparison a much weaker dependence on  $[\text{H}_2\text{O}_2]$  was observed in methanol and approximately zero order behaviour was found. Details of the composition-time profile and analysis are provided in the supporting information (Figures S9–S22). Approximate rate constants for the formation of methyl phenyl sulfoxide ( $k_a$ ) and methyl phenyl sulfone ( $k_b$ ) in acetonitrile and methanol were extracted by fitting the concentration-time profile for the consumption of sulfide and the formation of product using pseudo steady state analysis. As 2.5 equivalents of  $\text{H}_2\text{O}_2$  are consumed during the reaction the rate constants derived were only calculated for the reaction with 20 equivalents of  $\text{H}_2\text{O}_2$ . Table 5 compares the effects of the solvent on the two rates assuming a first order dependence on the substrate and sulfoxide. Interestingly, the solvent has a much less significant effect on the second oxidation compared with the first. The strong dependence on peroxide concentration in acetonitrile may reflect a reduced solubility of the substrate compared with methanol which blocks the surface sites on the catalyst and/or hydrogen bonding between  $\text{H}_2\text{O}_2$  and the substrate impeding access to the catalyst. In contrast, the increased H-bonding capacity of methanol could result in a greater degree of solvation of the substrate which would reduce the coverage of substrate at the catalyst and thereby allow peroxide to bind

effectively. This may also be the reason why methanol has a reduced overall rate compared with acetonitrile. The possible effect of the additional water content on the conversion-selectivity profiles arising from the increasing mole ratio of aqueous hydrogen peroxide was also investigated by doping experiments based on three equivalents of hydrogen peroxide with the corresponding amount of water that would be present with six equivalents of peroxide; the associated conversion-selectivity profiles as a function of residence time are provided in the Supporting Information (Figures S23–S24). Interestingly, for reactions conducted in acetonitrile the first oxidation is more rapid in the water-doped system while the second oxidation appears to be slightly slower. In contrast, the profile for the water-doped methanol system maps more closely, across the range of retention times, to the data for the undoped system with three mole equivalents of hydrogen peroxide. The slight increase in rate for the water doped-acetonitrile system compared with methanol may be due to interaction of the water with the catalyst-support surface facilitating access of the substrate to the catalyst, possibly through a network of hydrogen bonds. High selectivity for sulfoxide was retained when the water content was increased further by generating the segmented flow with equal volumes of aqueous hydrogen peroxide and methanolic thioanisole. Under these conditions the combination of 93% sulfoxide selectivity and 92% conversion at a flow rate of  $0.88 \text{ mL min}^{-1}$  ( $\text{Rt} = 5 \text{ min}$ ) was a marked improvement on that obtained by varying the hydrogen peroxide concentration; the associated conversion-selectivity profile as a function of residence time is presented in the Supporting Information (Figure S25). A comparison with the corresponding batch reaction in 1:1 methanol/water revealed a further potential benefit of continuous flow as 0.5 mol% catalyst gave a conversion of only 22% in batch after 15 min, albeit with high sulfoxide selectivity (91%); such a poor conversion may well be due to agglomeration of the catalyst.

**Table 5** Estimated rate constants for the formation of methyl phenyl sulfoxide ( $k_a$ ) and methyl phenyl sulfone ( $k_b$ ) in acetonitrile and methanol.<sup>a</sup>

Entry	$\text{H}_2\text{O}_2$	MeCN		MeOH	
		$k_a$	$k_b$	$k_a$	$k_b$
1	20	2.68	0.17	0.55	0.11


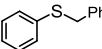
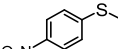
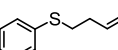
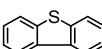
<sup>a</sup> Data obtained using 0.2 M solution of thioanisole and a 4.0 M solution of  $\text{H}_2\text{O}_2$  with flow rates between  $0.293 \text{ mL min}^{-1}$  and  $8.8 \text{ mL min}^{-1}$  at 30 °C.

In addition to the obvious advantages associated with continuous flow operation such as simple product catalyst separation and ease of scale-up due to the linear increase in TON with time, our preliminary studies revealed that high selectivity for sulfoxide or sulfone can also be obtained by changing the solvent and residence time. For example, a sulfoxide selectivity of 98% at 83% conversion was obtained for the sulfoxidation of thioanisole at a residence time of 4 min under segmented flow in methanol, which is a marked improvement on the corresponding selectivity of 89% at 75% conversion in acetonitrile under otherwise identical conditions. For comparison, the corresponding sulfoxidation conducted in methanol under batch conditions gave 96% conversion but with



slightly lower selectivity of 95%. In contrast, complete conversion and a sulfone selectivity of 96% was obtained in acetonitrile by extending the residence time to 15 min; this is significantly higher than the 62% selectivity obtained either under segmented flow in methanol or under batch conditions in both solvents (Table 1). With the optimized conditions in hand the substrate range was extended to establish the scope and efficiency of this system. As for thioanisole, the selectivity for sulfoxide obtained in methanol at any given residence time was higher than that in acetonitrile for each substrate studied and in the majority of cases the optimum compromise between conversion and selectivity appeared to peak at a flow rate of 1.1 mL min<sup>-1</sup> (Rt = 4 min) with the exception of 4-nitrothioanisole which required a slightly longer residence time. Under these conditions sulfoxide selectivities as high as 90% were obtained with reasonable to good conversions (61-93%). While sulfone selectivity increased with increasing residence time and reached 75-89% at complete conversion, the optimum selectivity was solvent dependent. Full details of the conversion-selectivity profile as a function of residence time for the [PO<sub>4</sub>{WO(O<sub>2</sub>)<sub>2</sub>}]<sub>4</sub>@PIILP-catalysed sulfoxidation of each sulfide in methanol and acetonitrile are reproduced in the Supporting Information (Figures S7-S8 and S26-S32) and a summary of the optimum selectivity and conditions is given in Table 6.

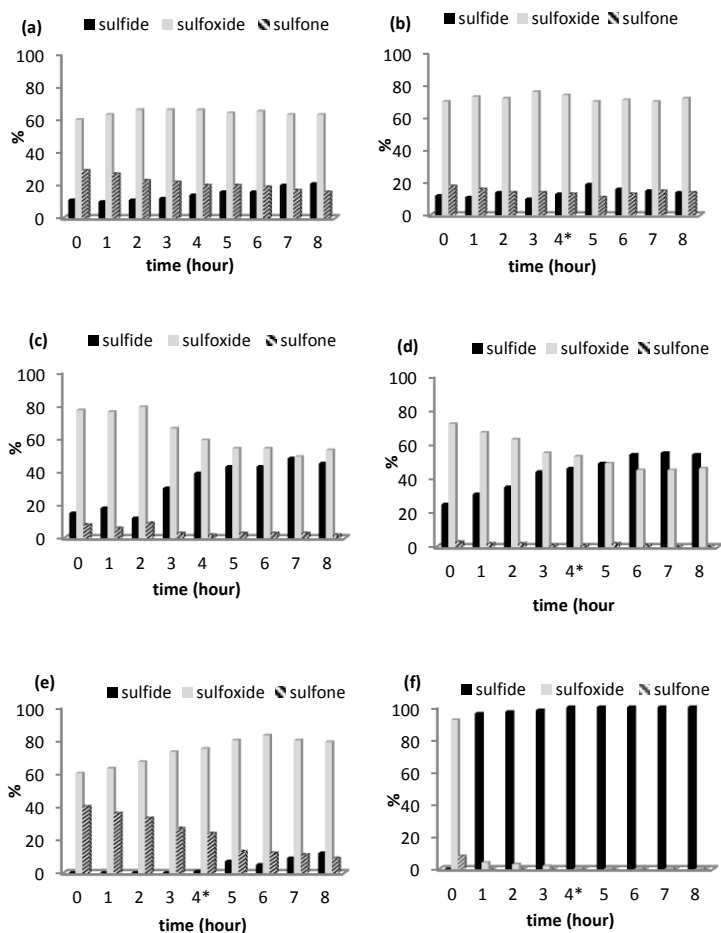
**Table 6** Summary of the optimum sulfide and sulfone selectivity for the segmented flow [PO<sub>4</sub>{WO(O<sub>2</sub>)<sub>2</sub>}]<sub>4</sub>@PIILP-catalysed sulfoxidation of selected aryl sulfides.<sup>a</sup>

Substrate	Rt	solvent	% Conv <sup>b</sup>	sulfoxide selectivity <sup>b,c</sup>	sulfone selectivity <sup>b,d</sup>
	4	MeOH	83	98	-
	15	MeCN	100	-	96
	4	MeOH	93	90	-
	15	MeCN	100	-	79
	4	MeOH	61	90	-
	15	MeCN	100	-	75
	4	MeOH	80	89	-
	15	MeCN	100	-	89
	-	MeOH	-	-	-
	15	MeCN	76	-	76

<sup>a</sup> Reaction conditions: 0.1 g **2**/2.0 g silica, 3 equivalents 35% H<sub>2</sub>O<sub>2</sub>, solvent, residence time 0.5-15 min, 30 °C. <sup>b</sup> Determined by <sup>1</sup>H NMR spectroscopy. <sup>c</sup> Sulfoxide selectivity = [%sulfoxide/%sulfone+%sulfoxide] × 100%. <sup>d</sup> Sulfone selectivity = [%sulfone/%sulfone+%sulfoxide] × 100%.

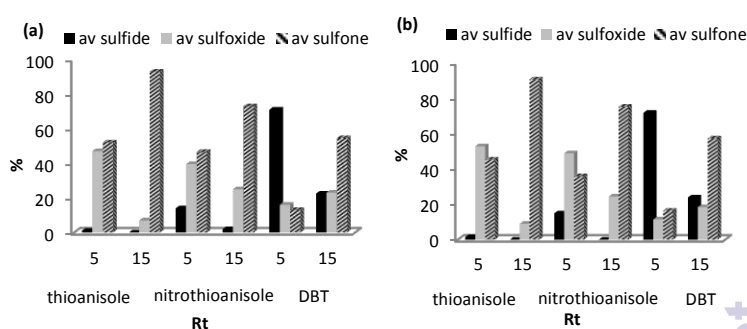
Encouraged by the recyclability of **2** in batch and the conversion-selectivity profile obtained under segmented flow conditions, comparative scale-up continuous flow studies were conducted in methanol and acetonitrile using a mixture of [NBu<sub>4</sub>]<sub>3</sub>[PO<sub>4</sub>{WO(O<sub>2</sub>)<sub>2</sub>}]<sub>4</sub> and silica as the benchmark to assess the robustness, longevity and relative merits of the PIILP-based system. The efficiency of [PO<sub>4</sub>{WO(O<sub>2</sub>)<sub>2</sub>}]<sub>4</sub>@PIILP for the catalytic oxidation of thioanisole under continuous flow conditions (1.1 mL min<sup>-1</sup>, 30 °C, Rt = 4 min) in acetonitrile was

monitored over 8 h and the resulting time-performance profile (Figure 5a) revealed a slight decrease in activity with time, as evidenced by the decrease in conversion from 89% to 79%, with a parallel decrease in sulfone formation from 29% to 16% while the concentration of sulfoxide remained constant. Reasoning that these changes may be due to either deactivation or leaching of the catalyst and/or decomposition of peroxide the experiment was repeated and the reservoir replenished with fresh hydrogen peroxide after 4 h. The resulting system showed a marked improvement in the activity/selectivity profile as the concentration of sulfide, sulfoxide and sulfone remained constant and stable (Figure 5b), indicating that the change in performance with time is unlikely to be due to leaching and more likely associated with the efficacy of catalyst activation and/or decomposition of hydrogen peroxide. In this regard, ICP-OES analysis of aliquots collected every hour revealed that 4.3% of the tungsten leached from [PO<sub>4</sub>{WO(O<sub>2</sub>)<sub>2</sub>}]<sub>4</sub>@PIILP over an 8 h period. Interestingly, the corresponding scale-up study in methanol showed a much more dramatic variation in the activity/selectivity profile which was manifested by a marked reduction in conversion from 85% to just 55% after 8h accompanied by a concomitant reduction in formation of sulfoxide from 77% to 53% and a minor reduction in sulfone (Figure 5c). Although stability, as measured by the absolute change in conversion and selectivity, improved noticeably after replenishing the peroxide a gradual decrease in conversion was paralleled by a decrease in the amount of sulfoxide (Figure 5d). The contrasting behaviour of this system may be due, at least in part, to catalyst leaching as ICP-OES analysis of samples collected every hour indicated that 21% of the tungsten leached over an 8 h run. A comparative set of life-time studies was also conducted using a cartridge packed with [nBu<sub>4</sub>N]<sub>3</sub>[PO<sub>4</sub>{WO(O<sub>2</sub>)<sub>2</sub>}]<sub>4</sub>/SiO<sub>2</sub> in order to assess the effectiveness and influence of the PIILP-based approach. Under the same flow conditions a cartridge packed with [nBu<sub>4</sub>N]<sub>3</sub>[PO<sub>4</sub>{WO(O<sub>2</sub>)<sub>2</sub>}]<sub>4</sub>/SiO<sub>2</sub> was more active than its polymer immobilized ionic liquid-based counterpart for the oxidation of an acetonitrile solution of thioanisole, as judged by the quantitative conversion of sulfide during the first 3 hours of operation. However, in addition to a minor but steady increase in the amount of unreacted sulfide after 3 h there was a smooth and significant change in the sulfoxide selectivity from 60% to 90% over the same time (Figure 5e); the tungsten leaching of 7% over the 8 h run is higher than that determined for the [PO<sub>4</sub>{WO(O<sub>2</sub>)<sub>2</sub>}]<sub>4</sub>@PIILP/SiO<sub>2</sub> system under the same conditions. The corresponding comparison with [nBu<sub>4</sub>N]<sub>3</sub>[PO<sub>4</sub>{WO(O<sub>2</sub>)<sub>2</sub>}]<sub>4</sub>/SiO<sub>2</sub> and methanol as the mobile phase resulted in a rapid and dramatic drop in activity such that the system was essentially inactive after the first hour (Figure 5f); in this case ICP analysis of the methanol collected over the first 60 min contained 14.9 ppm tungsten, which corresponds to 21% leaching after only 1 h thereby accounting for the dramatic loss in activity.



**Figure 5** Conversion-selectivity profile as a function of time for an 8 h continuous flow  $[\text{PO}_4\{\text{WO}(\text{O}_2)_2\}_4]@PIILP$ -catalysed sulfoxidation of thioanisole at 30 °C with a residence time of 4 min in (a) acetonitrile, (b) acetonitrile with the  $\text{H}_2\text{O}_2$  reservoir replenished after 4 h (\*), (c) methanol, (d) methanol with the  $\text{H}_2\text{O}_2$  reservoir replenished after 4 h (\*). Conversion-selectivity profile as a function of time for an 8 h continuous flow sulfoxidation of thioanisole using  $[\text{nBu}_4\text{N}][\text{PO}_4\{\text{WO}(\text{O}_2)_2\}_4]$  as catalyst at 30 °C with a residence time of 4 min in (e) acetonitrile and (f) methanol.

The promising long term stability of  $[\text{PO}_4\{\text{WO}(\text{O}_2)_2\}_4]@PIILP$  for the continuous flow oxidation of thioanisole in acetonitrile provided the driver to examine whether the same resin-packed column could be used consecutively for the oxidation of several different substrates. In a proof of principle exercise, a column packed with  $[\text{PO}_4\{\text{WO}(\text{O}_2)_2\}_4]@PIILP$  and silica was operated under continuous flow ( $1.1 \text{ mL min}^{-1}$ , 30 °C,  $R_t = 4 \text{ min}$ , MeCN) for the sequential oxidation of thioanisole, 4-nitrothioanisole and dibenzothiophene. Gratifyingly the conversion-selectivity profile for residence times of 5 and 15 min for the substrates run sequentially closely matched that obtained for the oxidation of each substrate conducted with fresh catalyst under the same conditions (Figure 6a-b), provided the cartridge was purged with methanol between different substrates.



**Figure 6** (a) Conversion-selectivity profile at residence times of 5 and 15 min for the continuous flow  $[\text{PO}_4\{\text{WO}(\text{O}_2)_2\}_4]@PIILP$ -catalysed consecutive sulfoxidation of three different substrates (i) thioanisole, (ii) 4-nitrothioanisole and (iii) dibenzothiophene with the same catalyst cartridge. (b) Conversion-selectivity profile at residence times of 5 and 15 min for the continuous flow  $[\text{PO}_4\{\text{WO}(\text{O}_2)_2\}_4]@PIILP$ -catalysed sulfoxidation using a fresh catalyst cartridge for each substrate. Reaction conditions: 0.1 g catalyst/2.0 g silica, 3 equiv. 35%  $\text{H}_2\text{O}_2$ , MeCN, 30 °C, residence times 5 and 15 min.

## Conclusions

A peroxophosphotungstate-based pyrrolidinium-decorated polymer immobilized ionic liquid ( $[\text{PO}_4\{\text{WO}(\text{O}_2)_2\}_4]@PIILP$ ) catalyses the oxidation of sulfides with remarkable efficacy under mild conditions and in short reaction times using hydrogen peroxide as oxidant. High selectivity for sulfoxide can be obtained at room temperature in methanol while the sulfone can be obtained in acetonitrile at higher temperature with an excess hydrogen peroxide. The catalyst could be recovered in a straightforward filtration procedure with no evidence for leaching and recycle studies gave good conversions and a stable selectivity profile over several runs. A segmented flow process based on a catalyst cartridge packed with a mixture of  $[\text{PO}_4\{\text{WO}(\text{O}_2)_2\}_4]@PIILP$  and silica gave good conversions and high selectivity for sulfoxide in methanol at short residence times while sulfone was obtained with high selectivity in acetonitrile at longer residence times. The catalyst is remarkably robust and ideally suited for scale-up and could be operated under continuous flow conditions for 8 h with a stable activity-selectivity profile, allowing 6.5 g of material to be processed ( $\text{TON} = 46,428$ ). A single cartridge was also used for the consecutive oxidation of three different substrates and resulting conversion and selectivity profiles closely matched those obtained with fresh catalyst. Future studies are underway to develop robust adaptable multifunctional support materials based on polymer immobilized ionic liquids and to this end we are currently (i) introducing functionality onto the polymer chain and modifying hydrophilicity to explore what factors influence catalyst performance in order to identify an optimum catalyst-support combination to improve the selectivity profile, stability and recyclability, (ii) exploring whether phase separated polymers can be used for catalyst isolation, (iii) extending the concept of PIILP catalysis to a wider range of

transformations as well as the stabilization of nanoparticles and (iv) developing peroxometalate@PIILP systems for the oxidative desulfurization of crude oil in batch and under continuous flow as well as the capture and removal/scavenging of toxic/odorous sulfur compounds.

## Experimental

### Synthesis of polymer immobilised peroxophosphotungstate 2.

A hydrogen peroxide solution (35% w/w, 9.7 mL, 100 mmol) was added to phosphotungstic acid (1.73 g, 0.6 mmol) dissolved in a minimum volume of water and stirred at room temperature for 30 min. After this time, pyridine (0.145 mL, 1.8 mmol) was added followed by a solution of 1 (0.877 g, 1.8 mmol) in the minimum volume of ethanol, which resulted in the immediate precipitation of an amorphous white solid. The mixture was cooled to 0 °C, filtered through a sintered glass frit and the precipitate washed with water (2 × 10 mL) and diethyl ether (3 × 75 mL) and dried under vacuum to afford 6 in 84% yield. FT-IR (KBr plates, cm<sup>-1</sup>):  $\tilde{\nu}$  = 1087, 1058, 1028 (P-O), 956 (W=O), 837 (O-O), 585, 535 W(O<sub>2</sub>)<sub>asym,sym</sub>. Anal. Calc for C<sub>108</sub>H<sub>168</sub>N<sub>3</sub>O<sub>24</sub>PW<sub>4</sub>: N, 1.58; W, 27.66. Found: N, 1.46; W, 26.31. Loading of tungsten 1.4 mmol g<sup>-1</sup>.

### Synthesis of [nBu<sub>4</sub>N]<sub>3</sub>[PO<sub>4</sub>{WO(O<sub>2</sub>)<sub>2</sub>}]<sub>4</sub>/SiO<sub>2</sub>

A flame-dried Schlenk flask was charged with [nBu<sub>4</sub>N]<sub>3</sub>[PO<sub>4</sub>{WO(O<sub>2</sub>)<sub>2</sub>}]<sub>4</sub> (0.094 g, 0.05 mmol) and dichloromethane (6 mL) and the mixture stirred at room temperature for 15 min after which time 1.0 g of Geduran® Si60 (43-60 µm) was added and stirring continued for a further 2 h. The dichloromethane was removed under vacuum to afford a free flowing powder. FT-IR (KBr plates):  $\tilde{\nu}$  = 1087, 1058, 1028 (P-O), 956 (W=O), 837 (O-O), 585, 535 W(O<sub>2</sub>)<sub>asym,sym</sub>. The tungsten loading was confirmed to be 0.19 mmol of W g<sup>-1</sup> of silica by ICP-OES analysis.

### General Procedure for Catalytic Sulfoxidation in Batch

An oven-dried Schlenk flask was allowed to cool to room temperature and charged sequentially with sulfide (1.0 mmol), catalyst (0.013 g, 0.005 mmol) and solvent (3 mL), the reaction was then activated by the addition of 35% H<sub>2</sub>O<sub>2</sub> (0.24 mL, 2.5 mmol) and allowed to stir at room temperature for 15 min. The reaction mixture was diluted with dichloromethane (25 mL), washed with water (ca. 50 mL) and the organic extract dried over MgSO<sub>4</sub> and the solvent removed under reduced pressure. The resulting residue was analysed by either <sup>1</sup>H or <sup>13</sup>C{<sup>1</sup>H} NMR spectroscopy to quantify the composition of starting material and products; for each substrate tested an internal standard of 1,3-dinitrobenzene was initially employed to ensure mass balance.

### General Procedure for Catalytic Sulfoxidation Recycle Studies

An oven-dried Schlenk flask was allowed to cool to room temperature and charged sequentially with sulfide (3.0 mmol), polymer immobilised catalyst 2 (0.039 g, 0.015 mmol) or [nBu<sub>4</sub>N]<sub>3</sub>[PO<sub>4</sub>{WO(O<sub>2</sub>)<sub>2</sub>}]<sub>4</sub>/SiO<sub>2</sub> (100 mg, 6.5 wt% W) and solvent (9 mL). The reaction was initiated by addition of 35% H<sub>2</sub>O<sub>2</sub> (0.72 mL, 7.5 mmol) and the resulting mixture allowed to stir at room temperature for 20 min. After this time the solution was centrifuged (10 min, 12000 rpm), decanted using a pipette and the remaining catalyst washed with the reaction solvent and dried prior to reuse under the same conditions. The remaining solution was subject to the same work-up and analysis as described above. ICP analysis of a portion of the organic and aqueous phases between recycles was conducted using a Perkin Elmer Optima 4300DV ICP-OES (Inductively Coupled Plasma Optical Emission Spectrometer).

### General Procedure for Catalytic Sulfoxidation Kinetic Studies

An oven-dried Schlenk flask was allowed to cool to room temperature and charged sequentially with sulfide (3.0 mmol), polymer immobilised catalyst 2 (0.039 g, 0.005 mmol) and solvent (9 mL). The reaction was initiated by addition of 35% H<sub>2</sub>O<sub>2</sub> (0.72 mL, 7.5 mmol) and the resulting mixture stirred at room temperature for the 20 min during which time 0.5 mL aliquots were removed for work-up (as above) and analysis by <sup>1</sup>H NMR spectroscopy. After the final aliquot had been removed the remaining reaction mixture was decanted, the catalyst washed with diethyl ether, dried and replenished to account for losses arising from the sampling. The recycle kinetic experiment was conducted by charging the Schlenk with fresh sulphide (3.0 mL), solvent (9 mL) and 35% H<sub>2</sub>O<sub>2</sub> (0.72 mL, 7.5 mmol).

### General Procedure for Segmented and Continuous Flow Catalytic Sulfoxidation

Two reservoirs were charged with sulfide (5.0 mmol) dissolved in the appropriate solvent (25 mL, 0.2 M) and hydrogen peroxide (1.29 mL, 35%) in the same (25 mL, 0.6 M). A Uniqsis FlowSyn reactor was used to pump 1 mL of each reagent at total flow rates that varied between 0.293 mL min<sup>-1</sup> and 8.8 mL min<sup>-1</sup> through a T-piece mixer to combine the two streams; in the case of segmented flow an additional reservoir of carrier solvent was also employed. The reaction stream was then flowed through a OMNIFIT® glass column reactor cartridge (10 mm id x 100 mm) packed with 0.1 g of [PO<sub>4</sub>{WO(O<sub>2</sub>)<sub>2</sub>}]<sub>4</sub>@PIILP and 2.0 g of SiO<sub>2</sub> (Geduran® Si 60) and mounted in a FlowSyn column heater. The exiting stream was passed through a back pressure regulator (BPR) and 2 mL fractions were collected into separate vials followed by a 2 mL post-collect. Each sample was diluted with dichloromethane (10 mL), washed with water (ca. 15 mL), the organic extract dried over MgSO<sub>4</sub>, the solvent removed under reduced pressure and the resulting residue analysed by either <sup>1</sup>H or <sup>13</sup>C NMR spectroscopy to quantify the composition of starting material and products.

## Acknowledgements

We gratefully acknowledge Newcastle University for financial support (J.R.E.). Solid-state  $^{31}\text{P}$  NMR spectra were obtained at the EPSRC UK National Solid-State NMR Service at Durham and high resolution mass spectra were obtained at the EPSRC National Mass Spectrometry Service Centre in Swansea.

## Notes and references

<sup>a</sup> NUCAT, School of Chemistry, Bedson Building, Newcastle University, Newcastle upon Tyne, NE1 7RU, UK.

<sup>b</sup> The QUILL Research Centre, School of Chemistry and Chemical Engineering, Queen's University Belfast, Belfast BT9 5AG, UK.

†Electronic Supplementary Information (ESI) available: Synthesis and characterization of polymer **1**, polymer immobilized peroxometalate **2**, TGA and DSC curves for **1**, TEM images and FTIR traces of **2**, characterisation data, NMR spectra and mass spectroscopic data for sulfoxides and sulfones, details of catalysis, recycle experiments and graphs showing conversion-selectivity profiles as a function of residence time for  $[\text{PO}_4\{\text{WO}(\text{O}_2)_2\}_4]\text{@PIILP}$ -catalysed sulfoxidations. See DOI: 10.1039/b000000x/

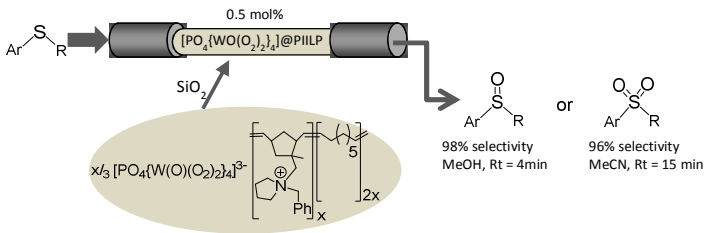
- M. C. Carreno, *Chem. Rev.*, 1995, **95**, 1717–1760. (b) I. Fernandez, N. Khiar, *Chem. Rev.*, 2003, **103**, 3651–3706. (c) S. Caron, R. W. Dugger, S. G. Ruggeri, J. A. Ragan and D. H. B. Ripin, *Chem. Rev.*, 2006, **106**, 2943–2989. (d) P. Metzner and A. Thuillier, *Sulfur Reagents in Organic Synthesis*, Academic Press, London, 1994. (e) Synthesis of Sulfones, Sulfoxides and Cyclic Sulfides, eds. S. Patai, Z. Rappoport, John Wiley: Chichester, U.K., 1994. (f) R. Bentley, *Chem. Rev.*, 2005, **105**, 609–624.
- L. Fernandez and N. Khiar, *Chem. Rev.*, 2003, **103**, 3651–3705.
- (a) L. Du, P. Cao, J. Xing, Y. Lou, L. Jiang, L. Li and J. Liao, *Angew. Chem. Int. Ed.*, 2013, **52**, 4207–42011. (b) W.-Y. Qi, T.-S. Zhu and M.-H. Xu, *Org. Lett.*, 2011, **13**, 3410–3413. (c) S.-S. Jin, H. Wang and M.-H. Xu, *Chem. Commun.*, 2011, **47**, 7230–7232. (d) J. Chen, J.-M. Chen, F. Lang, X.-Y. Zhang, L.-F.; Cun, J.; Zhu, J.-G.; Deng and J. Liao, *J. Am. Chem. Soc.*, 2010, **132**, 4552–4553. (e) Q.-A. Chen, X. Dong, M.-W. Chen, D.-S. Wang, Y.-G. Zhou and Y.-X. Li, *Org. Lett.*, 2010, **12**, 1928–1931. (f) F. Lang, D.; Li, J.-M. Chen, J. Chen, L.-C. Li, L.-F. Cun, J. Zhu, J.-G. Deng and J. Liao, *Adv. Synth. Catal.*, 2010, **352**, 843–846.
- (a) H. Li, L. He, J. Lu, W. Zhu, X. Jiang, Y. Wang and Y. Tan, *Energy Fuels*, 2009, **23**, 1354–1357. (b) W. Zhu, H. Li, X. Jiang, Y. Yan, J. Lu, L. He and J. Xia, *Green Chem.*, 2008, **10**, 641–646; (c) L. He, H. Li, W. Zhu, J. Guo, X. Jiang, J. Lu and Y. Yan, *Ind. Eng. Chem. Res.*, 2008, **47**, 6890–6895. (d) H. Li, X. Jiang, W. Zhu, J. Lu, H. Shu and Y. Yan, *Ind. Eng. Chem. Res.*, 2009, **48**, 9034–9039. (e) W. Huang, W. Zhu, H. Li, H. Shi, G. Zhu, H. Li and G. Chen, *Ind. Eng. Chem. Res.*, 2010, **49**, 8998–9003. (f) Y. Ding, W. Zhu, H. Li, W. Jeng, M. Zhang, Y. Duan and Y. Chang, *Green Chem.*, 2011, **13**, 1210–1216. (g) W. Zhu, Y. Ding, H. Li, J. Qin, Y. Yanhong, J. Xiong and Y. Xu, H. Liu, *RSC Advances*, 2013, **3**, 3893–3898.
- (h) E. Lissner, W. F. de Souza, B. Ferrera and J. Dupont, *ChemSusChem*, 2009, **2**, 962–964.
- (a) T. Durst, *J. Am. Chem. Soc.*, 1969, **91**, 1034–1035. (b) D. Edwards and J. B. Stenlake, *J. Chem. Soc.*, 1954, 3272–3278. (c) G. W. Gokel, H. M. Gerdes and D. M. Dishong, *J. Org. Chem.*, 1980, **45**, 3634–3639.
- (a) N. K. Jana and J. G. Verkade, *Org. Lett.*, 2003, **5**, 3787–3790. (b) R. J. Griffin, A. Henderson, N. J. Curtin, A. Echalié, J. A. Endicott, I. R. Hardcastle, D. R. Newell, N. E. M. Noble, L. Z. Wang and B. T. Golding, *J. Am. Chem. Soc.*, 2006, **128**, 6012–6013.
- R. S. Varma and K. P. Naicker, *Org. Lett.*, 1999, **1**, 189–192.
- N. Fukuda and T. Ikemoto, *J. Org. Chem.*, 2010, **75**, 4629–4631.
- R. S. Varma, R. K. Saini and H. M. Meshram, *Tetrahedron Lett.*, 1997, **38**, 6525–6528.
- B. Yu, A. H. Liu, L. N. He, B. Li, Z. F. Diao and Y. N. Li, *Green Chem.*, 2012, **34**, 957–962.
- P. Hanson, R. A. A. J. Hendrickx and J. R. L. Smith, *New J. Chem.*, 2010, **34**, 65–84.
- A. A. Lindén, M. Johansson, N. Hermanns and J.-E. Bäckvall, *J. Org. Chem.*, 2006, **71**, 3869–3853.
- F. Van de Velde, I. W. C. E. Arends and R. A. Sheldon, *J. Inorg. Biochem.*, 2000, **80**, 81–89.
- (a) J. Legros and C. Bolm, *Angew. Chem. Int. Ed.*, 2003, **42**, 5487–5489. (b) J. Legros and C. Bolm, *Angew. Chem. Int. Ed.*, 2004, **43**, 4225–4228. (c) M. Bagherzadeh and M. Amini, *Inorg. Chem. Commun.*, 2009, 21–25. (d) H. Egami and T. Katsuki, *J. Am. Chem. Soc.*, 2007, **129**, 8940–4941. (e) B. Li, A.-H. Liu, L.-N. He, Z.-Z. Yang, J. Gao and K.-H. Chen, *Green Chem.*, 2012, **14**, 130–135.
- (a) M. Bagherzadeh, R. Latifi, L. Tahsini and M. Amini, *Catal. Commun.*, 2008, **10**, 196–200. (b) M. Bagherzadeh, L. Tahsini and R. Latifi, *Catal. Commun.*, 2008, **9**, 1600–1609. (c) F. Xie, Z. Fu, H. S. Zhong, Z. P. Ye, X. P. Zhou, F. L. Liu, C. Y. Rong, L. Q. Mao and D. L. Yin, *J. Mol. Cat. A: Chemical*, 2009, **307**, 93–97.
- (a) A. V. Anisimov, E. V. Fedorova, A. Z. Lesnugin, V. M. Senyavi, L. A. Aslanov, V. B. Rybakov and A. V. Tarakanova, *Catal. Today*, 2003, **78**, 319–325. (b) V. Conte, F. Fabbianesi, B. Floris, P. Galloni, D. Sordi, I. W. C. E. Arends, M. Bonchio, D. Rehder and D. Bogdal, *Pure Appl. Chem.*, 2009, **81**, 1265–1277. (c) S. Barroso, P. Adao, F. Madeira, M. T. Duarte, J. C. Pessoa and A. M. Martins, *Inorg. Chem.*, 2010, **49**, 7452–7463.
- (a) A. M. Cojocariu, P. H. Mutin, E. Dumitriu, F. Fajula, A. Vioux and V. Hulea, *Chem. Commun.*, 2008, 5357–5359. (b) M. Mba, L. J. Prins, C. Zonta, M. Cametti, A. Valkonen, K. Rissanen and G. Licini, *Dalton Trans.*, 2010, **39**, 7384–7392. (c) W. Al-Maksoud, S. Daniele and A. B. Sorokin, *Green Chem.*, 2008, **10**, 447–451. (d) S. K. Karmee, L. Greiner, A. Kraynov, T. E. Müller, B. Niemeijera and W. Leitner, *Chem. Commun.*, 2010, 6705–6707.
- T. Soundiressane, S. Selvakumar, S. Menage, O. Hamelin, M. Fontecave and A. P. Singh *J. Mol. Cat A: Chemical*, 207, **270**, 132–143.
- (a) C. Yang, Q. P. Jin, H. Zhang, J. Liao, J. Zhu, B. Yu and J. G. Deng, *Green Chem.*, 2009, **11**, 1401–1405. (b) R. D. Chakravarthy, V. Ramkumar and D. K. Chand, *Green Chem.*, 2014, **16**, 2190–2196. (c) K. Jeyakumar and D. K. Chand,



- Tetrahedron Lett.*, 2006, **47**, 4573–4576. (d) T. Cavattoni, T. D. Giacco, O. Lanzalunga, M. Mazzonna and P. Mencarelli, *J. Org. Chem.*, 2013, **78**, 4886–4894. (e) P. W. Davies and S. J.-C. Albrecht, *Angew. Chem. Int. Ed.*, 2009, **48**, 8372–8375. (f) G. P. Romanelli, P. I. Villabrille, C. V. Cáceres, P. G. Vázquez and P. Tundo, *Catal. Commun.*, 2011, **12**, 726–730.
- 20 (a) M. Ciclosi, C. Dinoi, L. Gonsalvi, M. Peruzzini, E. Manoury, R. Poli, *Organometallics*, 2008, **27**, 2281–2286. (b) X. Xue, W. Zhao, B. Ma, Y. Ding, *Catal. Commun.*, 2012, **29**, 73–76. (c) K. Kamata, T. Hirano, N. Mizuno, *Chem Commun.*, 2009, 3958–3960.
- 21 X.-F. Wu, *Tetrahedron Lett.*, 2012, **53**, 4328–4331.
- 22 (a) L. Vaccaro, D. Lanari, A. Marocchi and G. Strappaveccia, *Green Chem.*, 2014, **16**, DOI: 10.1039/c4gc00410h. (b) T. Noël and S. L. Buchwald, *Chem. Soc. Rev.*, 2011, **40**, 5010–5029. (c) C. G. Frost and L. Mutton, *Green Chem.*, 2010, **12**, 1687–1703. (d) V. Hessel, D. Kralisch, N. Kockmann, T. Noel and Q. Wang, *ChemSusChem*, 2013, **6**, 746–789. (e) J. Wegner, S. Ceylan and A. Kirschning, *Chem. Commun.*, 2011, **47**, 4583–4592. (f) C. J. Smith, N. Nikbin, S. V. Ley, H. Lange and I. R. Baxendale, *Org. Biomol. Chem.*, 2011, **9**, 1938–1947.
- 23 (a) B. Karimi and M. Khorasani, *ACS Catalysis*, 2013, **3**, 1657–1664. (b) X.-Y. Shi and J.-F. Wei, *J. Mol. Catal. A: Chemical*, 2008, **280**, 142–147. (c) X. Shi, X. Han, W. Ma, J. Wei, J. Li, Q. Zhang and Z. Chen, *J. Mol. Catal. A: Chemical*, 2008, **341**, 57–62. (d) S. P. Das, J. J. Boruah, N. Sharma and N. S. Islam, *J. Mol. Catal. A: Chemical*, 2012, **356**, 36–45. (e) B. Karimi, M. Ghoreishi-Nezhad and J. H. Clark, *Org. Lett.*, 2005, **7**, 625–628. (f) F. Rajabi, S. Naserian, A. Primo and R. Luque, *Adv. Synth. Catal.*, 2011, **353**, 2060–2066. (g) J. J. Boruah, S. P. Das, S. R. Ankireddy, S. R. Gogoi and N. S. Islam, *Green Chem.* 2013, **15**, 2944–2959.
- 24 S. Doherty *Homogenous Catalysis in Ionic Liquids in Catalysis in Ionic Liquids: From Catalyst Synthesis to Application*, eds. C. Hardacre and V. Parvulescu, RSC Catalysis Series, 2014 pp 44–308.
- 25 Y.-L. Hu, X.-B. Liu and D. Fang, *Catal. Sci. Technol.*, 2014, **4**, 38–42.
- 26 S. Wang, L. Wang, M. Đaković, Z. Popović, H. Wu and Y. Liu, *ACS Catal.*, 2012, **2**, 230–237.
- 27 (a) B. Zhang, M.-D. Zhou, M. Cokaja, J. Mink, S.-L. Zang and F. E. Kuhn, *RSC Advances*, 2012, **2**, 8416–8420. (b) F. Liu, Z. Fu, Y. Liu, C. Lu, Y. Wu, F. Xie, Z. Ye, X. Zhou and D. Yin, *Ind. Eng. Chem. Res.*, 2010, **49**, 2533–2536.
- 28 P. Zhao, M. Zhang, Y. Wu and J. Wang, *Ind. Eng. Chem. Res.*, 2012, **51**, 6641–6647.
- 29 A. Pourjavadi, S. H. Hosseini, F. M. Moghaddam, B. Koushki and C. Bennett, *Green Chem.*, 2013, **15**, 2913–2919.
- 30 (a) S. Doherty, J. G. Knight, J. R. Ellison, D. Weekes, R.W. Harrington, C. Hardacre and H. Manyar, *Green Chem.*, 2012, **14**, 925–929. (b) S. Doherty, J. G. Knight, J. R. Ellison, P. Goodrich, L. Hall, C. Hardacre, M. J. Muldoon, S. Park, A. Ribeiro, C. A. N. de Castro, M. J. Lourenço and P. Davey, *Green Chem.*, 2014, **16**, 1470–1479.
- 31 (a) F. Gregori, I. Nobili, F. Bigi, R. Maggi, G. Predieri and G. Sartori *J. Mol. Catal. A: Chemical*, 2008, **286**, 124–127. (b) E. Baciocchi, M. F. Gerini and A. Lapi, *J. Org. Chem.*, 2004, **69**, 3586–3589. (c) B. M. Choudary, B. Bharathi, Ch. V. Reddy and M. L. Kantam, *J. Chem. Soc. Perkin Trans.*, 2002, **1**, 2069–2074.
- 32 (a) V. Hulea, A.-L. Maciucă, F. Fajula and E. Dumitriu *Appl. Catal. A: General*, 2006, **313**, 200–207. (b) A. L. Maciucă, C. E. Ciocan, E. Dumitriu, F. Fajula and V. Hulea, *Catal. Today*, 2008, **138**, 33–37. (c) M. Bonchio, V. Conti, M. A. De Conciliis, F. Di Furia, F. P. Ballistreri, G. A. Tomaselli and R. M. Toscano, *J. Org. Chem.*, 1995, **60**, 4475–4480.
- 33 (a) N. J. Campbell, A. C. Dengal, C. J. Edwards and W. P. Griffith, *J. Chem. Soc. Dalton Trans.*, 1989, 1203–1207. (b) A. J. Bailey, W. P. Griffith and B. C. Parkin, *J. Chem. Soc. Dalton Trans.*, 1995, 1833–1837. (c) A. C. Dengel, W. P. Griffith and B. C. Parkin, *J. Chem. Soc. Dalton Trans.*, 1993, 2683–2688. (d) E. Radkov and R. H. Beer, *Polyhedron*, 1995, **14**, 2139–2143. (e) C. Rocchiccioli-Deltcheff, M. Fournier, R. Franck and R. Thouvenot, *Inorg. Chem.*, 1983, **22**, 207–216.
- 34 R. Maggi, S. Chitsaz, S. Loebbecke, C. G. Piscopo, G. Sartori and M. Schwarzer, *Green Chem.*, 2011, **13**, 1121–1123.

Graphical Abstract

Good conversions and high selectivity for sulfide oxidation has been achieved under segmented and continuous flow using a peroxometalate-based polymer immobilised ionic liquid phase (PIILP) catalyst.



**Supporting Information for****Efficient and Selective Hydrogen Peroxide-Mediated Oxidation of Sulfides in Batch and Segmented and Continuous Flow using a Peroxometalate-Based Polymer Immobilised Ionic Liquid Phase Catalyst**

Simon Doherty, Julian G. Knight, Michael A. Carroll, Jack R. Ellison, Stephen J. Hobson, Shaun Stevens,  
Christopher Hardacre and Peter Goodrich

## Contents

- S7 Experimental: General Comments
- S8 Ring opening metathesis polymerisation of 1-benzyl-1-((2-methylbicyclo[2.2.1]hept-5-en-2-yl)methyl)pyrrolidin-1-ium bromide with *cis*-cyclooctene: Synthesis and characterisation of **1**.
- S9 **Figure S1** Differential refractive index (dRI) GPC trace of polymer **1** in DMF (0.6 mL/ min).
- S10 **Figure S2** TGA and DSC curves for benzyl-1-((2-methylbicyclo[2.2.1]hept-5-en-2-yl)methyl)pyrrolidin-1-ium bromide-*cis*-cyclooctene copolymer **1**
- S11 Synthesis of polymer immobilised peroxophosphotungstate **2**
- S11 Synthesis of  $[n\text{Bu}_4\text{N}]_3[\text{PO}_4\{\text{WO}(\text{O}_2)_2\}_4]/\text{SiO}_2$
- S12 **Figure S3** TEM image of freshly prepared polymer-supported peroxophosphotungstate **2**
- S12 General Procedure for Catalytic Sulfoxidation in Batch
- S13 General Procedure for Catalytic Sulfoxidation Recycle Studies
- S13 General Procedure for Catalytic Sulfoxidation Kinetic Studies
- S13 General Procedure for Segmented and Continuous Flow Catalytic Sulfoxidation
- S14 Characterisation data for Sulfoxides and Sulfones
- S16 References
- S17 **Figures S3-S43**  $^1\text{H}$  and  $^{13}\text{C}\{^1\text{H}\}$  NMR spectra and mass spectra for oxidation sulfoxides and sulfones
- S58 **Figure S44** FT-IR Spectra of (a) fresh  $[\text{PO}_4\{\text{WO}(\text{O}_2)_2\}_4]@\text{PIILP}$  (**2**) and (b) catalyst isolated after the 6<sup>th</sup> run of a methanol recycle experiment
- S59 **Figure S45** Conversion-selectivity profile as a function of temperature for the continuous flow  $[\text{PO}_4\{\text{WO}(\text{O}_2)_2\}_4]@\text{PIILP}$ -catalysed sulfoxidation of thioanisole in acetonitrile with a residence time of 4 min
- S60 **Figure S46** Conversion-selectivity profile as a function of temperature for the continuous flow  $[\text{PO}_4\{\text{WO}(\text{O}_2)_2\}_4]@\text{PIILP}$ -catalysed sulfoxidation of thioanisole in methanol with a residence time of 4 min
- S61 **Figure S47** Conversion-selectivity profile as a function of residence time for the  $[\text{PO}_4\{\text{WO}(\text{O}_2)_2\}_4]@\text{PIILP}$ -catalyzed sulfoxidation of thioanisole in acetonitrile at 30 °C



- S62 **Figure S48** Conversion-selectivity profile as a function of residence time for the  $[\text{PO}_4\{\text{WO}(\text{O}_2)_2\}_4]@\text{PIILP}$ -catalyzed sulfoxidation of thioanisole in methanol at 30 °C.
- S63 **Figure S49** Conversion-selectivity profile as a function of residence time for the  $[\text{PO}_4\{\text{WO}(\text{O}_2)_2\}_4]@\text{PIILP}$ -catalyzed sulfoxidation of thioanisole in acetonitrile at 30 °C with 2 equivalents of  $\text{H}_2\text{O}_2$
- S64 **Figure S50** Conversion-selectivity profile as a function of residence time for the  $[\text{PO}_4\{\text{WO}(\text{O}_2)_2\}_4]@\text{PIILP}$ -catalyzed sulfoxidation of thioanisole in acetonitrile at 30 °C with 3 equivalents of  $\text{H}_2\text{O}_2$
- S65 **Figure S51** Conversion-selectivity profile as a function of residence time for the  $[\text{PO}_4\{\text{WO}(\text{O}_2)_2\}_4]@\text{PIILP}$ -catalyzed sulfoxidation of thioanisole in acetonitrile at 30 °C with 6 equivalents of  $\text{H}_2\text{O}_2$  .
- S66 **Figure S52** Conversion-selectivity profile as a function of residence time for the  $[\text{PO}_4\{\text{WO}(\text{O}_2)_2\}_4]@\text{PIILP}$ -catalyzed sulfoxidation of thioanisole in acetonitrile at 30 °C with 12 equivalents of  $\text{H}_2\text{O}_2$
- S67 **Figure S53a,b** Determination of rate constants for the formation of methyl phenyl sulfoxide ( $k_a$ ) and methyl phenyl sulfone ( $k_b$ ) in acetonitrile with 12 equivalents of  $\text{H}_2\text{O}_2$  by fitting the concentration-time profile for the consumption of sulfide and the formation of product.
- S68 **Figure S54** Conversion-selectivity profile as a function of residence time for the  $[\text{PO}_4\{\text{WO}(\text{O}_2)_2\}_4]@\text{PIILP}$ -catalyzed sulfoxidation of thioanisole in acetonitrile at 30 °C with 20 equivalents of  $\text{H}_2\text{O}_2$
- S69 **Figure S55a,b** Determination of rate constants for the formation of methyl phenyl sulfoxide ( $k_a$ ) and methyl phenyl sulfone ( $k_b$ ) in acetonitrile with 20 equivalents of  $\text{H}_2\text{O}_2$  by fitting the concentration-time profile for the consumption of sulfide and the formation of product.
- S70 **Figure S56** Conversion-selectivity profile as a function of residence time for the  $[\text{PO}_4\{\text{WO}(\text{O}_2)_2\}_4]@\text{PIILP}$ -catalyzed sulfoxidation of thioanisole in methanol at 30 °C with 2 equivalents of  $\text{H}_2\text{O}_2$ .
- S71 **Figure S57** Conversion-selectivity profile as a function of residence time for the  $[\text{PO}_4\{\text{WO}(\text{O}_2)_2\}_4]@\text{PIILP}$ -catalyzed sulfoxidation of thioanisole in methanol at 30 °C with 3 equivalents of  $\text{H}_2\text{O}_2$ .

- S72 **Figure S58** Conversion-selectivity profile as a function of residence time for the  $[\text{PO}_4\{\text{WO}(\text{O}_2)_2\}_4]@\text{PIILP}$ -catalyzed sulfoxidation of thioanisole in methanol at 30 °C with 6 equivalents of  $\text{H}_2\text{O}_2$
- S73 **Figure S59** Conversion-selectivity profile as a function of residence time for the  $[\text{PO}_4\{\text{WO}(\text{O}_2)_2\}_4]@\text{PIILP}$ -catalyzed sulfoxidation of thioanisole in methanol at 30 °C with 12 equivalents of  $\text{H}_2\text{O}_2$ .
- S74 **Figure S60a,b** Determination of rate constants for the formation of methyl phenyl sulfoxide ( $k_a$ ) and methyl phenyl sulfone ( $k_b$ ) in methanol with 12 equivalents of  $\text{H}_2\text{O}_2$  by fitting the concentration-time profile for the consumption of sulfide and the formation of product.
- S75 **Figure S61** Conversion-selectivity profile as a function of residence time for the  $[\text{PO}_4\{\text{WO}(\text{O}_2)_2\}_4]@\text{PIILP}$ -catalyzed sulfoxidation of thioanisole in methanol at 30 °C with 20 equivalents of  $\text{H}_2\text{O}_2$ .
- S76 **Figure S62a,b** Determination of rate constants for the formation of methyl phenyl sulfoxide ( $k_a$ ) and methyl phenyl sulfone ( $k_b$ ) in methanol with 20 equivalents of  $\text{H}_2\text{O}_2$  by fitting the concentration-time profile for the consumption of sulfide and the formation of product.
- S77 **Figure S63** Conversion-selectivity profile as a function of residence time for the  $[\text{PO}_4\{\text{WO}(\text{O}_2)_2\}_4]@\text{PIILP}$ -catalyzed sulfoxidation of thioanisole in acetonitrile at 30 °C with 3 equivalents of  $\text{H}_2\text{O}_2$  and doped with water.
- S78 **Figure S64** Conversion-selectivity profile as a function of residence time for the  $[\text{PO}_4\{\text{WO}(\text{O}_2)_2\}_4]@\text{PIILP}$ -catalyzed sulfoxidation of thioanisole in methanol at 30 °C with 3 equivalents of  $\text{H}_2\text{O}_2$  and doped with water.
- S79 **Figure S65** Conversion-selectivity profile as a function of residence time for the  $[\text{PO}_4\{\text{WO}(\text{O}_2)_2\}_4]@\text{PIILP}$ -catalyzed sulfoxidation of thioanisole in methanol-water (1:1, v/v) at 30 °C with 3 equivalents of  $\text{H}_2\text{O}_2$ .
- S80 **Figure S66** Conversion-selectivity profile as a function of residence time for the  $[\text{PO}_4\{\text{WO}(\text{O}_2)_2\}_4]@\text{PIILP}$ -catalyzed sulfoxidation of benzyl phenyl sulfide in acetonitrile at 30 °C.
- S81 **Figure S67** Conversion-selectivity profile as a function of residence time for the  $[\text{PO}_4\{\text{WO}(\text{O}_2)_2\}_4]@\text{PIILP}$ -catalyzed sulfoxidation of benzyl phenyl sulfide in methanol at 30 °C.

- S82 **Figure S68** Conversion-selectivity profile as a function of residence time for the  $[\text{PO}_4\{\text{WO}(\text{O}_2)_2\}_4]@\text{PIILP}$ -catalyzed sulfoxidation of nitrothioanisole in acetonitrile at 30 °C.
- S83 **Figure S69** Conversion-selectivity profile as a function of residence time for the  $[\text{PO}_4\{\text{WO}(\text{O}_2)_2\}_4]@\text{PIILP}$ -catalyzed sulfoxidation of nitrothioanisole in methanol at 30 °C.
- S84 **Figure S70** Conversion-selectivity profile as a function of residence time for the  $[\text{PO}_4\{\text{WO}(\text{O}_2)_2\}_4]@\text{PIILP}$ -catalyzed sulfoxidation of homoallylphenyl sulfide in acetonitrile at 30 °C.
- S85 **Figure S71** Conversion-selectivity profile as a function of residence time for the  $[\text{PO}_4\{\text{WO}(\text{O}_2)_2\}_4]@\text{PIILP}$ -catalyzed sulfoxidation of homoallylphenyl sulfide in methanol at 30 °C.
- S86 **Figure S72** Conversion-selectivity profile as a function of residence time for the  $[\text{PO}_4\{\text{WO}(\text{O}_2)_2\}_4]@\text{PIILP}$ -catalyzed sulfoxidation of dibenzothiophene in acetonitrile at 30 °C.
- S87 **Figure S73** Conversion-selectivity profile as a function of time for an 8 h continuous flow  $[\text{PO}_4\{\text{WO}(\text{O}_2)_2\}_4]@\text{PIILP}$ -catalysed sulfoxidation of thioanisole at 30 °C with a residence time of 4 min in acetonitrile at 30 °C.
- S88 **Figure S74** Conversion-selectivity profile as a function of time for an 8 h continuous flow  $[\text{PO}_4\{\text{WO}(\text{O}_2)_2\}_4]@\text{PIILP}$ -catalysed sulfoxidation of thioanisole at 30 °C with a residence time of 4 min in acetonitrile at 30 °C, with the  $\text{H}_2\text{O}_2$  reservoir replenished after 4 h (\*).
- S89 **Figure S75** Conversion-selectivity profile as a function of time for an 8 h continuous flow  $[\text{PO}_4\{\text{WO}(\text{O}_2)_2\}_4]@\text{PIILP}$ -catalysed sulfoxidation of thioanisole at 30 °C with a residence time of 4 min in methanol at 30 °C.
- S90 **Figure S76** Conversion-selectivity profile as a function of time for an 8 h continuous flow  $[\text{PO}_4\{\text{WO}(\text{O}_2)_2\}_4]@\text{PIILP}$ -catalysed sulfoxidation of thioanisole at 30 °C with a residence time of 4 min in methanol at 30 °C, with the  $\text{H}_2\text{O}_2$  reservoir replenished after 4 h (\*).
- S91 **Figure S77** Conversion-selectivity profile as a function of time for an 8 h continuous flow sulfoxidation of thioanisole using  $[\text{nBu}_4\text{N}][\text{PO}_4\{\text{WO}(\text{O}_2)_2\}_4]$  as catalyst at 30 °C with a residence time of 4 min in acetonitrile, with the  $\text{H}_2\text{O}_2$  reservoir replenished after 4 h (\*).
- S92 **Figure S78** Conversion-selectivity profile as a function of time for an 8 h continuous flow sulfoxidation of thioanisole using  $[\text{nBu}_4\text{N}][\text{PO}_4\{\text{WO}(\text{O}_2)_2\}_4]$  as catalyst at 30 °C with a residence time of 4 min in methanol, with the  $\text{H}_2\text{O}_2$  reservoir replenished after 4 h (\*).

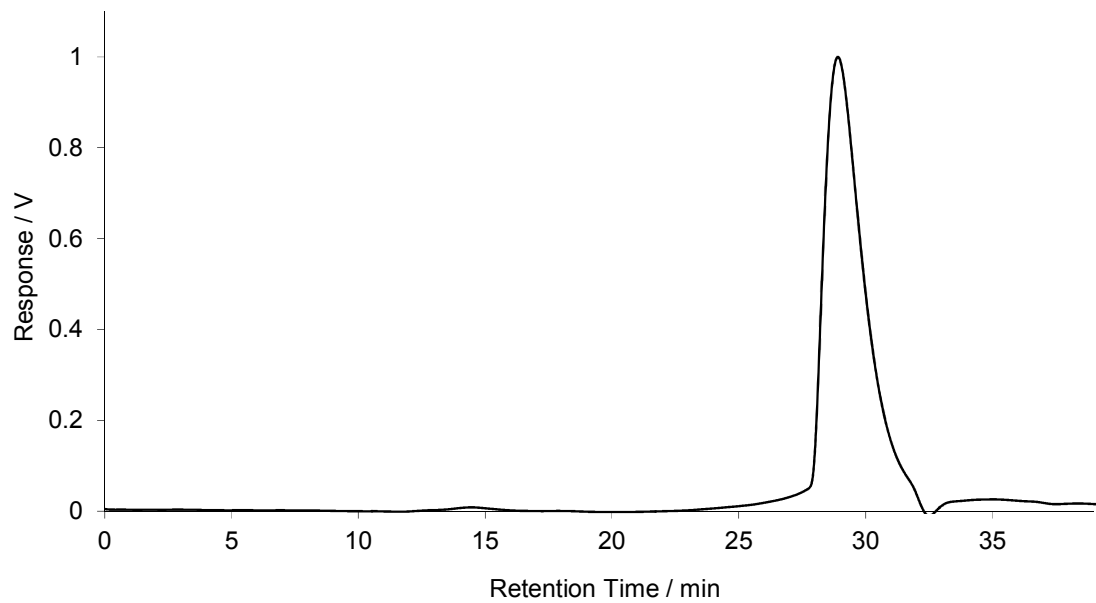
## Experimental

**General Comments.** All reagents were purchased from commercial suppliers and used without further purification.  $[\text{NBu}_4]_3[\text{PO}_4\{\text{WO}(\text{O}_2)_2\}_4]^1$  and 1-benzyl-1-((2-methylbicyclo[2.2.1]hept-5-en-2-yl)methyl)pyrrolidin-1-ium bromide were prepared as previously described<sup>2</sup> and  $\text{H}_3[\text{PO}_4\{\text{WO}(\text{O}_2)_2\}_4]$  was generated *in situ* immediately prior to use as previously described.<sup>3</sup>  $^1\text{H}$  and  $^{13}\text{C}\{^1\text{H}\}$  spectra were recorded on JEOL LAMBDA-500 or ECS-400 instruments. Solid-state  $^{31}\text{P}$  spectra were recorded at 161.87 MHz using a Varian VNMRS 400 spectrometer and a 4 mm (rotor o.d.) magic-angle spinning probe. They were obtained using cross-polarization with a 2 s recycle delay, 3 ms contact time, at ambient probe temperature ( $\sim 25^\circ\text{C}$ ) and at a sample spin-rate of 10 kHz. Between 1000 and 3600 repetitions were accumulated. Spectral referencing was with respect to an external sample of neat tetramethylsilane (carried out by setting the high-frequency signal from adamantane to 38.5 ppm). Thermogravimetric analysis (TGA) was performed using a TA TGA Q5000, at a heating rate of  $5^\circ\text{C min}^{-1}$ . All samples were sealed in the glovebox into aluminium pans. The onset of the weight loss in each thermogram was used as a measure of the decomposition temperature. TEM images were acquired in bright field using a Tecnai 200 kV F20 Transmission Electron Microscope with a Field Emission Gun. A few drops of sample were pipetted onto an Agar holey carbon film copper TEM grids and the prepared grid was set aside for ca. 20 min prior to inserting it into the microscope, in order to allow the solvent to evaporate. Images were taken with a Gatan CCD digital camera attached to the microscope. Gel permeation chromatography (GPC) was conducted on a Varian ProStar instrument (Varian Inc.) equipped with a Varian 325 UV-vis dual wavelength detector (254 nm), a Dawn Heleos II multi-angle laser light scattering detector (Wyatt Technology Corp.), a Viscotek 3580 differential RI detector, and a pair of PL gel  $5\ \mu\text{m}$  Mixed D  $300 \times 7.5\ \text{mm}$  columns with guard column (Polymer Laboratories Inc.) in series. Near monodisperse polystyrene standards (Agilent Technologies) were used for calibration. Data collection was performed with Galaxie software (Varian Inc.) and chromatograms analysed with the Cirrus software (Varian Inc.) and Astra software (Wyatt Technology Corp.). Flow reactions were performed using a Uniqsis FlowSyn Maxi all stainless steel platform with mandrels supplied by Uniqsis.

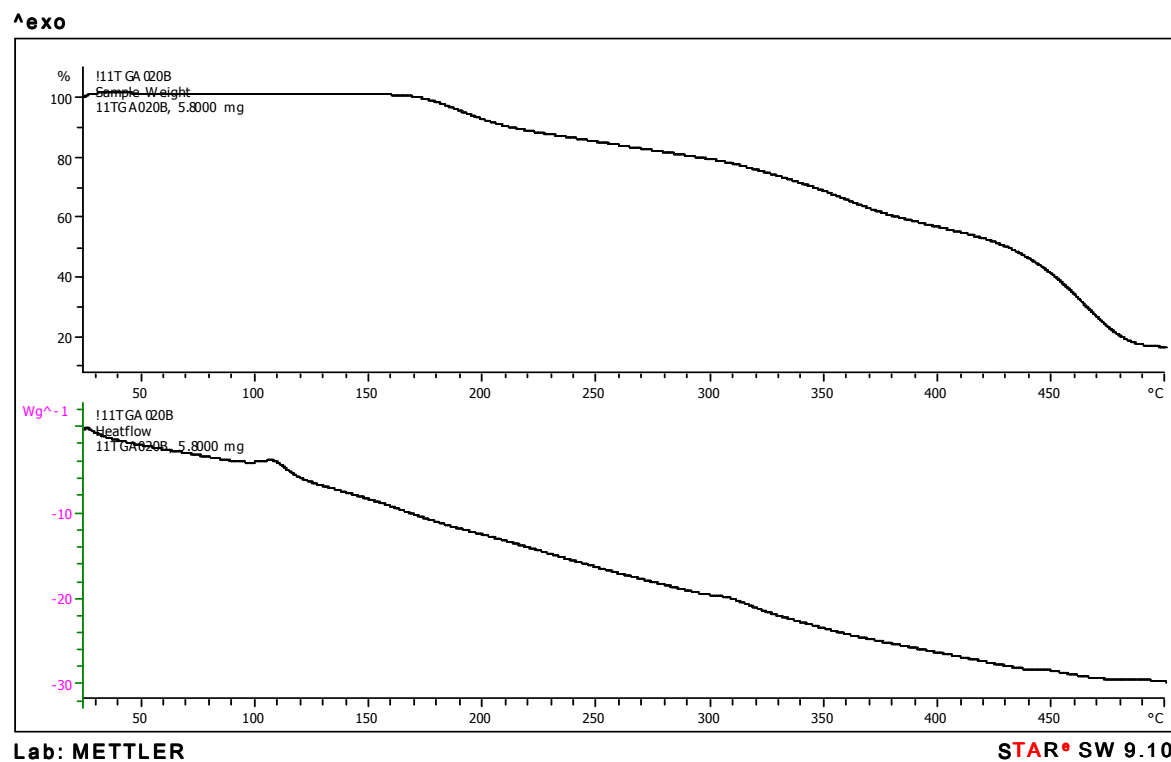


**Ring opening metathesis polymerisation of 1-benzyl-1-((2-methylbicyclo[2.2.1]hept-5-en-2-yl)methyl)pyrrolidin-1-ium bromide with cis-cyclooctene.** A flame-dried three-neck round bottom flask under a nitrogen atmosphere was charged with chloroform (80 mL), *cis*-cyclooctene (3.0 mL, 23.0 mmol) and 1-benzyl-1-((2-methylbicyclo[2.2.1]hept-5-en-2-yl)methyl)pyrrolidin-1-ium bromide (4.23 g, 11.7 mmol). To this was added a solution of [RuCl<sub>2</sub>(PCy<sub>3</sub>)<sub>2</sub>(=CHPh)] (0.571 g, 0.694 mmol) in chloroform (*ca.* 10 mL) and the resulting mixture was heated at 40 °C and left to stir for 19 h. Upon completion the reaction was allowed to cool to room temperature, ethyl vinyl ether (0.69 mL, 7.0 mmol) added and the solution stirred for an additional hour. The polymer was precipitated by slowly adding the reaction mixture portion wise to diethyl ether (*ca.* 600 mL) with vigorous stirring; after stirring for a further 60 minutes the polymer was isolated by filtration, using a sintered glass frit, washed with diethyl ether and dried to yield 5.2 g of a pale green solid. A solution of tris(hydroxymethyl)phosphine was prepared by degassing 2-propanol (90 mL) with nitrogen for 30 min prior to adding tetrakis(hydroxymethyl)phosphonium chloride (2.6 mL, 18 mmol). Potassium hydroxide (1.0 g, 18.0 mmol) was added slowly over 15 minutes to the vigorously stirred solution during which time a white precipitate formed. The mixture was allowed to stir for an additional 10 min and then added to a solution of the polymer in chloroform (*ca.* 100-150 mL). After heating at 60 °C for 19 h, NaBr (18.52 g, 180 mmol) was added and the mixture stirred for an additional 3 h at 60 °C. The mixture was then filtered, washed rigorously with distilled water (3 × 50 mL) and the resultant organic layer added dropwise to diethyl ether (*ca.* 500 mL) with vigorous stirring. After stirring for a minimum of 60 min the polymer was allowed to settle, isolated by filtration through a frit, washed with diethyl ether (2 × 50 mL) and dried under high vacuum to afford **1** as a buff brown solid in 61% yield (4.1 g). Anal. Calc for C<sub>36</sub>H<sub>56</sub>NBr: C, 74.20, H, 9.69, N, 2.40. Found: C, 73.82, H, 10.01, N, 2.35 (corresponding to a pyrrolidinium monomer content of 62.5 mol%, 1.72 mmol g<sup>-1</sup>); GPC (average over 3 runs): *M*<sub>w</sub> = 9100, *M*<sub>n</sub> = 8600, PDI = 1.06 (Figure S1).

**Figure S1** Differential refractive index (dRI) GPC trace of polymer **1** in DMF (0.6 mL/ min).



**Figure S2** TGA and DSC curves for benzyl-1-((2-methylbicyclo[2.2.1]hept-5-en-2-yl)methyl)pyrrolidin-1-ium bromide-cis-cyclooctene copolymer **1**. The heating rate was 5 °C min<sup>-1</sup>.

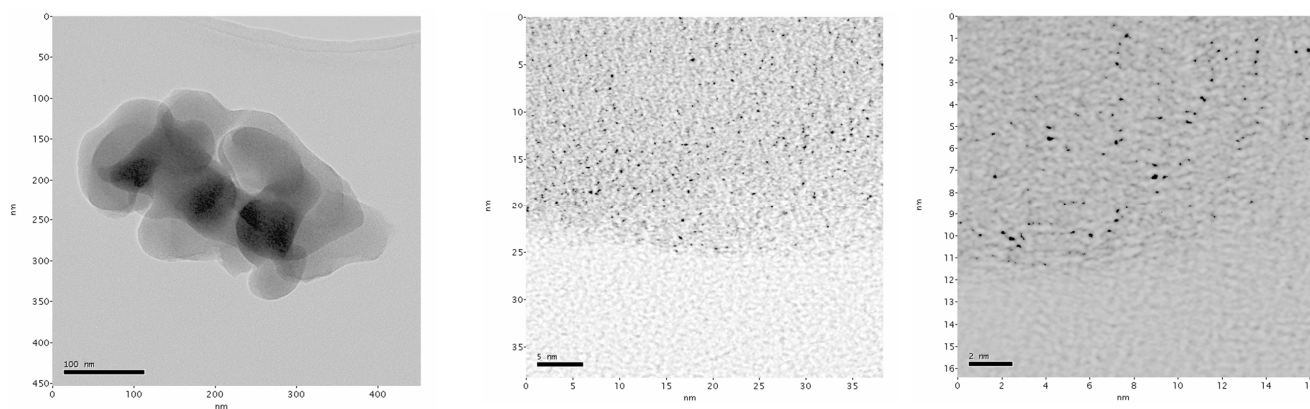



The heat flow plot (lower trace) of co-polymer **1** clearly shows an exotherm at 100 °C which could correspond to Hoffmann elimination with no loss in mass.

**Synthesis of polymer immobilised peroxophosphotungstate 2.** A hydrogen peroxide solution (35% w/w, 9.7 mL, 100 mmol) was added to phosphotungstic acid (1.73 g, 0.6 mmol) dissolved in a minimum volume of water and stirred at room temperature for 30 min. After this time, pyridine (0.145 mL, 1.8 mmol) was added followed by a solution of **1** (0.877 g, 1.8 mmol) in the minimum volume of ethanol, which resulted in the immediate precipitation of an amorphous white solid. The mixture was cooled to 0 °C, filtered through a sintered glass frit and the precipitate washed with water ( $2 \times 10$  mL) and diethyl ether ( $3 \times 75$  mL) and dried under vacuum to afford **6** in 84% yield. FT-IR (KBr plates):  $\tilde{\nu}$  = 1087, 1058, 1028 (P-O), 956 (W=O), 837 (O-O), 585, 535  $\text{W}(\text{O}_2)_{\text{sym,asym}}$ . Anal. Calc for  $\text{C}_{108}\text{H}_{168}\text{N}_3\text{O}_{24}\text{PW}_4$ : N, 1.58; W, 27.66. Found: N, 1.46; W, 26.31. Loading of tungsten  $1.4 \text{ mmol g}^{-1}$ .

#### Synthesis of $[\text{nBu}_4\text{N}]_3[\text{PO}_4\{\text{WO}(\text{O}_2)_2\}_4]/\text{SiO}_2$

A flame dried Schlenk flask was charged with  $[\text{nBu}_4\text{N}]_3[\text{PO}_4\{\text{WO}(\text{O}_2)_2\}_4]$  (0.094 g, 0.05 mmol) and dichloromethane (6 mL) and the mixture stirred at room temperature for 15 min after which time 1.0 g of Geduran<sup>®</sup> Si60 (43-60  $\mu\text{m}$ ) was added and stirring continued for a further 2 h. The dichloromethane was removed under vacuum to afford a free flowing powder. FT-IR (KBr plates):  $\tilde{\nu}$  = 1084, 1059, 1028 (P-O), 966 (W=O), 845 (O-O), 592, 532  $\text{W}(\text{O}_2)_{\text{sym,asym}}$ . The tungsten loading was confirmed to be  $0.19 \text{ mmol of W g}^{-1}$  of silica by ICP-OES analysis.

**Figure S3a** TEM image of freshly prepared polymer immobilised peroxophosphotungstate **2****Figure S3b** TEM image of polymer supported peroxophosphotungstate **2** recovered after use in catalysis



### General Procedure for Catalytic Sulfoxidation in Batch

An oven-dried Schlenk flask was allowed to cool to room temperature and charged sequentially with sulfide (1.0 mmol), catalyst (0.013 g, 0.005 mmol) and solvent (3 mL), the reaction was then activated by the addition of 35% H<sub>2</sub>O<sub>2</sub> (0.24 mL, 2.5 mmol) and allowed to stir at room temperature for 15 min. The reaction mixture was diluted with dichloromethane (25 mL), washed with water (*c.a.* 50 mL) and the organic extract dried over MgSO<sub>4</sub> and the solvent removed under reduced pressure. The resulting residue was analysed by either <sup>1</sup>H or <sup>13</sup>C{<sup>1</sup>H} NMR spectroscopy to quantify the composition of starting material and products; for each substrate tested an internal standard of 1,3-dinitrobenzene was initially employed to ensure mass balance.

### General Procedure for Catalytic Sulfoxidation Recycle Studies

An oven-dried Schlenk flask was allowed to cool to room temperature and charged sequentially with sulfide (3.0 mmol), polymer immobilised catalyst **2** (0.039 g, 0.015 mmol) or [nBu<sub>4</sub>N]<sub>3</sub>[PO<sub>4</sub>{WO(O<sub>2</sub>)<sub>2</sub>}<sub>4</sub>]/SiO<sub>2</sub> (100 mg of a 6.5 wt%) and solvent (9 mL). The reaction was initiated by addition of 35% H<sub>2</sub>O<sub>2</sub> (0.72 mL, 7.5 mmol) and the resulting mixture allowed to stir at room temperature for 20 min. After this time the solution was centrifuged (10 min, 12000 rpm), decanted using a pipette and the remaining catalyst washed with the reaction solvent and dried prior to reuse under the same conditions. The remaining solution was subject to the same work-up and analysis as described above. ICP analysis of a portion of the organic and aqueous phases between recycles was conducted using a Perkin Elmer Optima 4300DV ICP-OES (Inductively Coupled Plasma Optical Emission Spectrometer).

### General Procedure for Catalytic Sulfoxidation Kinetic Studies

An oven-dried Schlenk flask was allowed to cool to room temperature and charged sequentially with sulfide (3.0 mmol), polymer immobilised catalyst **2** (0.039 g, 0.005 mmol) and solvent (9 mL). The reaction was initiated by addition of 35% H<sub>2</sub>O<sub>2</sub> (0.72 mL, 7.5 mmol) and the resulting mixture stirred at room temperature for the 20 min during which time 0.5 mL aliquots were removed for work-up (as above) and analysis by <sup>1</sup>H NMR spectroscopy. After the final aliquot had been removed the remaining reaction mixture was decanted, the catalyst washed with diethyl ether, dried and replenished to account for losses arising from the sampling.

The recycle kinetic experiment was conducted by charging the Schlenk with fresh sulphide (3.0 mL), solvent (9 mL) and 35% H<sub>2</sub>O<sub>2</sub> (0.72 mL, 7.5 mmol).

### General Procedure for Segmented and Continuous Flow Catalytic Sulfoxidation

Two reservoirs were charged with sulfide (5.0 mmol) dissolved in the appropriate solvent (25 mL, 0.2 M) and hydrogen peroxide (1.29 mL, 35%) in the same (25 mL, 0.6 M). A Uniqsis FlowSyn reactor was used to pump 1 mL of each reagent at total flow rates that varied between 0.293 mL min<sup>-1</sup> and 8.8 mL min<sup>-1</sup> (using the same solvent as stock) through a T-piece mixer to combine the two streams; in the case of segmented flow an additional reservoir of carrier solvent was also employed. The reaction stream was then flowed through a OMNIFIT<sup>®</sup> glass column reactor cartridge (10 mm id x 100 mm) packed with 0.1 g of [PO<sub>4</sub>{WO(O<sub>2</sub>)<sub>2</sub>}<sub>4</sub>]@PIILP and 2.0 g of SiO<sub>2</sub> (Geduran<sup>®</sup> Si 60) and mounted in a FlowSyn column heater. The exiting stream was passed through a back pressure regulator (BPR) and 2 mL fractions were collected into separate vials followed by a 2 mL post-collect. Each sample was diluted with dichloromethane (10 mL), washed with water (*c.a.* 15 mL), the organic extract dried over MgSO<sub>4</sub>, the solvent removed under reduced pressure and the resulting residue analysed by <sup>1</sup>H NMR spectroscopy to quantify the composition of starting material and products.

## Characterisation of Sulfoxides and Sulfones

**Methyl phenyl sulfoxide.**<sup>[4]</sup> <sup>1</sup>H NMR (400 MHz, CDCl<sub>3</sub>, δ): 7.69-7.62 (m, 2H), 7.50-7.41 (m, 2H), 7.36-7.30 (m, 1H), 2.73 (s, 3H); <sup>13</sup>C NMR (100.5 MHz, CDCl<sub>3</sub>, δ): 145.42, 130.95, 128.63, 123.54, 43.93; LRMS (EI<sup>+</sup>) *m/z* 163 [M+Na]<sup>+</sup>.

**Methyl phenyl sulfone.**<sup>[4]</sup> <sup>1</sup>H NMR (400 MHz, CDCl<sub>3</sub>, δ): 7.95-7.87 (m, 2H), 7.71-7.61 (m, 2H), 7.59-7.52 (m, 1H), 3.02 (s, 3H); <sup>13</sup>C NMR (100.5MHz, CDCl<sub>3</sub>, δ): 137.44, 133.21, 128.54, 126.23, 44.88; LRMS (EI<sup>+</sup>) *m/z* 179 [M+Na]<sup>+</sup>.

**Ethyl phenyl sulfoxide.**<sup>[4]</sup> <sup>1</sup>H NMR (400 MHz, CDCl<sub>3</sub>, δ): 7.84-7.49 (m, 2H), 7.48-7.13 (m, 3H), 2.91 (q, 1H, *J* = 6.61 Hz), 2.78-2.69 (q, 1H, *J* = 6.61 Hz), 1.23 (t, 3H, *J* = 6.61 Hz); <sup>13</sup>C NMR (100.5 MHz, CDCl<sub>3</sub>, δ): 145.69, 131.47, 129.85, 125.42, 47.19, 10.39; LRMS (EI<sup>+</sup>) *m/z* 177 [M+Na]<sup>+</sup>.

**Ethyl phenyl sulfone.**<sup>[4]</sup> <sup>1</sup>H NMR (400 MHz, CDCl<sub>3</sub>, δ): 7.99 (m, 2H), 7.59 (m, 3H), 3.09 (q, 2H, *J* = 7.11 Hz), 1.30 (t, 3H, *J* = 7.11 Hz); <sup>13</sup>C NMR (100.5MHz, CDCl<sub>3</sub>, δ): 138.31, 133.47, 128.92, 127.86, 50.28, 7.34; LRMS (EI<sup>+</sup>) *m/z* 193 [M+Na]<sup>+</sup>.

**Allyl phenyl sulfoxide.**<sup>[4]</sup> <sup>1</sup>H NMR (400 MHz, CDCl<sub>3</sub>, δ): 7.64-7.60 (m, 2H), 7.39-7.36 (m, 2H), 7.31-7.26 (m, 1H), 5.44 (ddt, 1H, *J* = 7.11, 10.22, 17.10 Hz), 5.16 (dq, 1H, *J* = 1.12, 10.22 Hz), 5.01 (dq, 1H, *J* = 1.42, 17.10 Hz), 3.43 (dt, 2H, *J* = 7.11, 1.12 Hz); <sup>13</sup>C NMR (100.5 MHz, CDCl<sub>3</sub>, δ): 142.13, 131.24, 129.06, 125.09, 124.71, 117.93, 60.63; LRMS (EI<sup>+</sup>) *m/z* 167 [M+Na]<sup>+</sup>.

**Allyl phenyl sulfone.**<sup>[4]</sup> <sup>1</sup>H NMR (400 MHz, CDCl<sub>3</sub>, δ): 7.95-7.91 (m, 2H), 7.69-7.62 (m, 2H), 7.37-7.44 (m, 1H), 5.63 (ddt, 1H, *J* = 7.19, 10.31, 17.21 Hz), 5.18 (dq, 1H, *J* = 1.22, 10.31 Hz), 5.02 (dq, 1H, *J* = 1.48, 17.21Hz), 3.91 (dt, 2H, *J* = 7.19, 1.22Hz); <sup>13</sup>C NMR (100 MHz, CDCl<sub>3</sub>, δ): 138.27, 133.74, 129.02, 128.88, 124.63, 117.51, 60.67; LRMS (EI<sup>+</sup>) *m/z* 189 [M+Na]<sup>+</sup>.

**Methyl 4-nitrophenyl sulfoxide.**<sup>[5]</sup> <sup>1</sup>H NMR (400 MHz, CDCl<sub>3</sub>, δ): 8.39 (d, *J* = 8.0 Hz, 2H), 7.90 (d, *J* = 7.5 Hz, 2H), 2.85 (s, 3H); <sup>13</sup>C NMR (100 MHz, CDCl<sub>3</sub>, δ): 152.4, 150.0, 126.2, 125.8, 43.5; LRMS (EI<sup>+</sup>) *m/z* 205 [M+Na]<sup>+</sup>.

**Methyl 4-nitrophenyl sulfone.**<sup>[6]</sup> <sup>1</sup>H NMR (400 MHz, CDCl<sub>3</sub>, δ): 8.43 (d, *J* = 8.8 Hz, 2H), 8.16 (d, *J* = 8.8 Hz, 2H), 3.12 (s, 3H); <sup>13</sup>C NMR (100 MHz, CDCl<sub>3</sub>, δ): 150.9, 145.9, 129.0, 124.6, 44.3. LRMS (EI<sup>+</sup>) *m/z* 224 [M+Na]<sup>+</sup>.

**Dibenzothiophene sulfoxide.**<sup>[4]</sup> <sup>1</sup>H NMR (400M Hz, CDCl<sub>3</sub>, δ): 7.98-7.91 (m, 4H), 7.75-7.71 (m, 2H), 7.59-7.52 (m, 2H); <sup>13</sup>C NMR (100.5 MHz, CDCl<sub>3</sub>, δ): 143.33, 132.67, 129.83, 126.37, 124.16, 123.45; LRMS (EI<sup>+</sup>) *m/z* 223 [M+Na]<sup>+</sup>.

**Dibenzothiophene sulfone.**<sup>[4]</sup> <sup>1</sup>H NMR (400 MHz, CDCl<sub>3</sub>, δ): 7.85-7.77 (m, 4H), 7.66-7.61 (m, 2H), 7.55-7.51 (m, 2H); <sup>13</sup>C NMR (100.5 MHz, CDCl<sub>3</sub>, δ): 137.62, 133.77, 131.53, 130.16, 121.97, 121.54; LRMS (EI<sup>+</sup>) *m/z* 239 [M+Na]<sup>+</sup>.

**Homoallyl phenyl sulfoxide.**<sup>[7]</sup> <sup>1</sup>H NMR (300 MHz, CDCl<sub>3</sub>, δ): 7.75-7.55 (m, 5H), 6.04-5.90 (m, 1H), 5.31-5.20 (m, 2H), 2.98-2.83 (m, 2H), 2.73-2.68 (m, 1H), 2.50-2.45 (m, 1H); <sup>13</sup>C NMR (100 MHz, CDCl<sub>3</sub>, δ): 135.4, 130.4, 129.0, 124.1, 117.0, 56.2, 26.3; LRMS (EI<sup>+</sup>) *m/z* 203 [M+Na]<sup>+</sup>.

**Homoallyl phenyl sulfone.**<sup>[8]</sup> <sup>1</sup>H NMR (400 MHz, CDCl<sub>3</sub>, δ): 7.89-7.87 (m, 2 H), 7.65-7.62 (m, 1H), 7.56-7.53 (m, 2 H), 5.73-5.64 (m, 1 H), 5.04-4.99 (m, 2 H), 3.15-3.11 (m, 2 H); 2.46-2.40 (m, 2H); <sup>13</sup>C NMR (100 MHz, CDCl<sub>3</sub>, δ) 138.9, 133.7, 133.6, 129.2, 128.0, 117.1, 55.3, 26.7; LRMS (EI<sup>+</sup>) *m/z* 219 [M+Na]<sup>+</sup>.

**Benzyl phenyl sulfoxide.**<sup>[4]</sup> <sup>1</sup>H NMR (400 MHz, CDCl<sub>3</sub>, δ): 7.55-7.42 (m, 2H), 7.36-7.17 (m, 3H), 7.11-6.63 (m, 5H), 3.98 (s, 2H); <sup>13</sup>C NMR (100.5 MHz; CDCl<sub>3</sub>, δ): 142.59, 130.83, 130.26, 128.87, 128.57, 128.24, 128.15, 124.21, 63.44; LRMS (EI<sup>+</sup>) *m/z* 239 [M+Na]<sup>+</sup>.

**Benzyl phenyl sulfone.**<sup>[4]</sup> <sup>1</sup>H NMR (400 MHz, CDCl<sub>3</sub>, δ): 7.74-7.65 (m, 2H), 7.41-7.32 (m, 3H), 7.14-7.06 (m, 5H), 4.41 (s, 2H); <sup>13</sup>C NMR (100.5 MHz; CDCl<sub>3</sub>, δ): 137.49, 133.44, 130.53, 128.61, 128.47, 128.39, 128.31, 62.53; LRMS (EI<sup>+</sup>) *m/z* 255 [M+Na]<sup>+</sup>.

**tert-Butyl methyl sulfoxide.**<sup>[9]</sup> <sup>1</sup>H NMR (300 MHz, CDCl<sub>3</sub>, δ): 2.42 (s, 3H), 1.37 (s, 9H); <sup>13</sup>C NMR (100 MHz; CDCl<sub>3</sub>, δ): 57.80, 36.68, 26.60; LRMS (EI<sup>+</sup>) *m/z* 143 [M+Na]<sup>+</sup>.

**tert-Butyl methyl sulfone.**<sup>[10]</sup> <sup>1</sup>H NMR (300 MHz, CDCl<sub>3</sub>, δ): 2.70 (s, 3H), 1.41 (s, 9H); <sup>13</sup>C NMR (100 MHz; CDCl<sub>3</sub>, δ): 50.51, 32.05, 23.25. LRMS (EI<sup>+</sup>) *m/z* 137 [M+H]<sup>+</sup>.

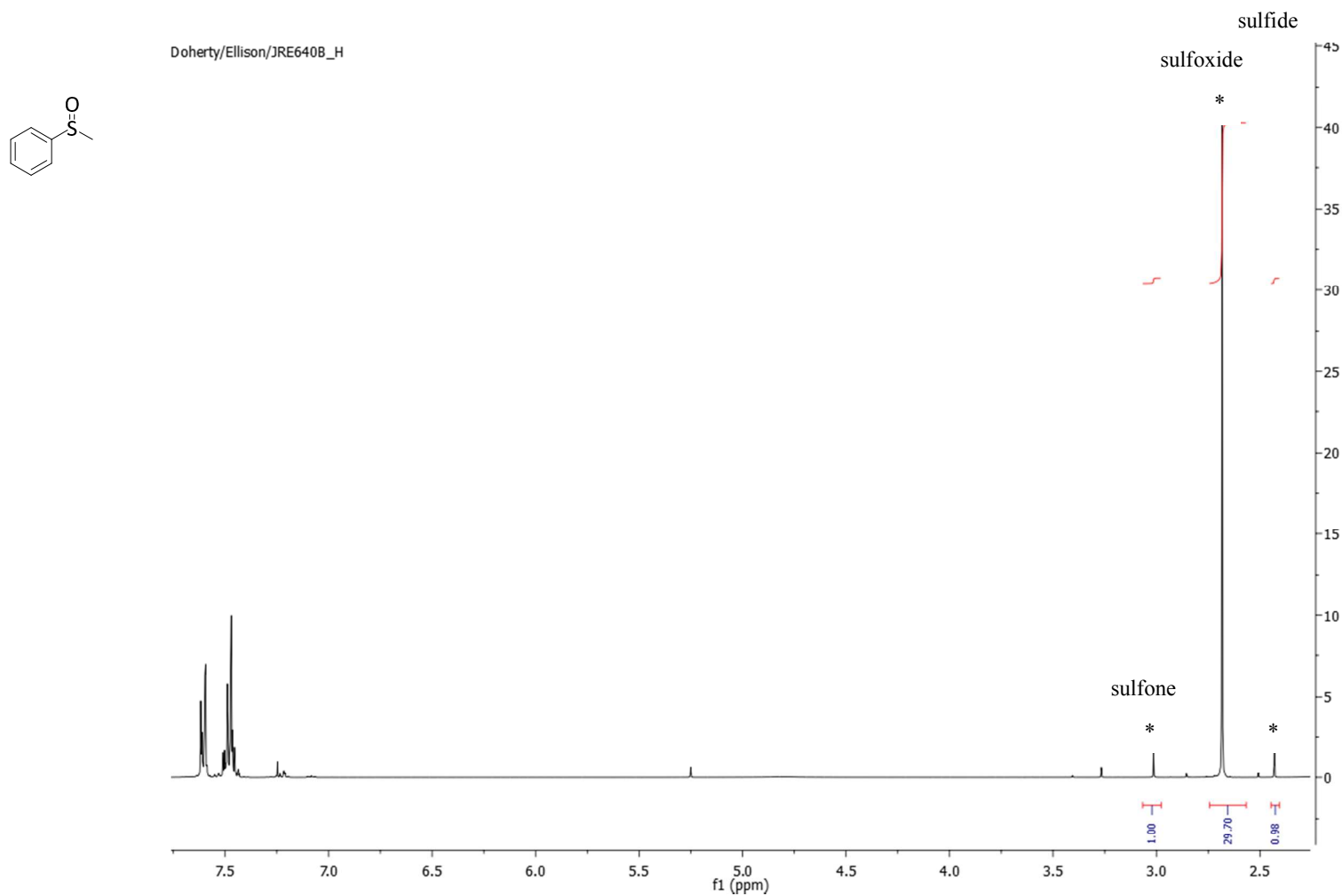
## References

- [1] (a) C. Venturello, R. D'Aloisio, *J. Org. Chem.*, 1998, **53**, 1553; (b) R. Neumann, A. M. Khenkin, *J. Org. Chem.*, 1994, **59**, 7577; (c) A. L. Salles, C. Aubry, R. Thouvenot, F. Robert, C. Doremieux-Morin, G. Chottard, H. Ledon, Y. Jeannin, J.-M. Bregeault, *Inorg. Chem.*, 1994, **33**, 871; (d) D. C. Duncan, R. C. Chambers, E. Hecht, C. L. Hill, *J. Am. Chem. Soc.*, 1995, **117**, 681.
- [2] S. Doherty, J. G. Knight, J. R. Ellison, D. Weekes, R.W. Harrington, C. Hardacre, H. Manyar, *Green Chem.*, 2012, **14**, 925–929
- [3] C. Venturello, R. D'Aloisio, *J. Mol. Cat.*, 1985, **32**, 107.
- [4] (a) J. J. Boruah, S. P. Das, S. R. Ankireddy, S. R. Gogoi, N. S. Islam, *Green Chem.* 2013, **15**, 2944–2959. (b) X. Qu, X. Li, Y. Chai, Q. Yang, P. Li, Y. Yao, *Green Chem.*, 2013, **15**, 357–361.
- [5] P. Gogoi, M. Kalita, T. Bhattacharjee, P. Barman, *Tet. Lett.* 2014, **55**, 1028-1030.
- [6] G. Yuan, J. Zheng, X. Gao, X. Li, L. Huang, H. Chen, H. Jiang, *Chem. Commun.* 2012, **48**, 7513–7515.
- [7] J. Skarzewski, E. Wojaczyńska, I. Turowska-Tyrk, *Tetrahedron: Asymmetry* 2002, **13**, 369-375.
- [8] S. Mannathan, C.-H. Cheng, *Chem. Eur. J.*, 2012, **18**, 11771-11777.

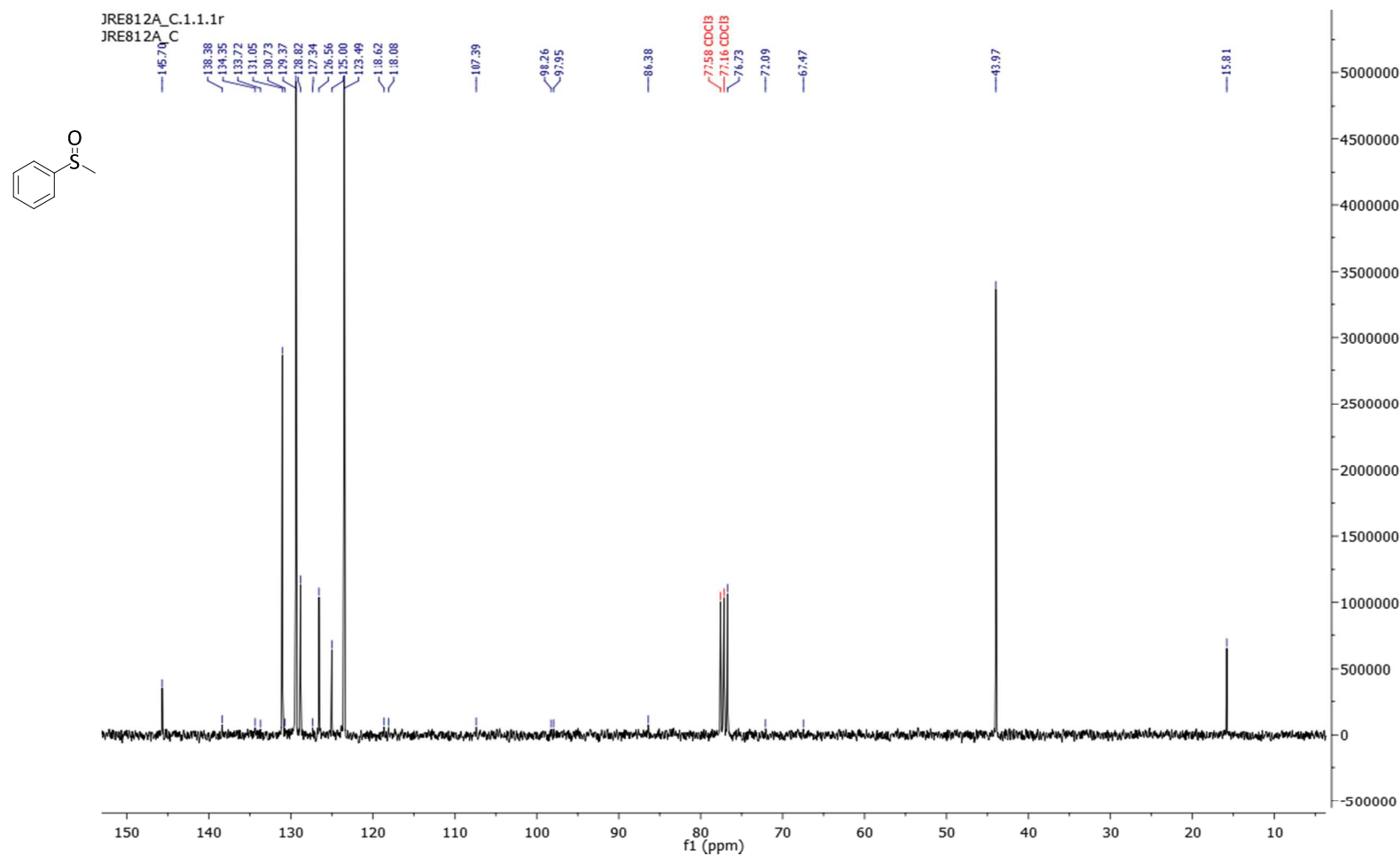


- [9] M. H. Ali, S. Stricklin, *Syn. Commun.*, 2006, **36**, 1779-1786.
- [10] B. J. McNelis, D. D. Sternbach, A. T. MacPhail, *Tetrahedron* 1994, **50**, 6767-6782.

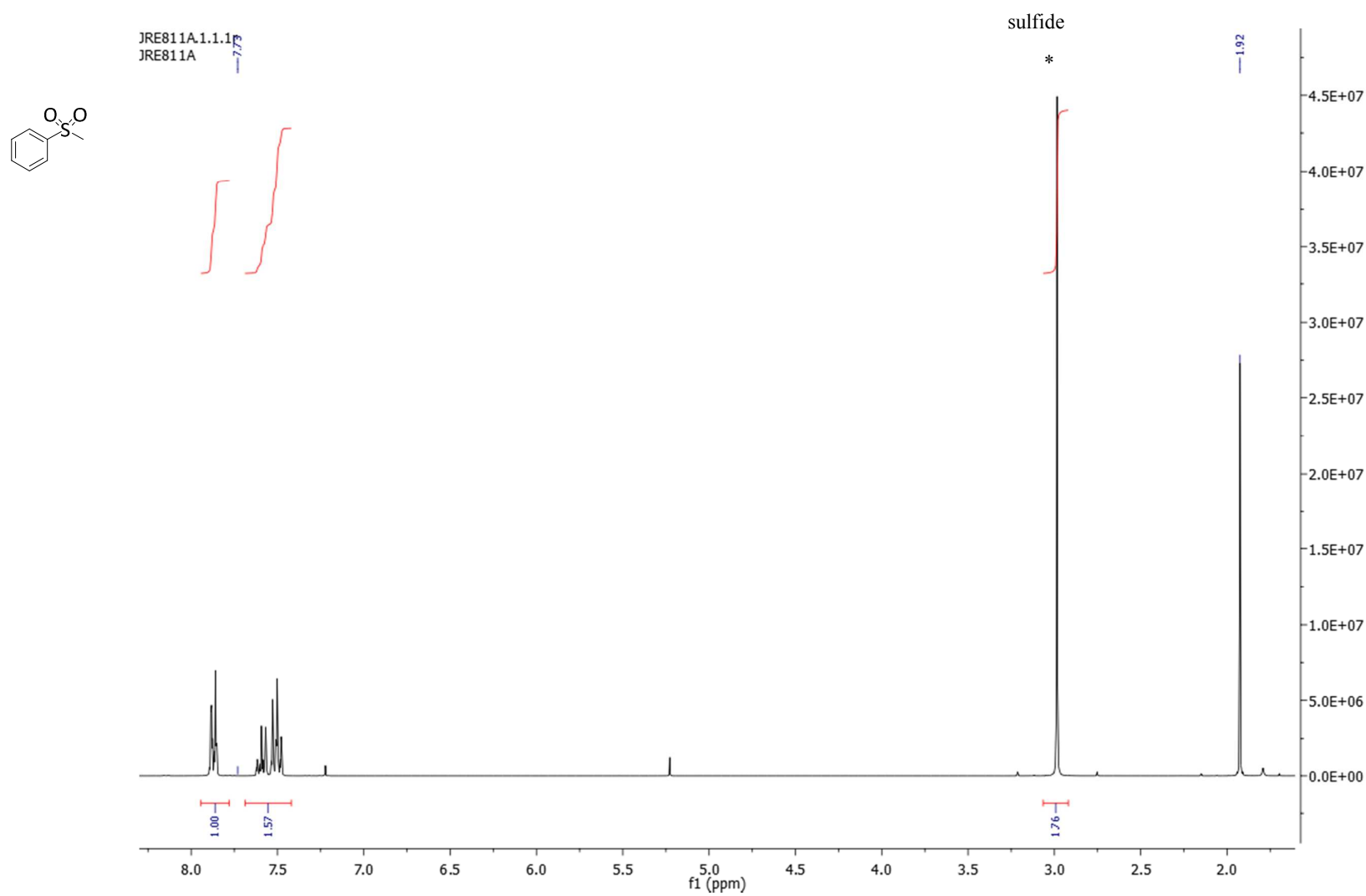
**Figure S4**  $^1\text{H}$  NMR spectrum of the reaction mixture for the selective oxidation of thioanisole in methanol at RT for 15 min using 0.5 mol% **2**.



**Figure S5**  $^{13}\text{C}\{^1\text{H}\}$  NMR spectrum of the reaction mixture for the selective oxidation of thioanisole in methanol at RT for 15 min using 0.5 mol% **2**.



**Figure S6**  $^1\text{H}$  NMR spectrum of methyl phenyl sulfone obtained from the oxidation of thioanisole in MeCN using 0.5 mol% **2**.



**Figure S7**  $^{13}\text{C}$  NMR spectrum of methyl phenyl sulfone obtained from the oxidation of thioanisole in MeCN using 0.5 mol% **2**.

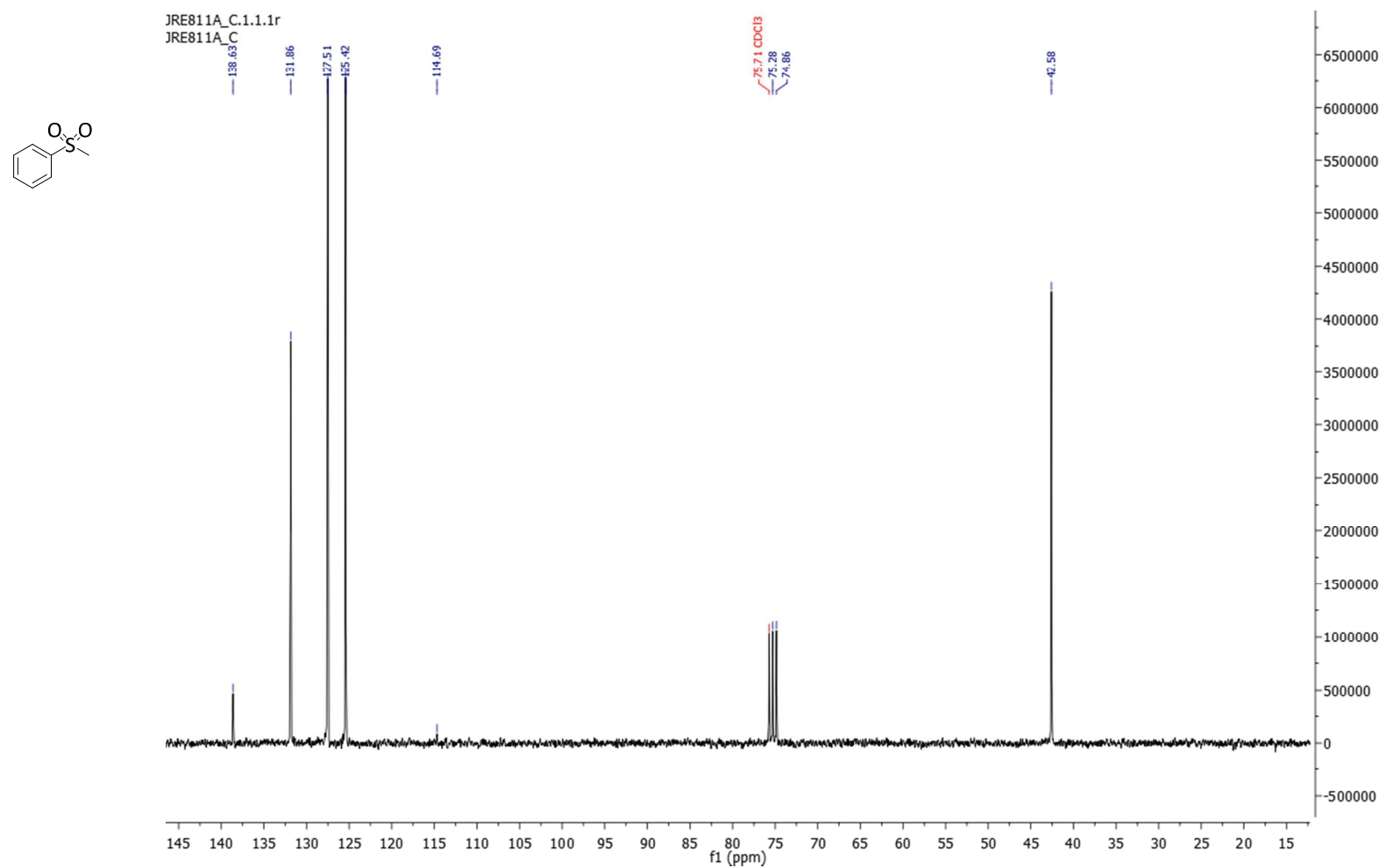




Figure S8 Mass Spectra for methyl phenyl sulfoxide (left) and methyl phenyl sulfone (right)

## Elemental Composition Report

Page 1 of 1

## Single Mass Analysis

Tolerance = 10.0 PPM / DBE: min = -1.5, max = 50.0

Element prediction: Off

Number of isotope peaks used for i-FIT = 3

Monoisotopic Mass, Even Electron Ions

1 formula(e) evaluated with 0 results within limits (up to 50 closest results for each mass)

Elements Used:


C: 8-8 H: 10-10 O: 2-2 <sup>23</sup>Na: 0-1 S: 1-1

direct

22-Oct-2014

11:39:23

JE812a 194 (1.266) Cm (185.204)



Minimum:				-1.5		
Maximum:	5.0	10.0		50.0		
Mass	Calc. Mass	mDa	PPM	DBE	i-FIT	i-FIT (Norm) Formula
163.0148	---					



## Elemental Composition Report

Page 1 of 1

## Single Mass Analysis

Tolerance = 10.0 PPM / DBE: min = -1.5, max = 50.0

Element prediction: Off

Number of isotope peaks used for i-FIT = 3

Monoisotopic Mass, Even Electron Ions

2 formula(e) evaluated with 0 results within limits (up to 50 closest results for each mass)

Elements Used:

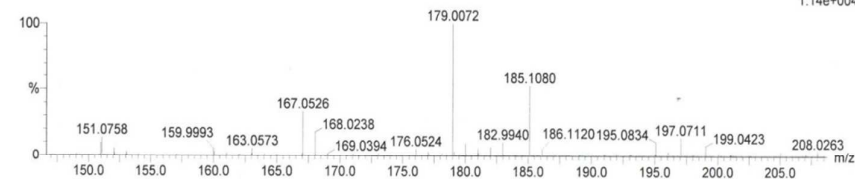
C: 7-7 H: 8-8 O: 2-2 <sup>23</sup>Na: 0-1 S: 1-1

direct

22-Oct-2014

11:39:23

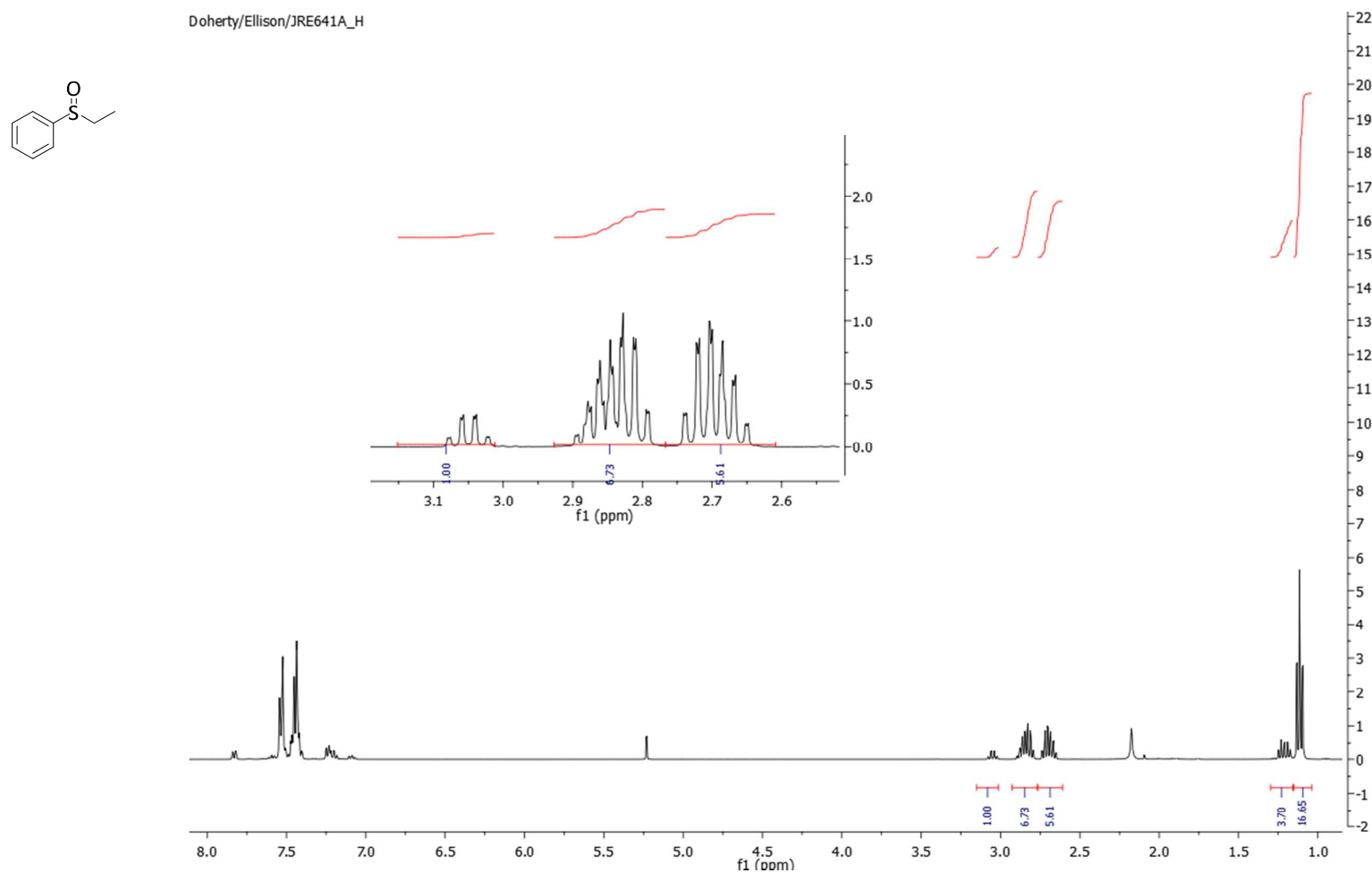
JE811A 192 (1.255) Cm (190.204)



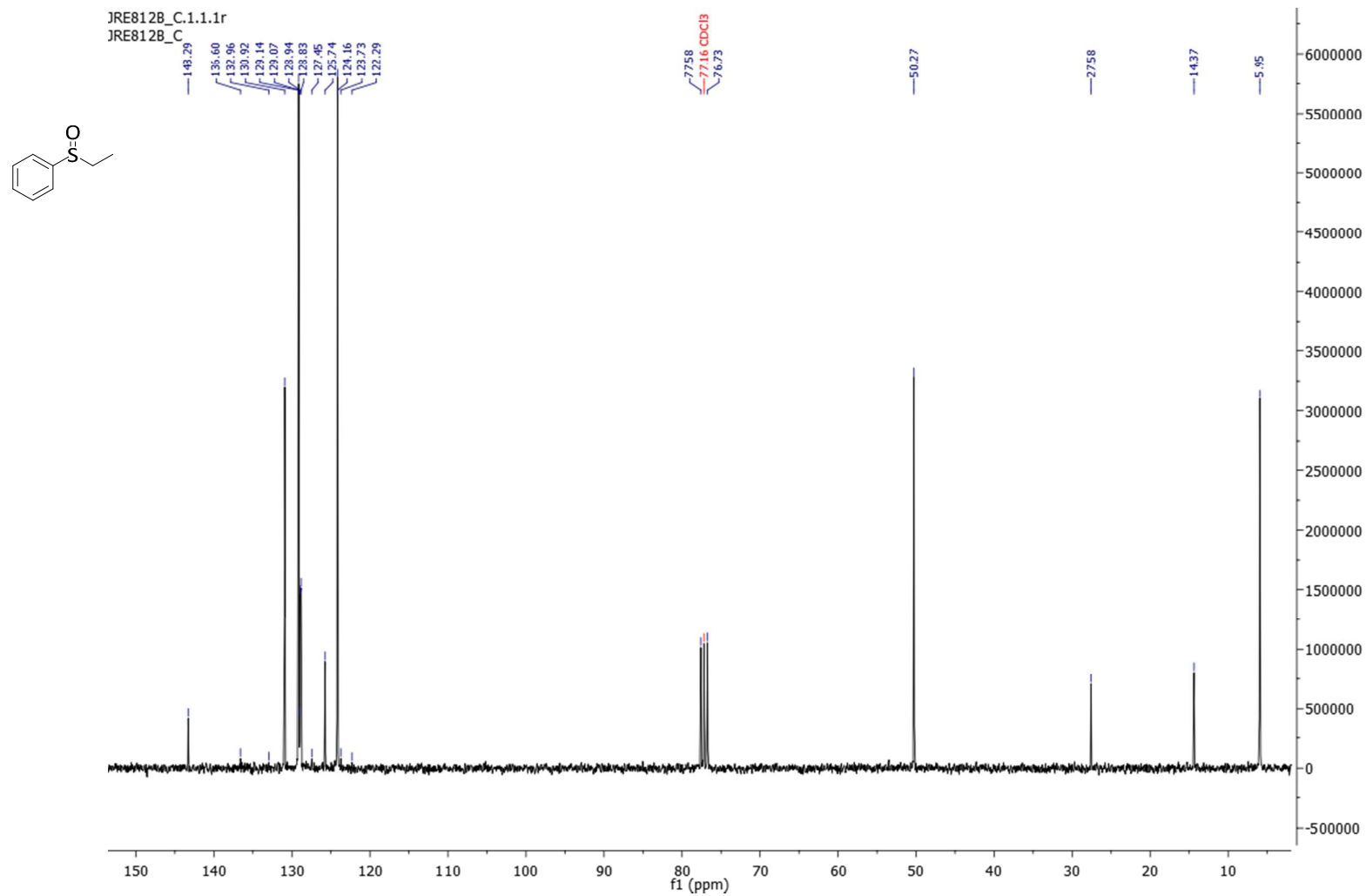
Minimum:				-1.5		
Maximum:	5.0	10.0		50.0		
Mass	Calc. Mass	mDa	PPM	DBE	i-FIT	i-FIT (Norm) Formula
179.0072	---					



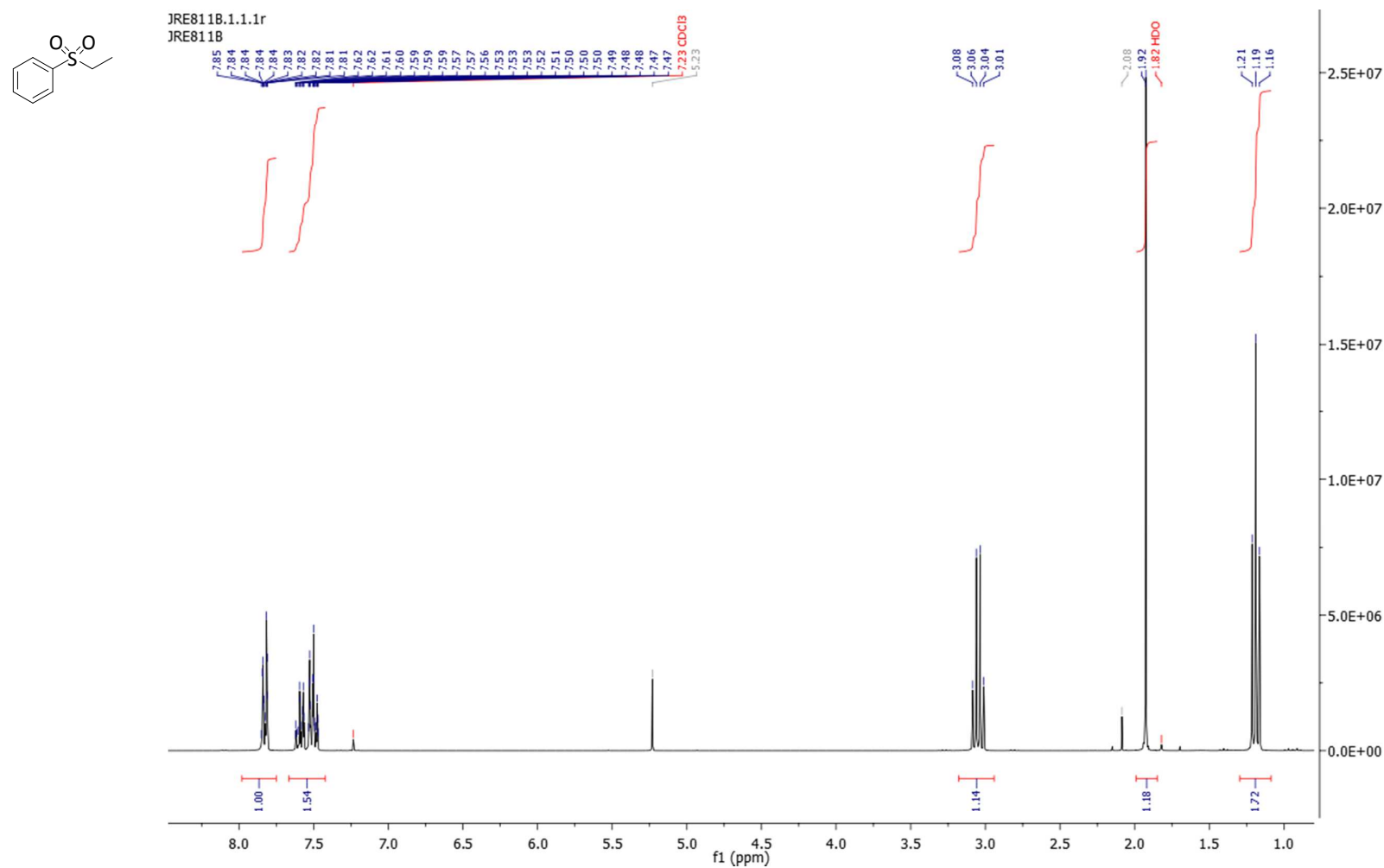
**Figure S9**  $^1\text{H}$  NMR spectrum of the reaction mixture for the selective oxidation of ethyl phenyl sulfide in methanol at RT for 15 min using 0.5 mol% **2**.



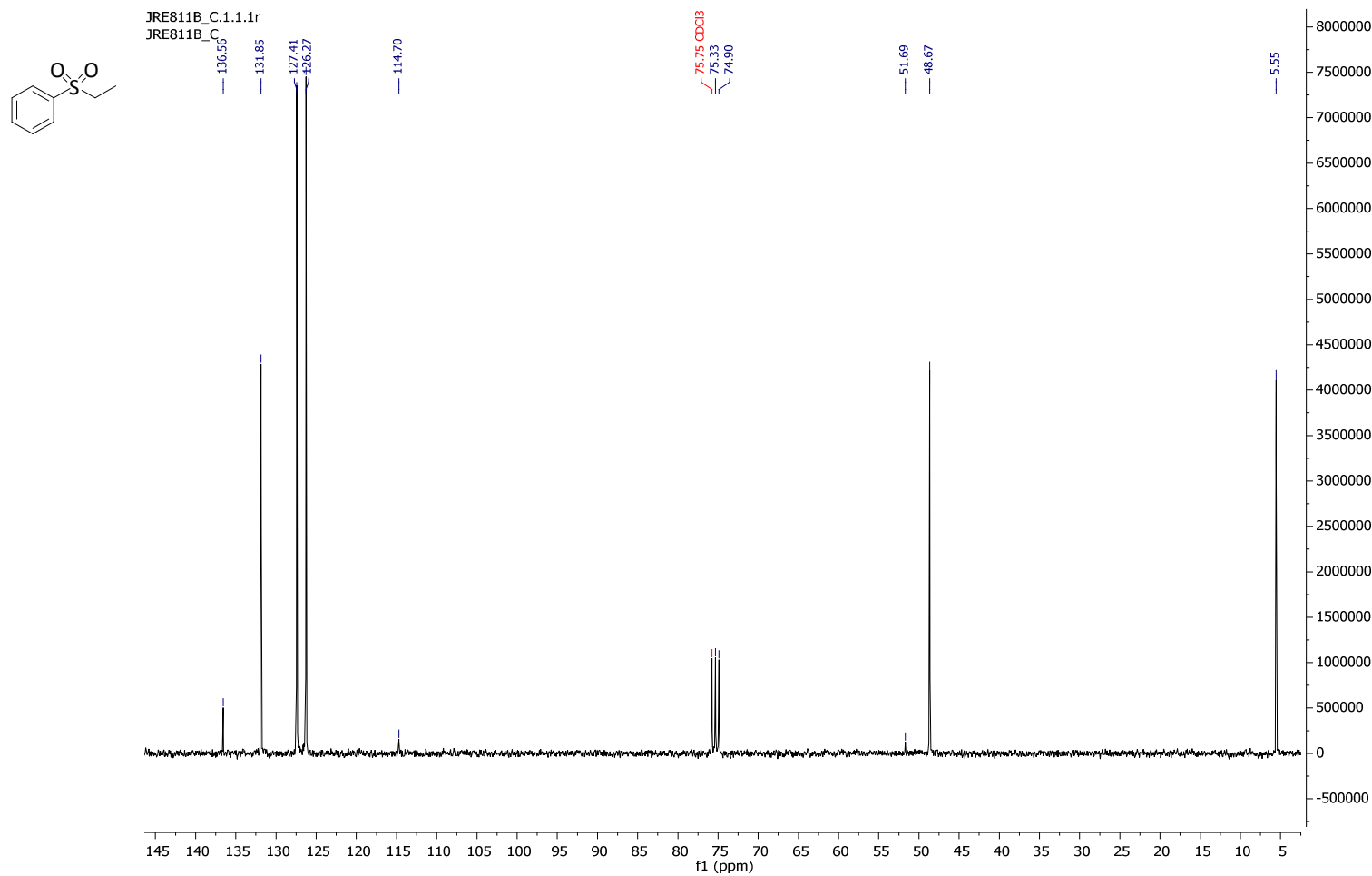
**Figure S10**  $^{13}\text{C}\{^1\text{H}\}$  NMR spectrum of the reaction mixture for the selective oxidation of ethyl phenyl sulfide in methanol at RT for 15 min using 0.5 mol% **2**.



**Figure S11**  $^1\text{H}$  NMR spectrum of ethyl phenyl sulfone obtained from the oxidation of ethyl phenyl sulfide in MeCN using 0.5 mol% **2**.



**Figure S12**  $^{13}\text{C}\{^1\text{H}\}$  NMR spectrum of ethyl phenyl sulfone obtained from the oxidation of ethyl phenyl sulfide in MeCN using 0.5 mol% **2**.





**Figure S13** Mass Spectra for ethyl phenyl sulfoxide (right) and ethyl phenyl sulfone (left)**Elemental Composition Report**

Page 1 of 1

**Single Mass Analysis**

Tolerance = 10.0 PPM / DBE: min = -1.5, max = 50.0

Element prediction: Off

Number of isotope peaks used for i-FIT = 3

Monoisotopic Mass, Even Electron Ions

0 formula(e) evaluated with 0 results within limits (up to 50 closest results for each mass)

Elements Used:

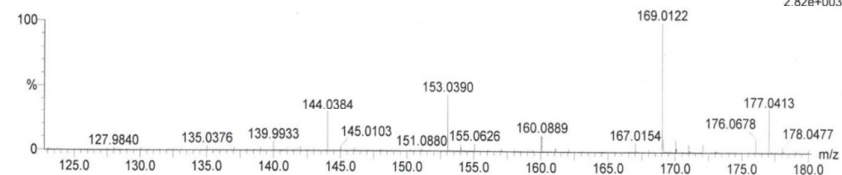
C: 8-8 H: 10-10 O: 2-2 <sup>23</sup>Na: 0-1 S: 1-1

direct

22-Oct-2014

1: 8: 8

JE812b 49 (0.321) Cm (48.50)

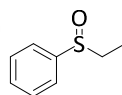


Minimum:

Maximum:

Mass	Calc. Mass	mDa	PPM	DBE	i-FIT	i-FIT (Norm)	Formula
177.0413	---						

177.0413 ---

**Elemental Composition Report**

Page 1 of 1

**Single Mass Analysis**

Tolerance = 10.0 PPM / DBE: min = -1.5, max = 50.0

Element prediction: Off

Number of isotope peaks used for i-FIT = 3

Monoisotopic Mass, Even Electron Ions

1 formula(e) evaluated with 0 results within limits (up to 50 closest results for each mass)

Elements Used:

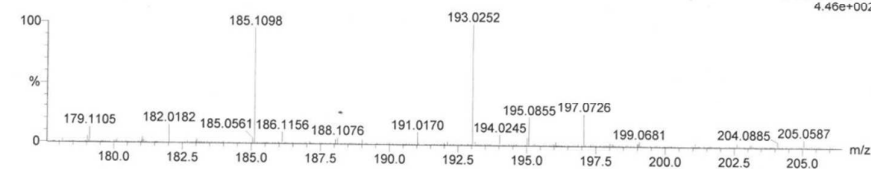
C: 8-8 H: 10-10 O: 2-2 <sup>23</sup>Na: 0-1 S: 1-1

direct

22-Oct-2014

11:49:38

JE811B 174 (1.141)

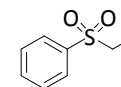


Minimum:

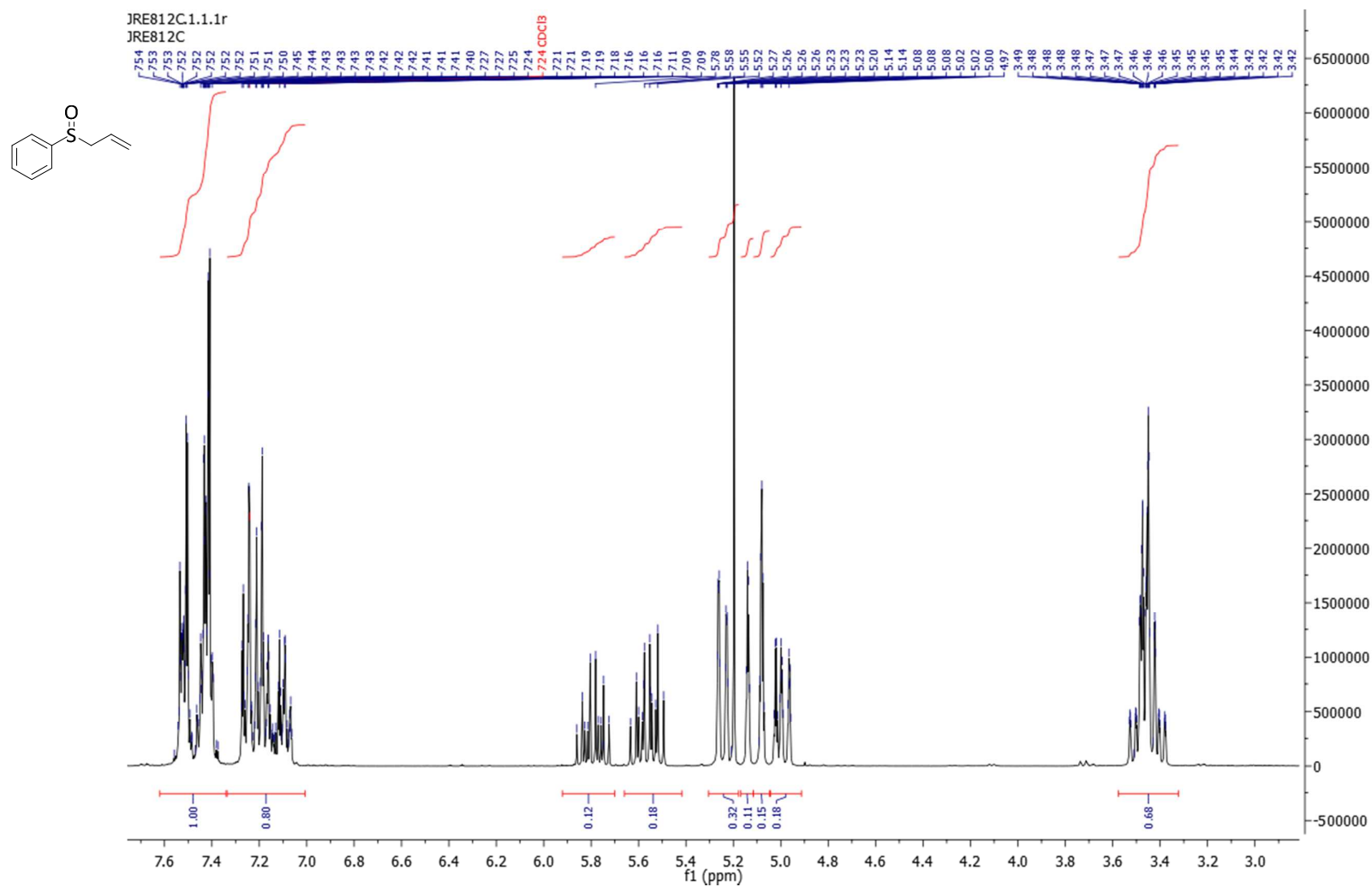
Maximum:

Mass	Calc. Mass	mDa	PPM	DBE	i-FIT	i-FIT (Norm)	Formula
193.0252	---						

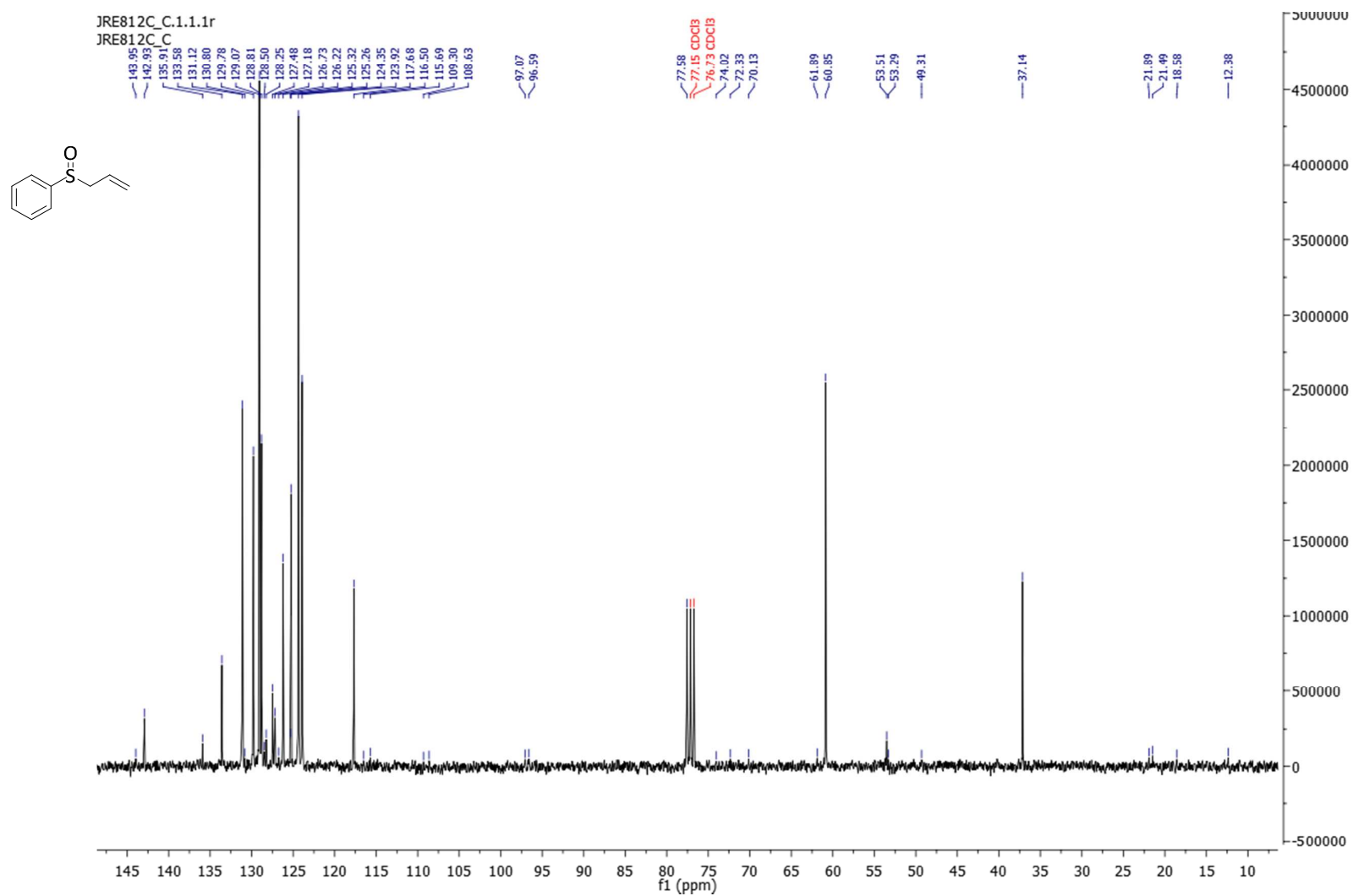
193.0252 ---



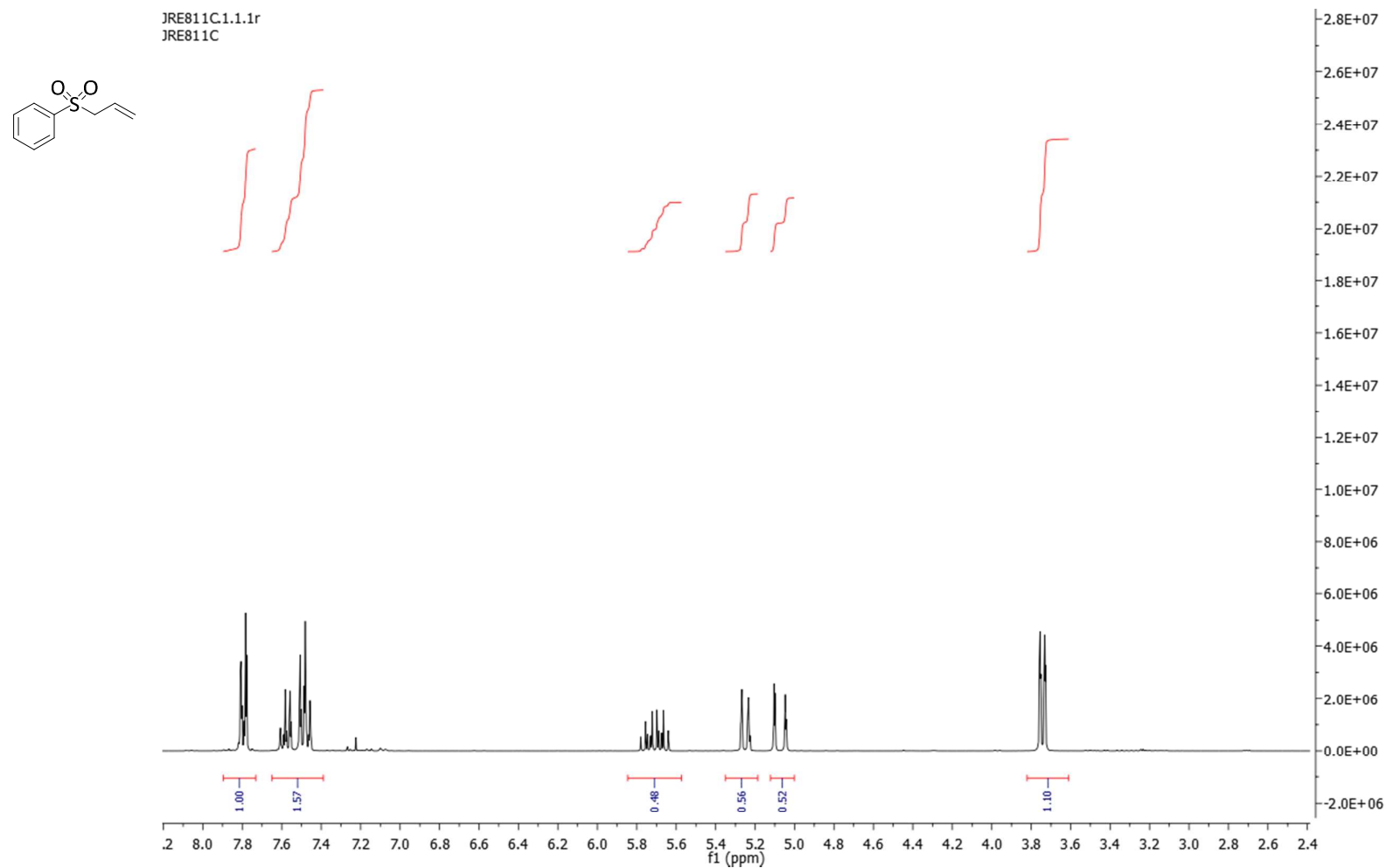
**Figure S14**  $^1\text{H}$  NMR spectrum of the reaction mixture for the selective oxidation of allyl phenyl sulfide in methanol at RT for 15 min using 0.5 mol% **2**.



**Figure S15**  $^{13}\text{C}\{^1\text{H}\}$  NMR spectrum of the reaction mixture for the selective oxidation of allyl phenyl sulfide in methanol at RT for 15 min using 0.5 mol% **2**.



**Figure S16**  $^1\text{H}$  NMR spectrum of allyl phenyl sulfone obtained from the oxidation of allyl phenyl sulfide in MeCN using 0.5 mol% **2**.



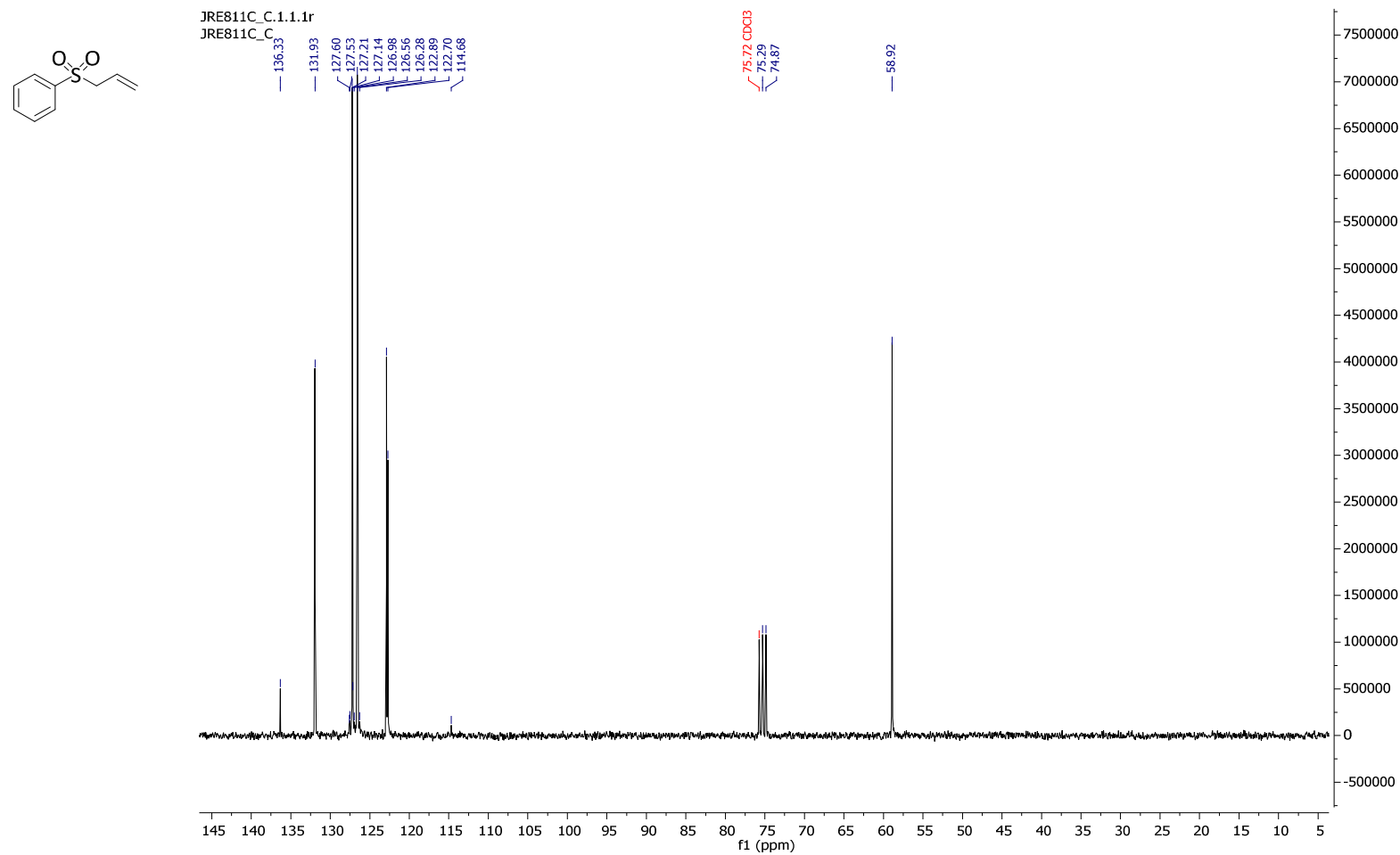
**Figure S17**  $^{13}\text{C}\{^1\text{H}\}$  NMR spectrum of allyl phenyl sulfone obtained from the oxidation of allyl phenyl sulfide in MeCN using 0.5 mol% **2**.

Figure S18 Mass spectra for allyl phenyl sulfoxide (left) and allyl phenyl sulfone (right)

## Elemental Composition Report

## Single Mass Analysis

Tolerance = 10.0 PPM / DBE: min = -1.5, max = 50.0

Element prediction: Off

Number of isotope peaks used for i-FIT = 3

Monoisotopic Mass, Even Electron Ions

0 formula(e) evaluated with 0 results within limits (up to 50 closest results for each mass)

Elements Used:

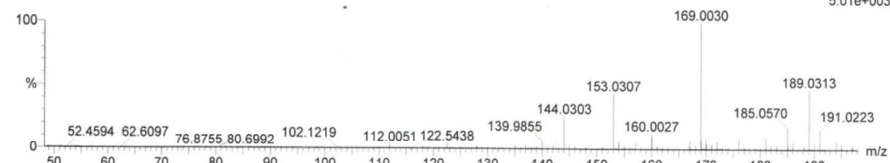
C: 8-8 H: 10-10 O: 2-2 <sup>23</sup>Na: 0-1 S: 1-1

direct

22-Oct-2014

1:4:9

JE812c 93 (0.612) Cm (93.98)



Minimum:

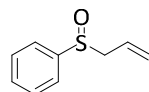
Maximum:

5.0 10.0 -1.5

50.0

Mass	Calc. Mass	mDa	PPM	DBE	i-FIT	i-FIT (Norm)	Formula
189.0313	---						

Page 1 of 1



## Elemental Composition Report

## Single Mass Analysis

Tolerance = 10.0 PPM / DBE: min = -1.5, max = 50.0

Element prediction: Off

Number of isotope peaks used for i-FIT = 3

Monoisotopic Mass, Even Electron Ions

1 formula(e) evaluated with 0 results within limits (up to 50 closest results for each mass)

Elements Used:

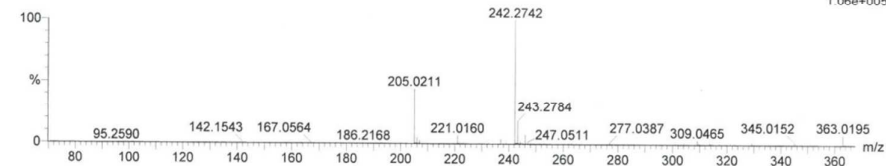
C: 8-8 H: 10-10 O: 2-2 <sup>23</sup>Na: 0-1 S: 1-1

direct

22-Oct-2014

12:06:25

JE811c 46 (0.305) Cm (46.50)



Minimum:

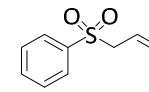
Maximum:

5.0 10.0 -1.5

50.0

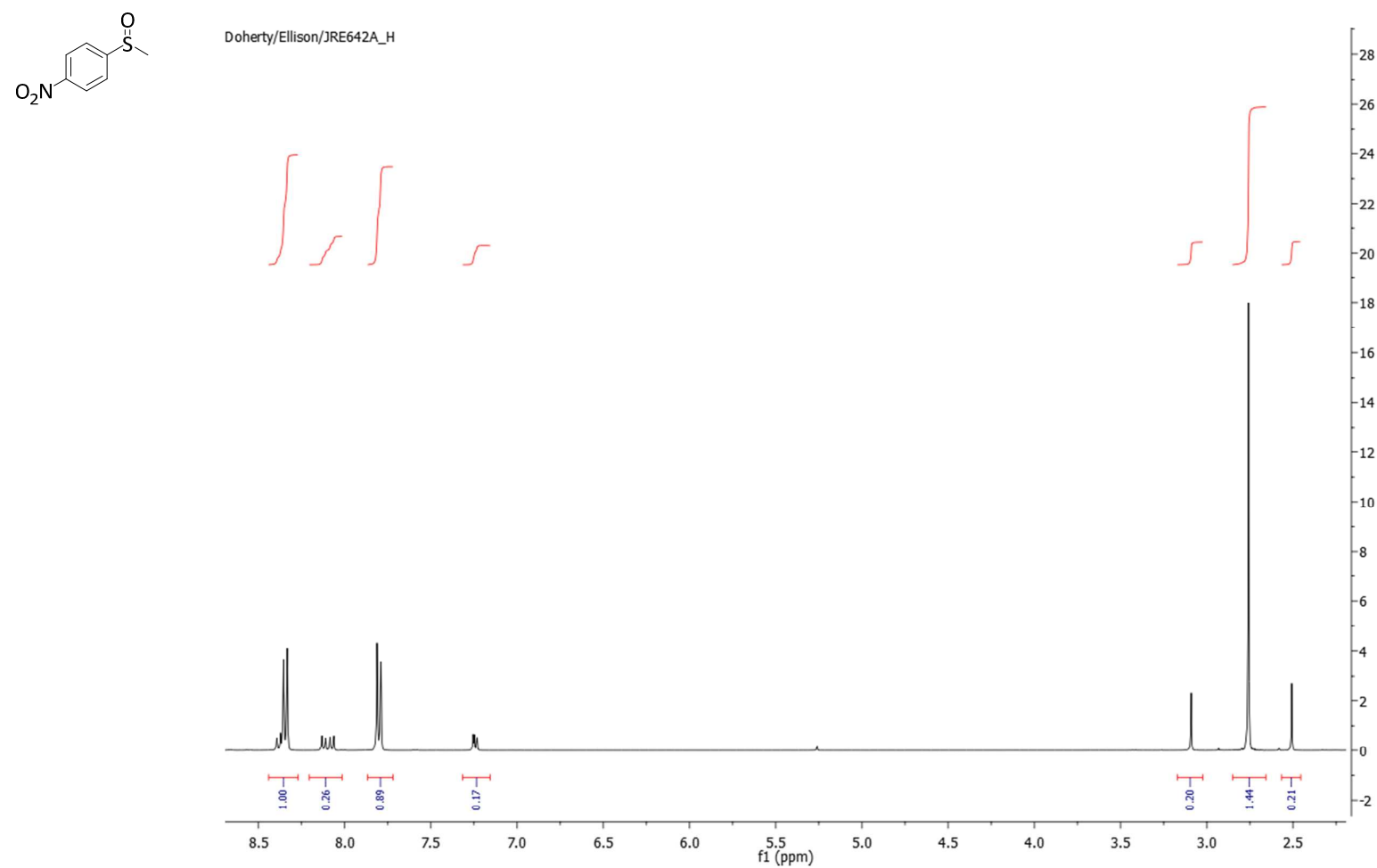
Mass	Calc. Mass	mDa	PPM	DBE	i-FIT	i-FIT (Norm)	Formula
205.0211	---						

Page 1 of 1

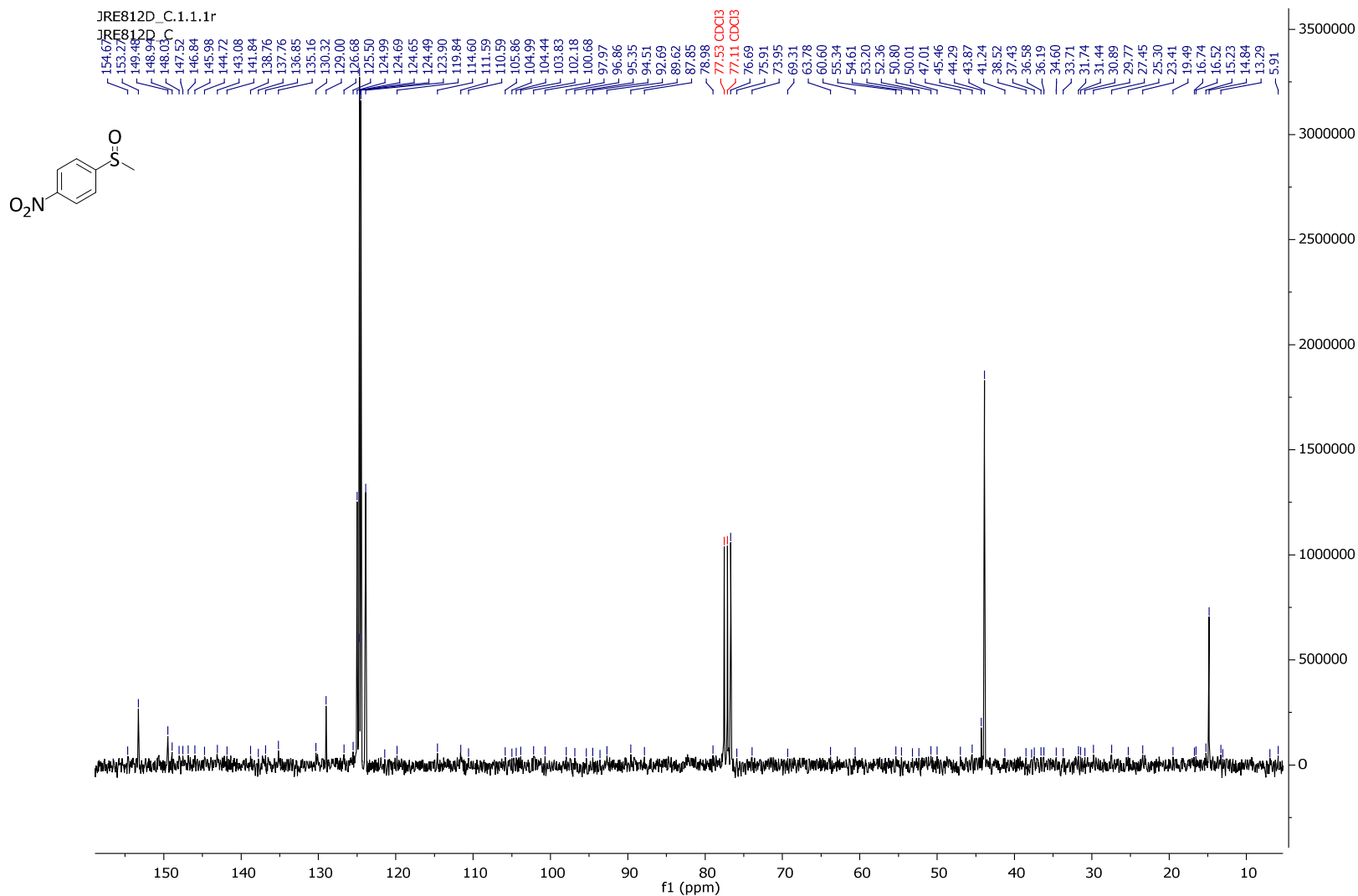




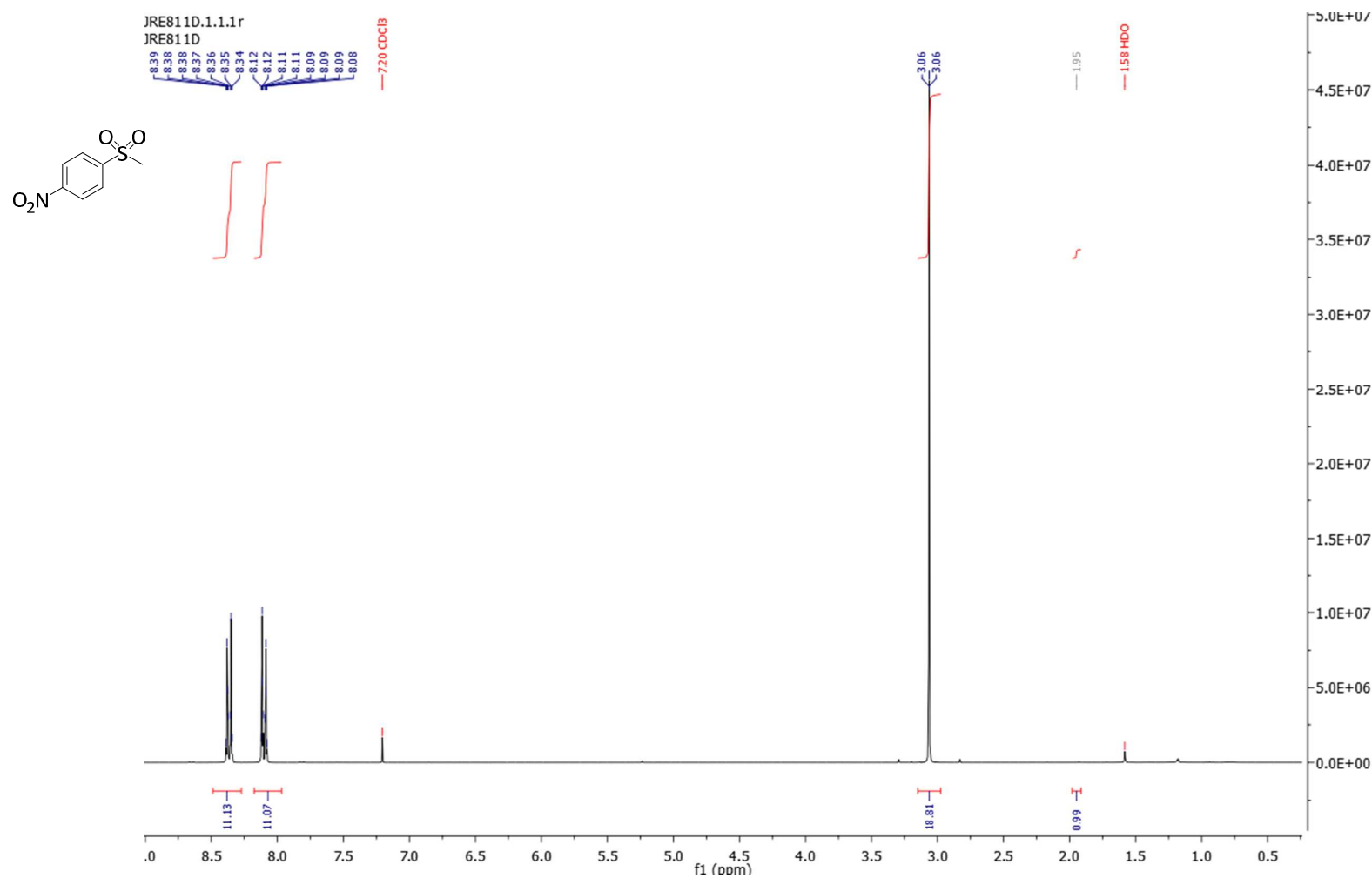
**Figure S19**  $^1\text{H}$  NMR spectrum of the reaction mixture for the selective oxidation of 4-nitrothioanisole in methanol at RT for 15 min using 0.5 mol% **2**.



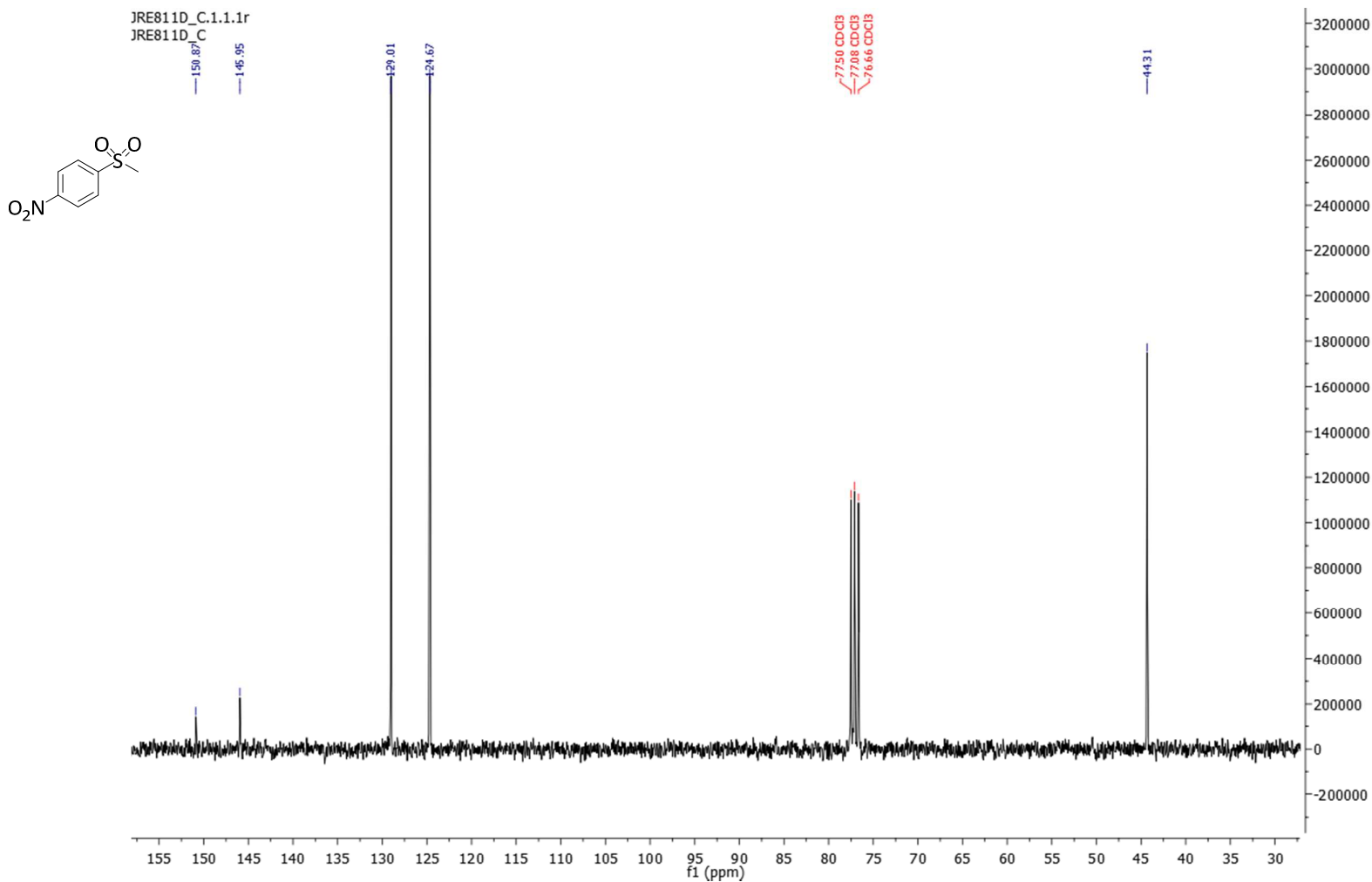
**Figure S20**  $^{13}\text{C}\{^1\text{H}\}$  NMR spectrum of the reaction mixture for the selective oxidation of 4-nitrothioanisole in methanol at RT for 15 min using 0.5 mol% **2**.



**Figure S21**  $^1\text{H}$  NMR spectrum of methyl 4-nitrophenyl sulfone obtained from the oxidation of 4-nitrothioanisole in MeCN using 0.5 mol% **2**.



**Figure S22**  $^{13}\text{C}\{^1\text{H}\}$  NMR spectrum of methyl 4-nitrophenyl sulfone obtained from the oxidation of 4-nitrothioanisole in MeCN using 0.5 mol% **2**.



**Figure S23** Mass spectra for methyl 4-nitrophenyl sulfoxide (left) and methyl 4-nitrophenyl sulfone (right)**Elemental Composition Report****Single Mass Analysis**

Tolerance = 10.0 PPM / DBE: min = -1.5, max = 50.0

Element prediction: Off

Number of isotope peaks used for i-FIT = 3

Monoisotopic Mass, Even Electron Ions

0 formula(e) evaluated with 0 results within limits (up to 50 closest results for each mass)

Elements Used:


C: 8-8 H: 10-10 O: 2-2 <sup>23</sup>Na: 0-1 S: 1-1

direct

24-Oct-2014

10:36:39

JE812d 237 (1.558) Cm (235:243)



Minimum:

Maximum:

5.0

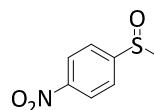
10.0

-1.5

50.0

Mass	Calc. Mass	mDa	PPM	DBE	i-FIT	i-FIT (Norm)	Formula
185.0555	---						

Page 1 of 1

**Elemental Composition Report****Single Mass Analysis**

Tolerance = 10.0 PPM / DBE: min = -1.5, max = 50.0

Element prediction: Off

Number of isotope peaks used for i-FIT = 3

Monoisotopic Mass, Even Electron Ions

2 formula(e) evaluated with 0 results within limits (up to 50 closest results for each mass)

Elements Used:

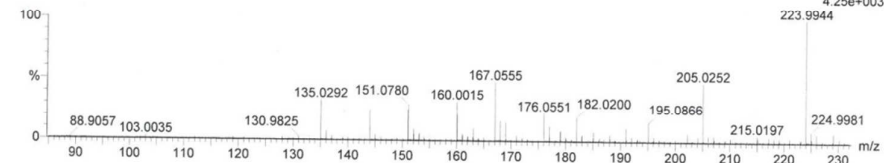
C: 8-8 H: 10-10 O: 2-2 <sup>23</sup>Na: 0-1 S: 1-1

direct

22-Oct-2014

12:14:23

JE811d 62 (0.401) Cm (60:67)



Minimum:

Maximum:

5.0

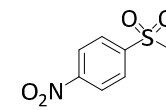
10.0

-1.5

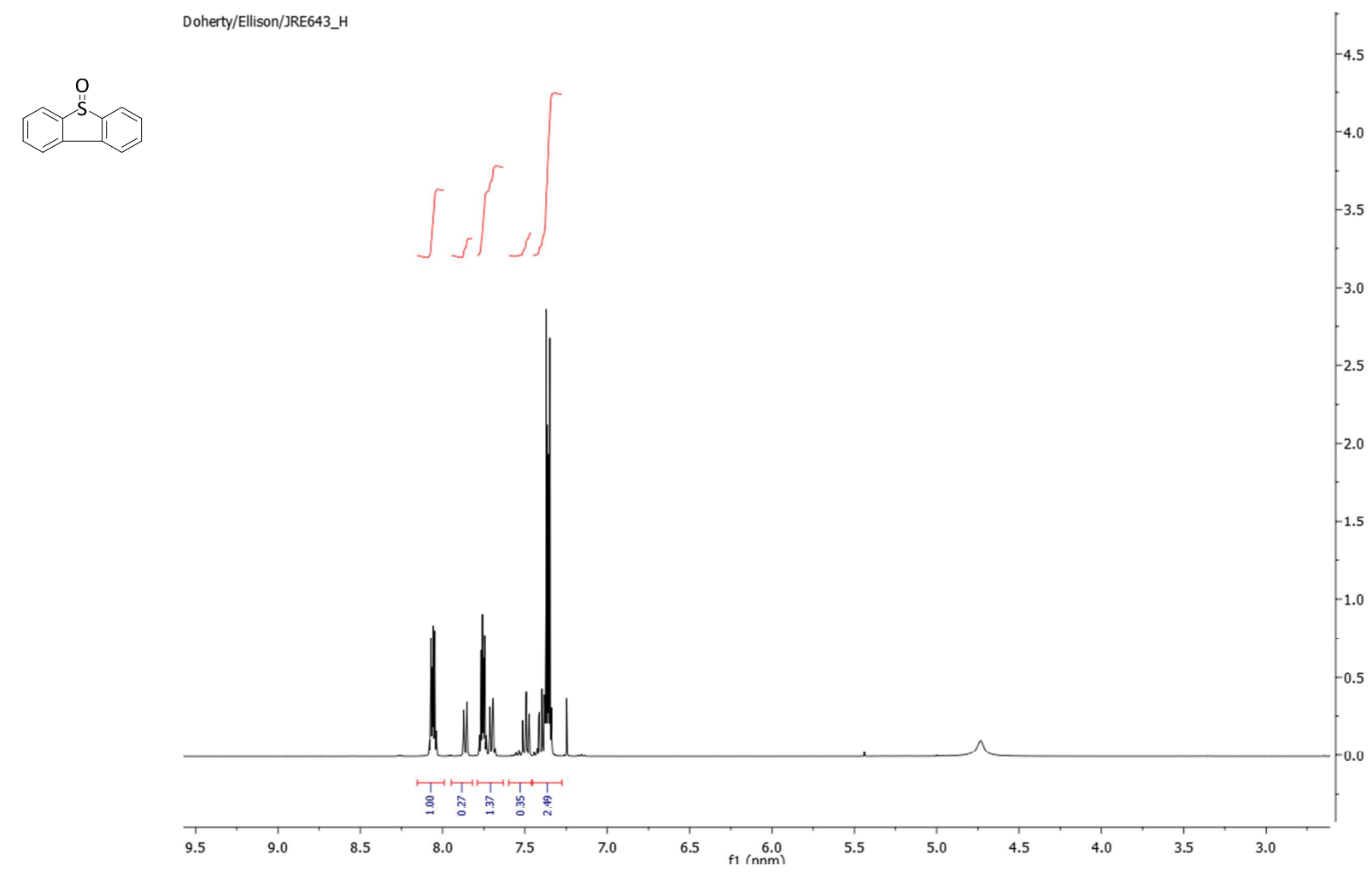
50.0

Mass	Calc. Mass	mDa	PPM	DBE	i-FIT	i-FIT (Norm)	Formula
223.9944	---						

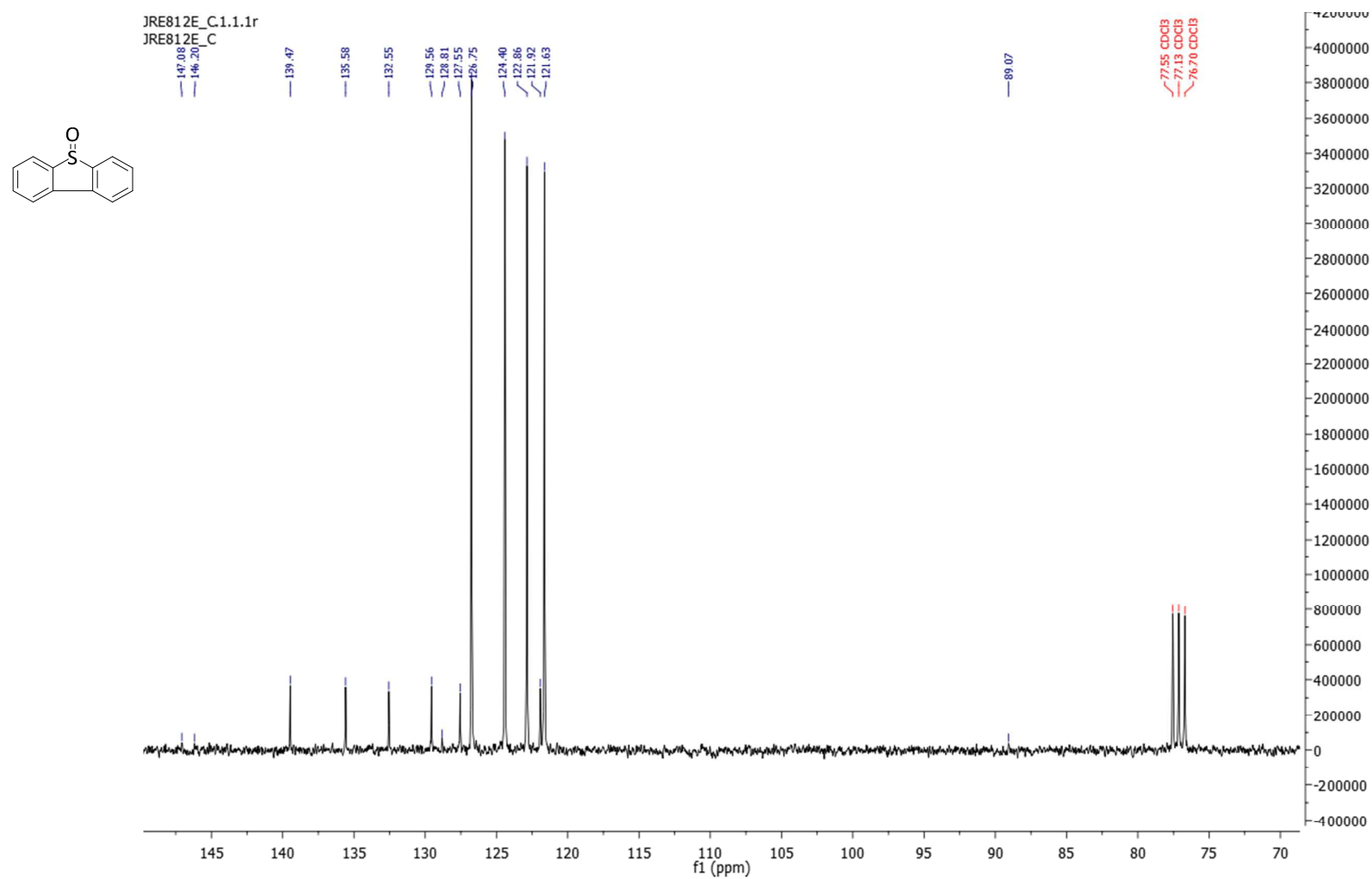
Page 1 of 1



**Figure S24** <sup>1</sup>H NMR spectrum of the reaction mixture for the selective oxidation of dibenzothiophene in methanol at RT for 15 min using 0.5 mol% **2**.

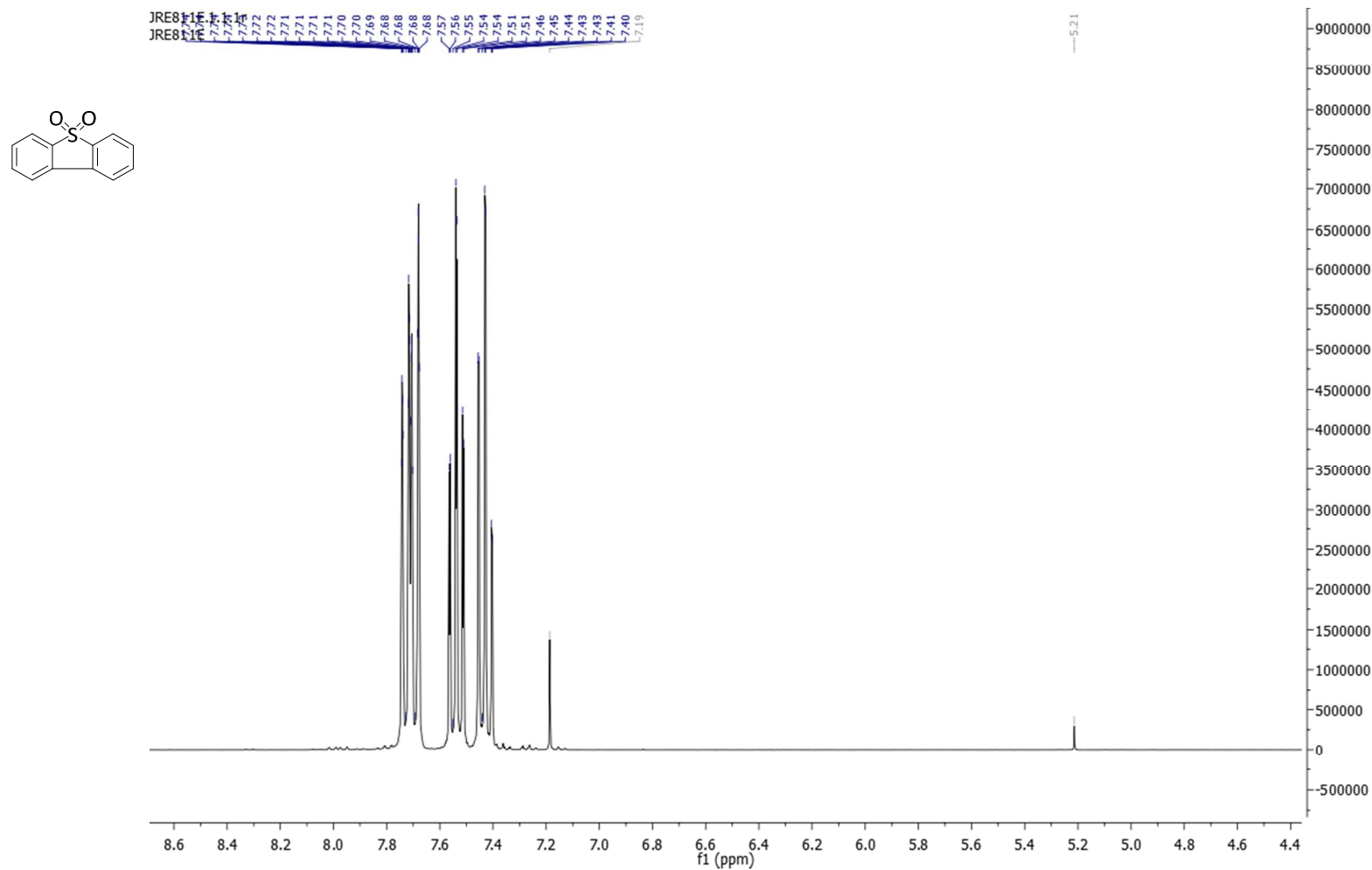


**Figure S25**  $^{13}\text{C}\{^1\text{H}\}$  NMR spectrum of the reaction mixture for the selective oxidation of dibenzothiophene in methanol at RT for 15 min using 0.5 mol% **2**.





**Figure S26**  $^1\text{H}$  NMR spectrum of dibenzothiophene sulfone obtained from the oxidation of dibenzothiophene in MeCN using 0.5 mol% **2**.



**Figure S27**  $^{13}\text{C}\{^1\text{H}\}$  NMR spectrum of dibenzothiophene sulfone obtained from the oxidation of dibenzothiophene in MeCN using 0.5 mol% **2**.

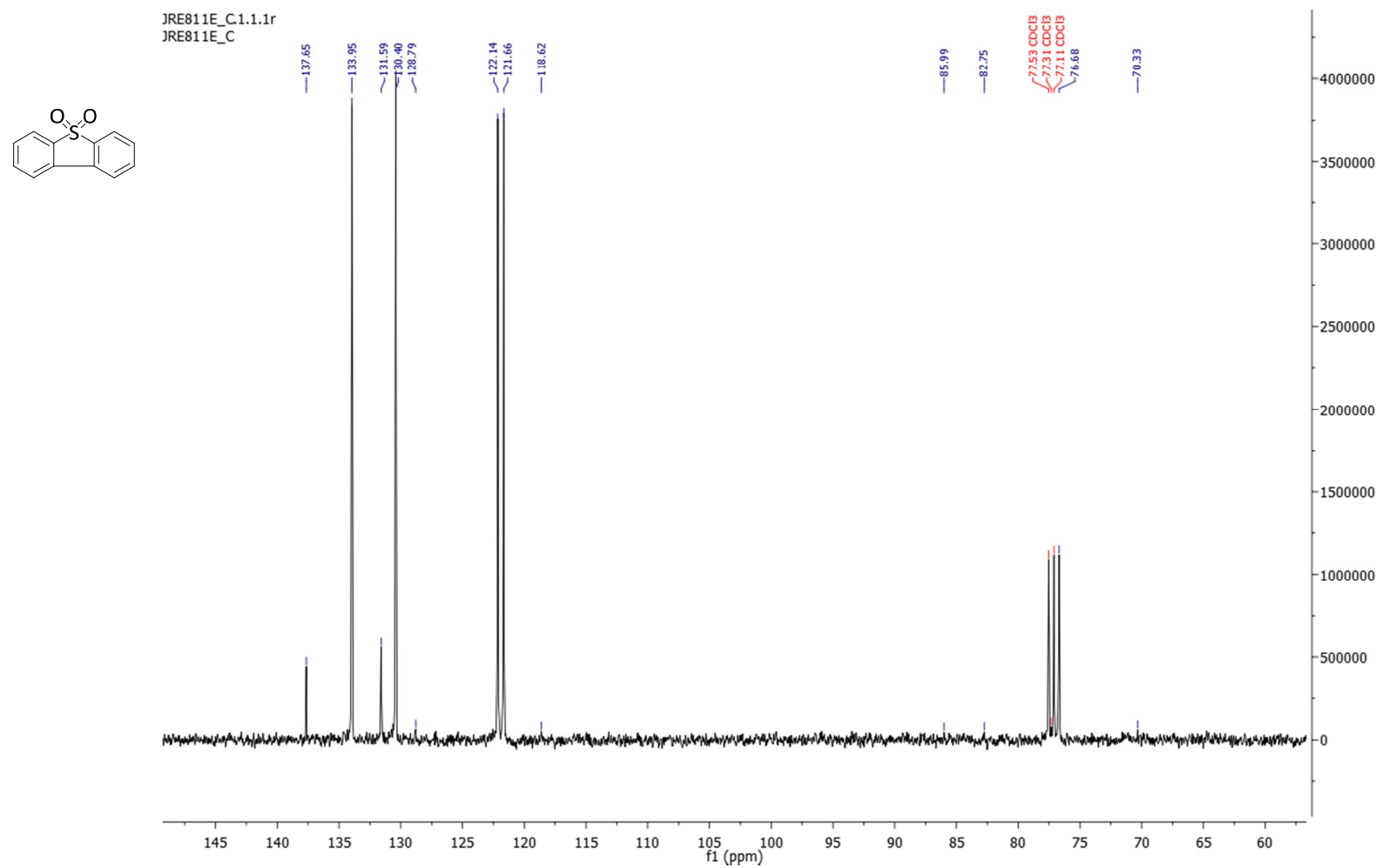


Figure S28 Mass spectra for dibenzothiophene sulfoxide (left) and dibenzothiophene sulfone (right)

## Elemental Composition Report

## Single Mass Analysis

Tolerance = 10.0 PPM / DBE: min = -1.5, max = 50.0

Element prediction: Off

Number of isotope peaks used for i-FIT = 3

Monoisotopic Mass, Even Electron Ions

2 formula(e) evaluated with 0 results within limits (up to 50 closest results for each mass)

Elements Used:

C: 8-8 H: 10-10 O: 2-2 <sup>23</sup>Na: 0-1 S: 1-1

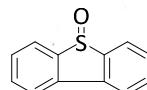
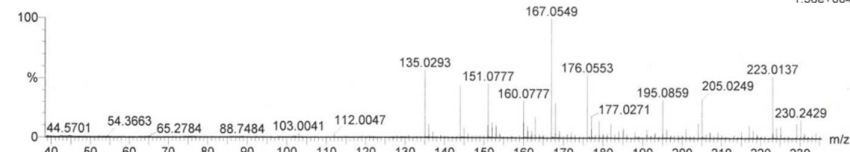
direct

22-Oct-2014

12:22:07

JE812e 205 (1.338) Cm (181:230)

Page 1 of 1

1: TOF MS ES+  
1.56e+004

Minimum:				-1.5			
Maximum:		5.0	10.0	50.0			
Mass	Calc. Mass	mDa	PPM	DBE	i-FIT	i-FIT (Norm)	Formula
223.0137	---						

## Elemental Composition Report

Page 1 of 1

## Single Mass Analysis

Tolerance = 10.0 PPM / DBE: min = -1.5, max = 50.0

Element prediction: Off

Number of isotope peaks used for i-FIT = 3

Monoisotopic Mass, Even Electron Ions

2 formula(e) evaluated with 0 results within limits (up to 50 closest results for each mass)

Elements Used:

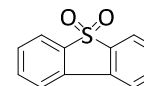
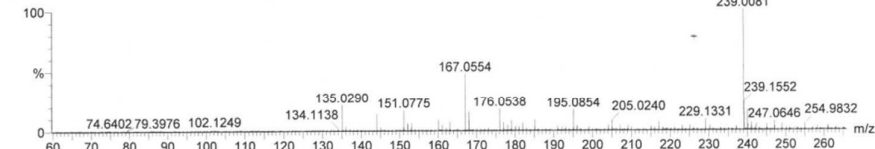
C: 8-8 H: 10-10 O: 2-2 <sup>23</sup>Na: 0-1 S: 1-1

direct

22-Oct-2014

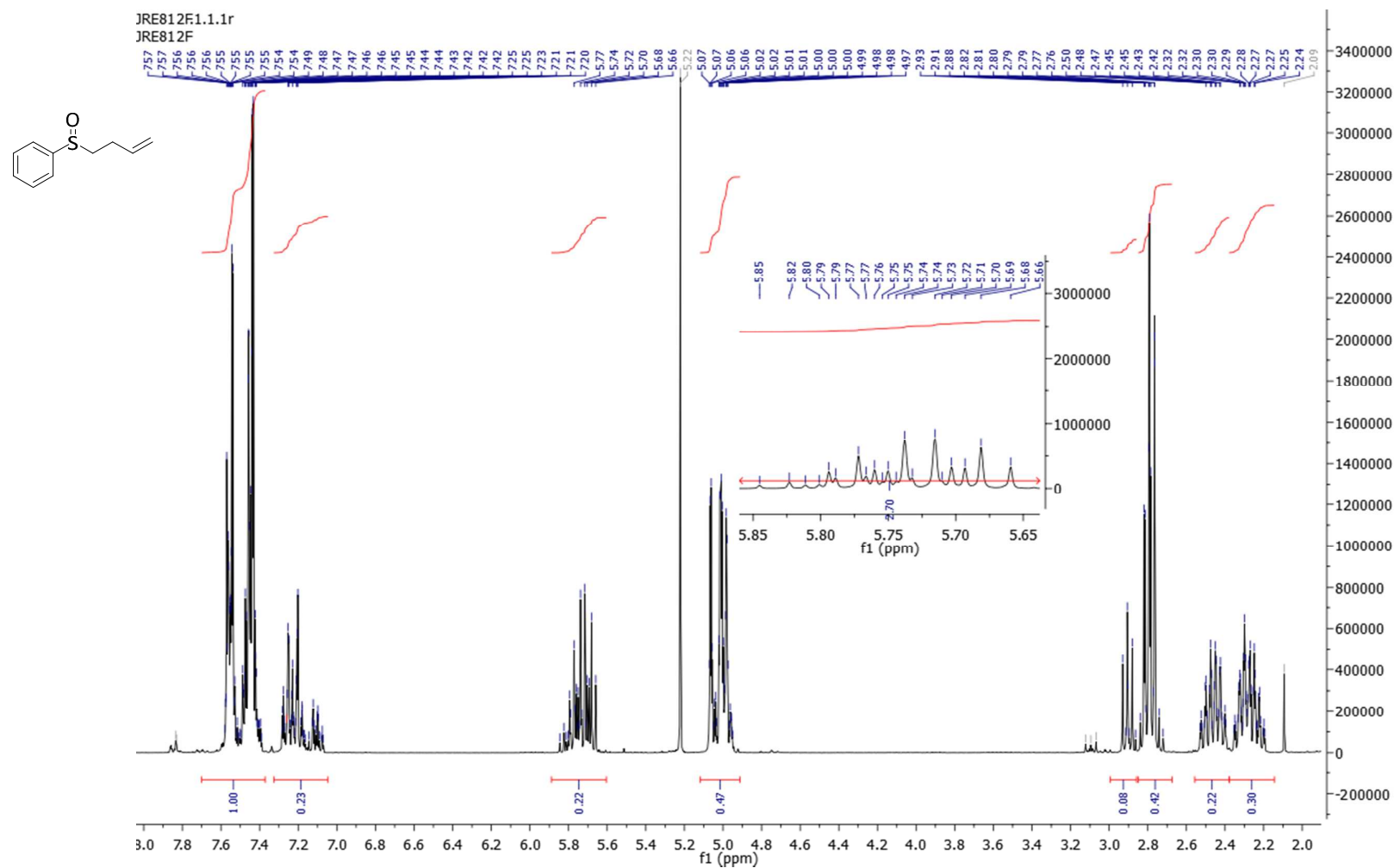
12:30:12

JE811e 303 (1.980)

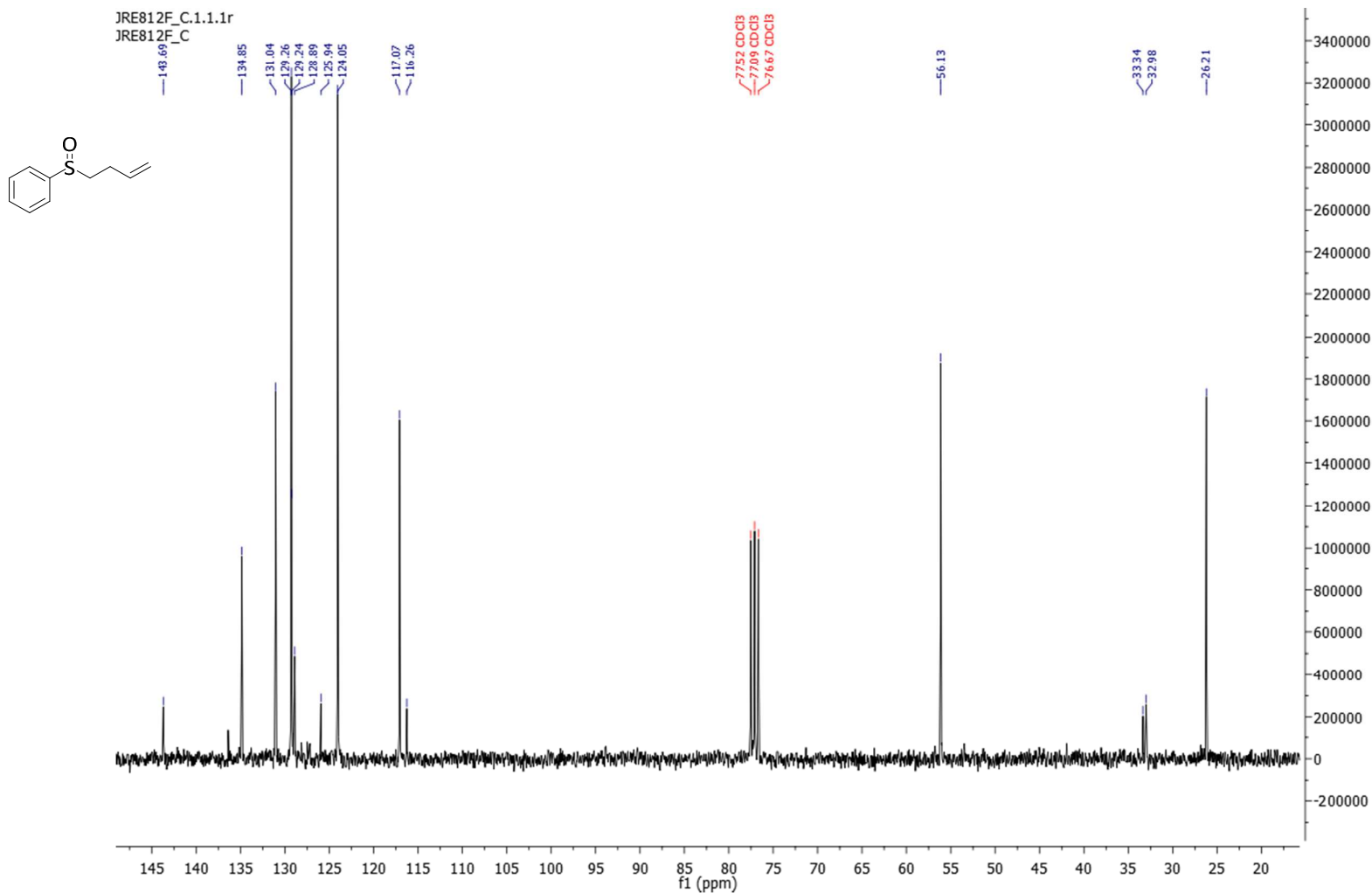
1: TOF MS ES+  
5.32e+002

Minimum:				-1.5			
Maximum:		5.0	10.0	50.0			
Mass	Calc. Mass	mDa	PPM	DBE	i-FIT	i-FIT (Norm)	Formula
239.0081	---						

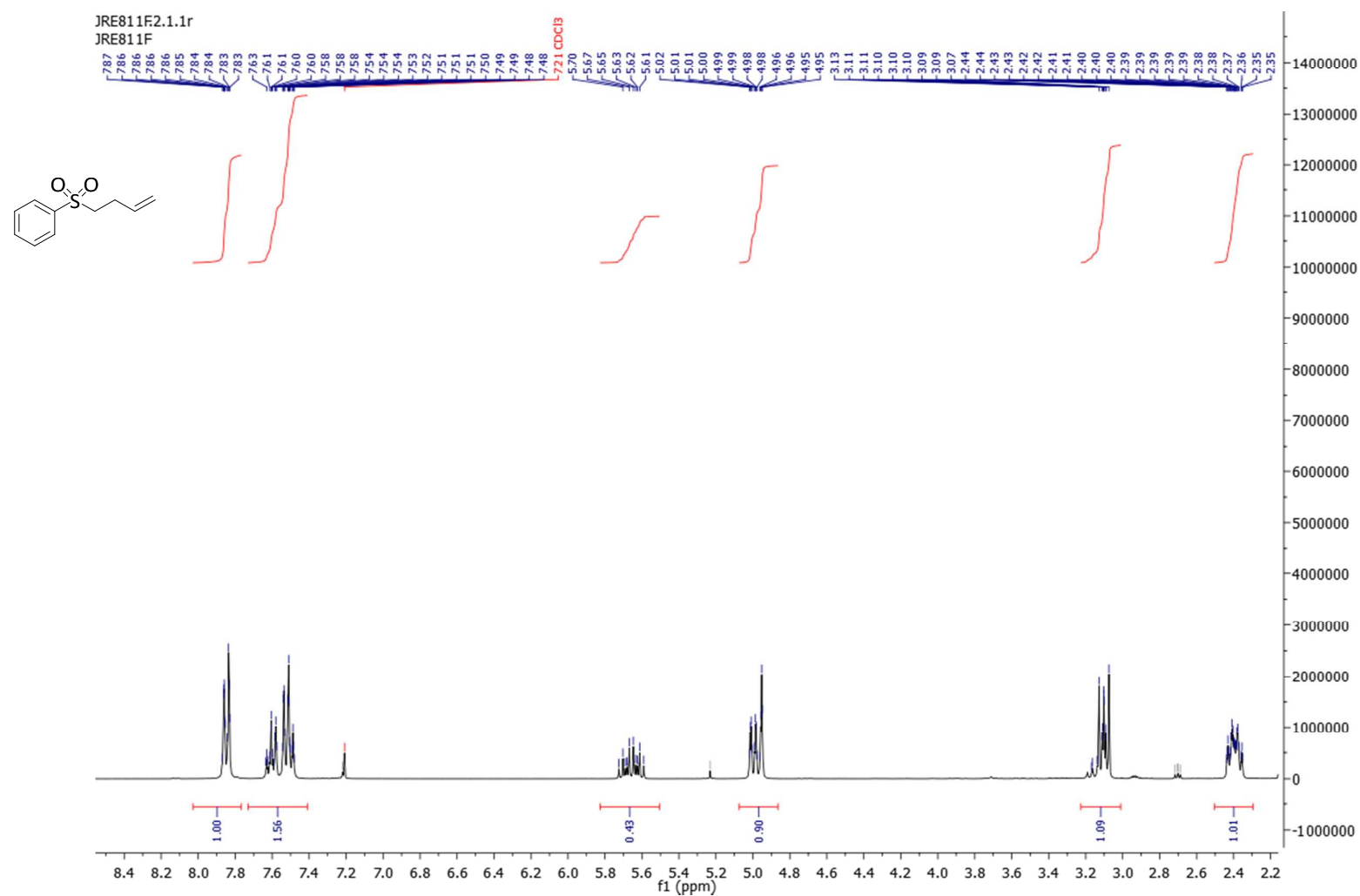
**Figure S29**  $^1\text{H}$  NMR spectrum of the reaction mixture for the selective oxidation of homoallyl phenyl sulfide in methanol at RT for 15 min using 0.5 mol% **2**.



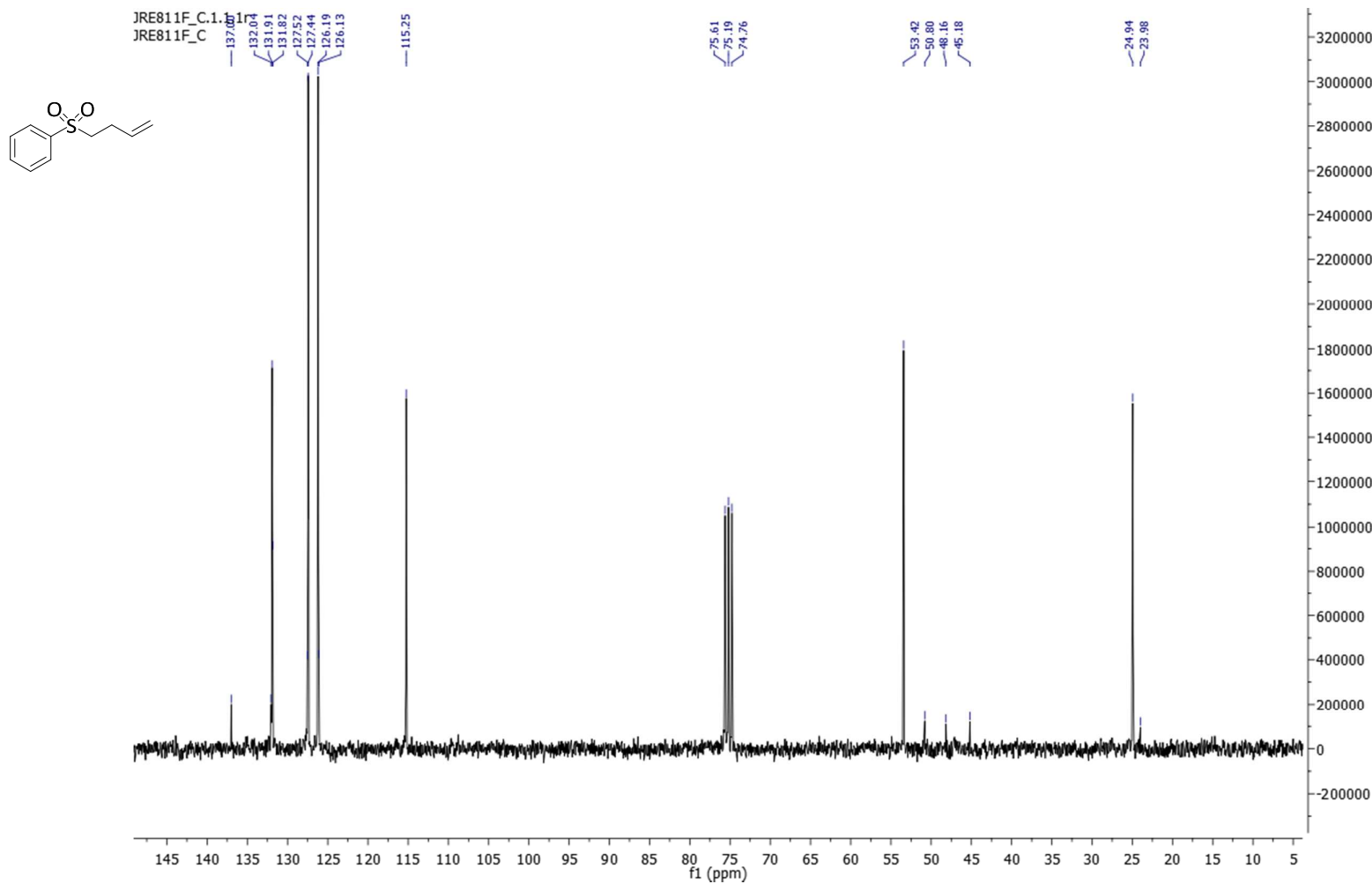
**Figure S30**  $^{13}\text{C}\{^1\text{H}\}$  NMR spectrum of the reaction mixture for the selective oxidation of homoallyl phenyl sulfide in methanol at RT for 15 min using 0.5 mol% **2**.



**Figure S31**  $^1\text{H}$  NMR spectrum of homoallyl phenyl sulfone obtained from the oxidation of dibenzothiophene in MeCN using 0.5 mol% **2**.



**Figure S32**  $^{13}\text{C}\{^1\text{H}\}$  NMR spectrum of homoallyl phenyl sulfone obtained from the oxidation of dibenzothiophene in MeCN using 0.5 mol% **2**.





**Figure S33** Mass spectra for homoallyl phenyl sulfoxide (left) and homoallyl phenyl sulfone (right)**Elemental Composition Report**

Page 1 of 1

**Single Mass Analysis**

Tolerance = 10.0 PPM / DBE: min = -1.5, max = 50.0

Element prediction: Off

Number of isotope peaks used for i-FIT = 3

Monoisotopic Mass, Even Electron Ions

1 formula(e) evaluated with 0 results within limits (up to 50 closest results for each mass)

Elements Used:

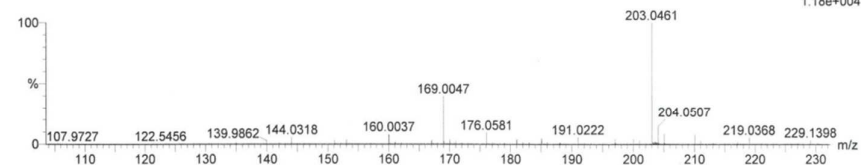
C: 8-8 H: 10-10 O: 2-2 <sup>23</sup>Na: 0-1 S: 1-1

direct

22-Oct-2014

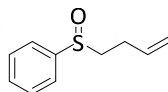
1:8:3

JE812f 40 (0.260) Cm (40:44)



Minimum: -1.5  
Maximum: 50.0

Mass	Calc. Mass	mDa	PPM	DBE	i-FIT	i-FIT (Norm)	Formula
203.0461	---						

**Elemental Composition Report**

Page 1 of 1

**Single Mass Analysis**

Tolerance = 10.0 PPM / DBE: min = -1.5, max = 50.0

Element prediction: Off

Number of isotope peaks used for i-FIT = 3

Monoisotopic Mass, Even Electron Ions

2 formula(e) evaluated with 0 results within limits (up to 50 closest results for each mass)

Elements Used:

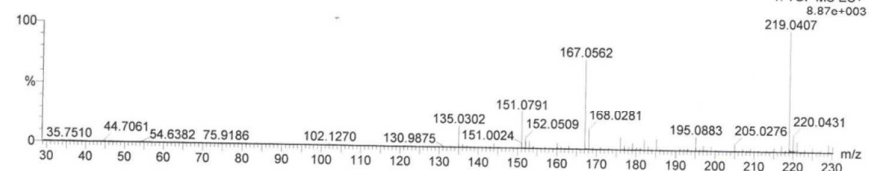
C: 8-8 H: 10-10 O: 2-2 <sup>23</sup>Na: 0-1 S: 1-1

direct

22-Oct-2014

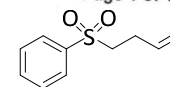
12:40:08

JE811f 30 (0.197) Cm (30:36)

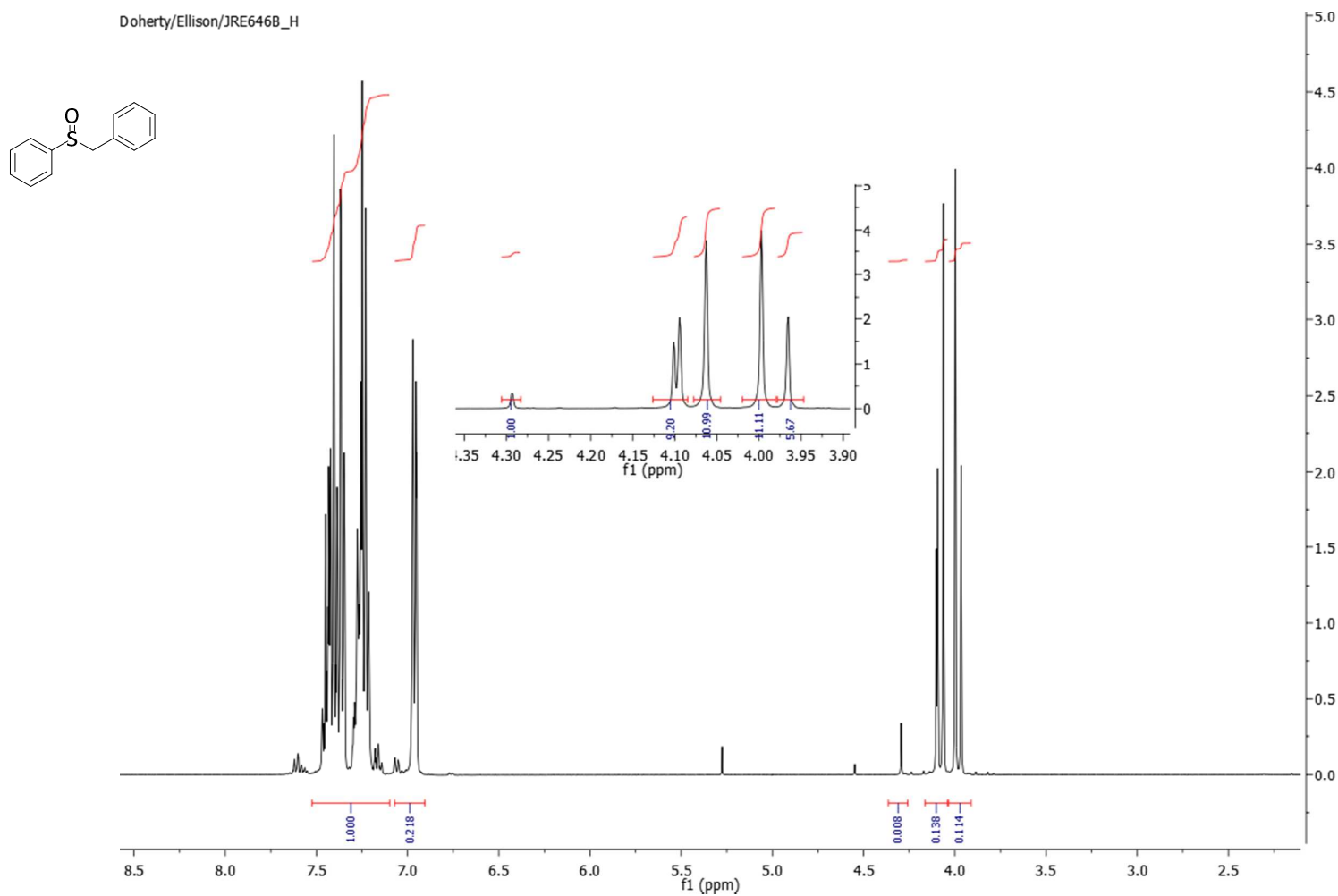


Minimum: -1.5  
Maximum: 50.0

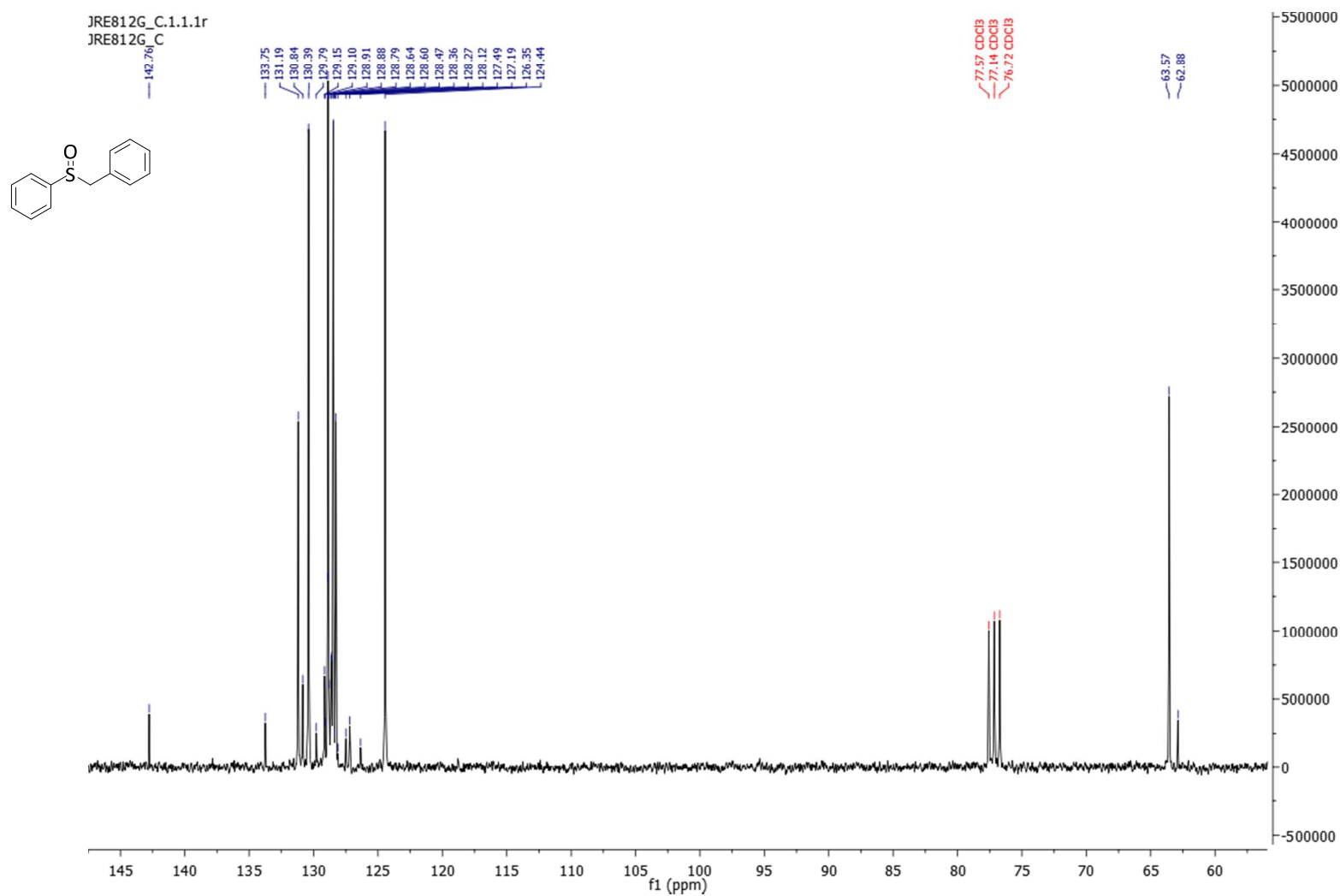
Mass	Calc. Mass	mDa	PPM	DBE	i-FIT	i-FIT (Norm)	Formula
219.0407	---						



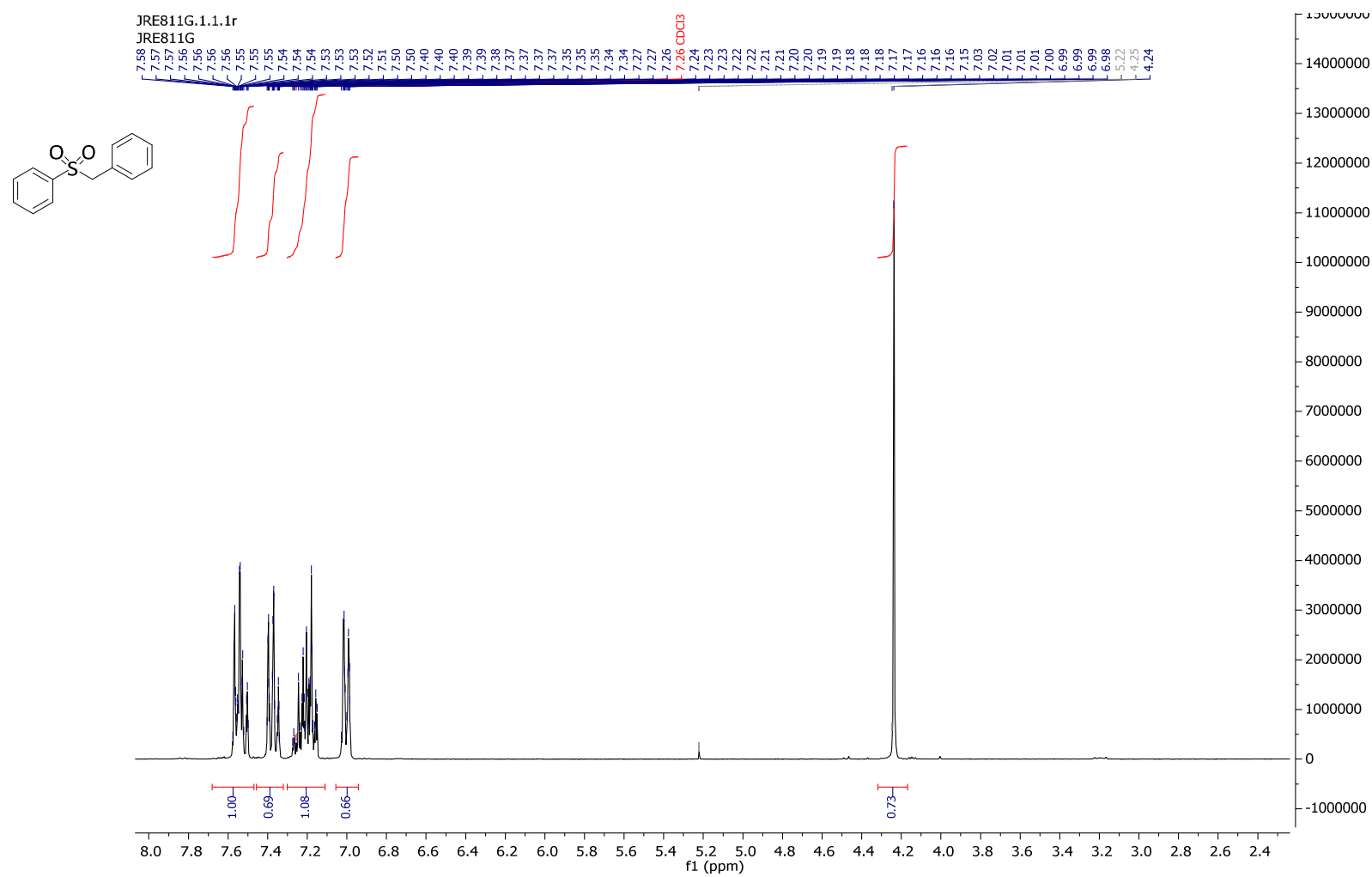
**Figure S34**  $^1\text{H}$  NMR spectrum of the reaction mixture for the selective oxidation of benzyl phenyl sulfide in methanol at RT for 15 min using 0.5 mol% **2**.



**Figure S35**  $^{13}\text{C}\{^1\text{H}\}$  NMR spectrum of the reaction mixture for the selective oxidation of benzyl phenyl sulfide in methanol at RT for 15 min using 0.5 mol% **2**.



**Figure S36**  $^1\text{H}$  NMR spectrum of benzyl phenyl sulfone obtained from the oxidation of benzyl phenyl sulfide in MeCN using 0.5 mol% **2**.



**Figure S37**  $^{13}\text{C}\{^1\text{H}\}$  NMR spectrum of benzyl phenyl sulfone obtained from the oxidation of benzyl phenyl sulfide in MeCN using 0.5 mol% **2**.

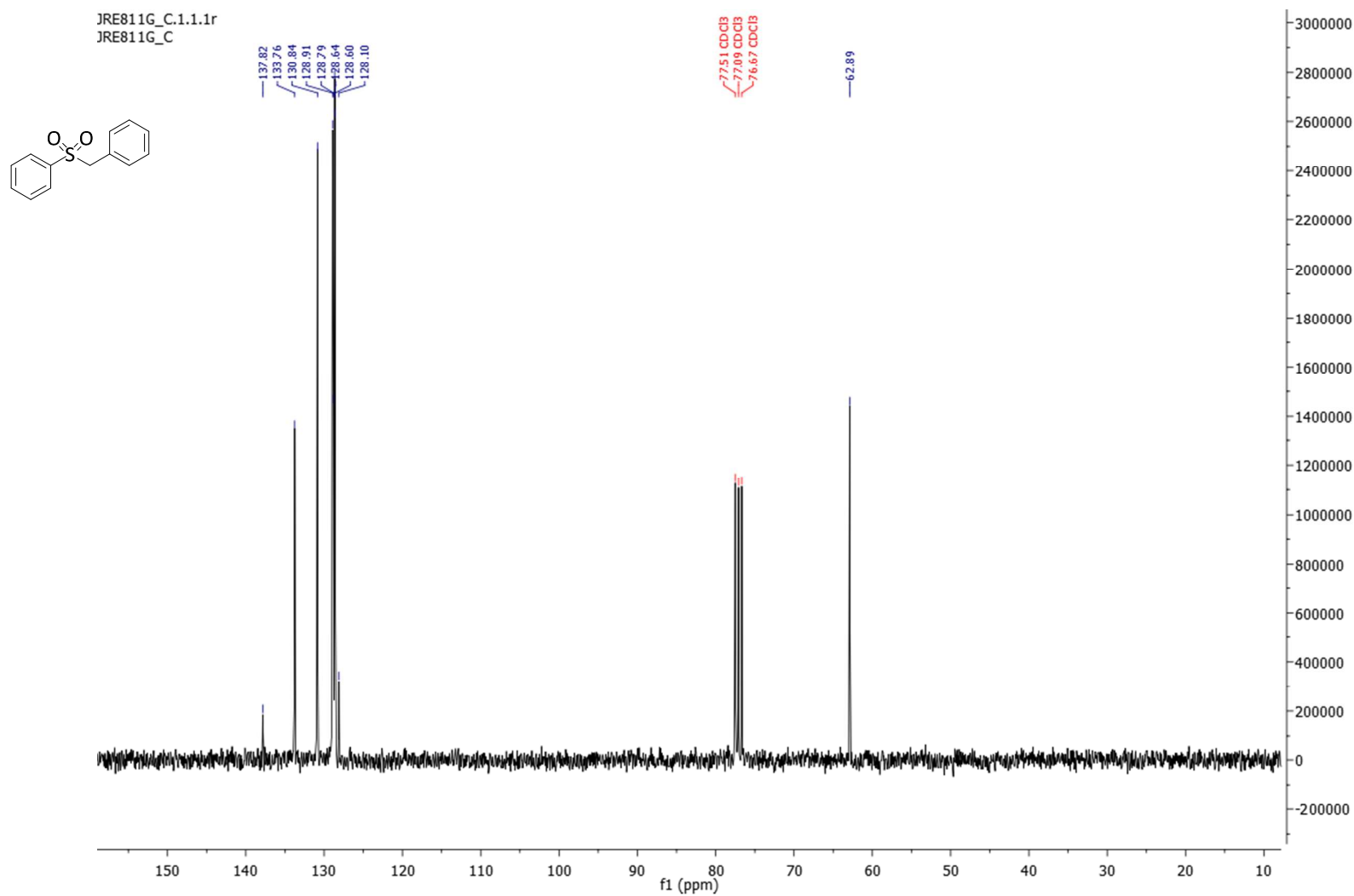


Figure S38 Mass spectra for benzyl phenyl sulfoxide (left) and benzyl phenyl sulfone (right)

## Elemental Composition Report

Page 1 of 1

## Single Mass Analysis

Tolerance = 10.0 PPM / DBE: min = -1.5, max = 50.0

Element prediction: Off

Number of isotope peaks used for i-FIT = 3

Monoisotopic Mass, Even Electron Ions

2 formula(e) evaluated with 0 results within limits (up to 50 closest results for each mass)

Elements Used:

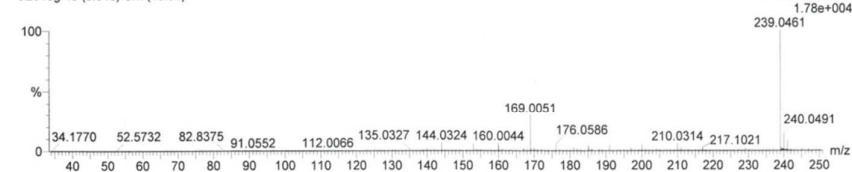
C: 8-8 H: 10-10 O: 2-2 <sup>23</sup>Na: 0-1 S: 1-1

direct

22-Oct-2014

2:6:3

JE813g 48 (0.316) Cm (48:54)



Minimum:

Maximum:

5.0

10.0

-1.5

50.0

Mass	Calc. Mass	mDa	PPM	DBE	i-FIT	i-FIT (Norm)	Formula
239.0461	---						

## Elemental Composition Report

Page 1 of 1

## Single Mass Analysis

Tolerance = 10.0 PPM / DBE: min = -1.5, max = 50.0

Element prediction: Off

Number of isotope peaks used for i-FIT = 3

Monoisotopic Mass, Even Electron Ions

2 formula(e) evaluated with 0 results within limits (up to 50 closest results for each mass)

Elements Used:

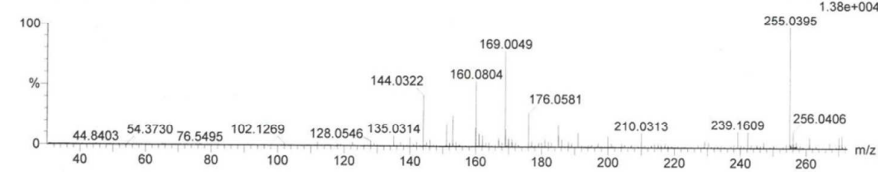
C: 8-8 H: 10-10 O: 2-2 <sup>23</sup>Na: 0-1 S: 1-1

direct

22-Oct-2014

12:47:11

JE811g 49 (0.322) Cm (43:53)



Minimum:

Maximum:

5.0

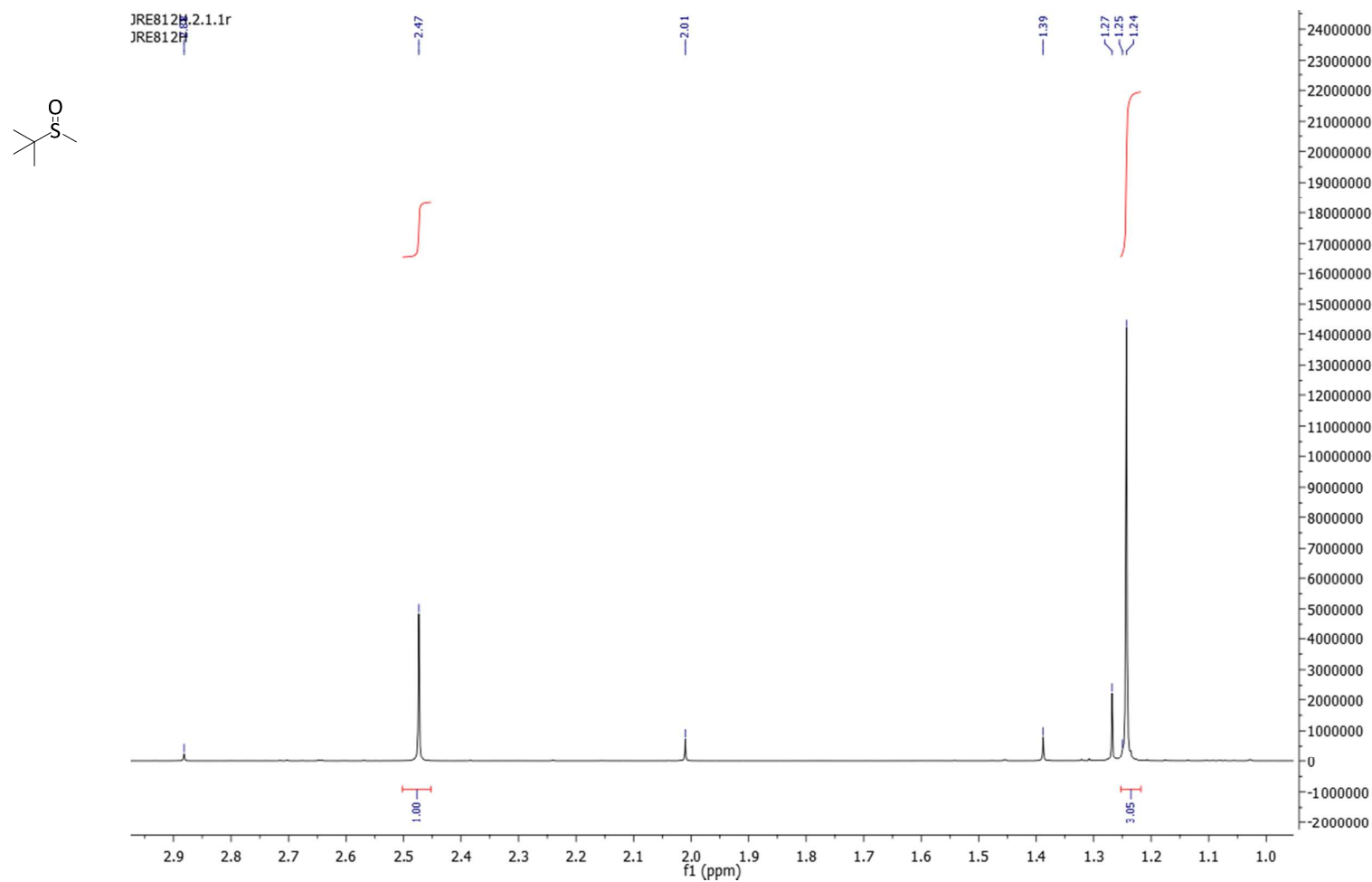
10.0

-1.5

50.0

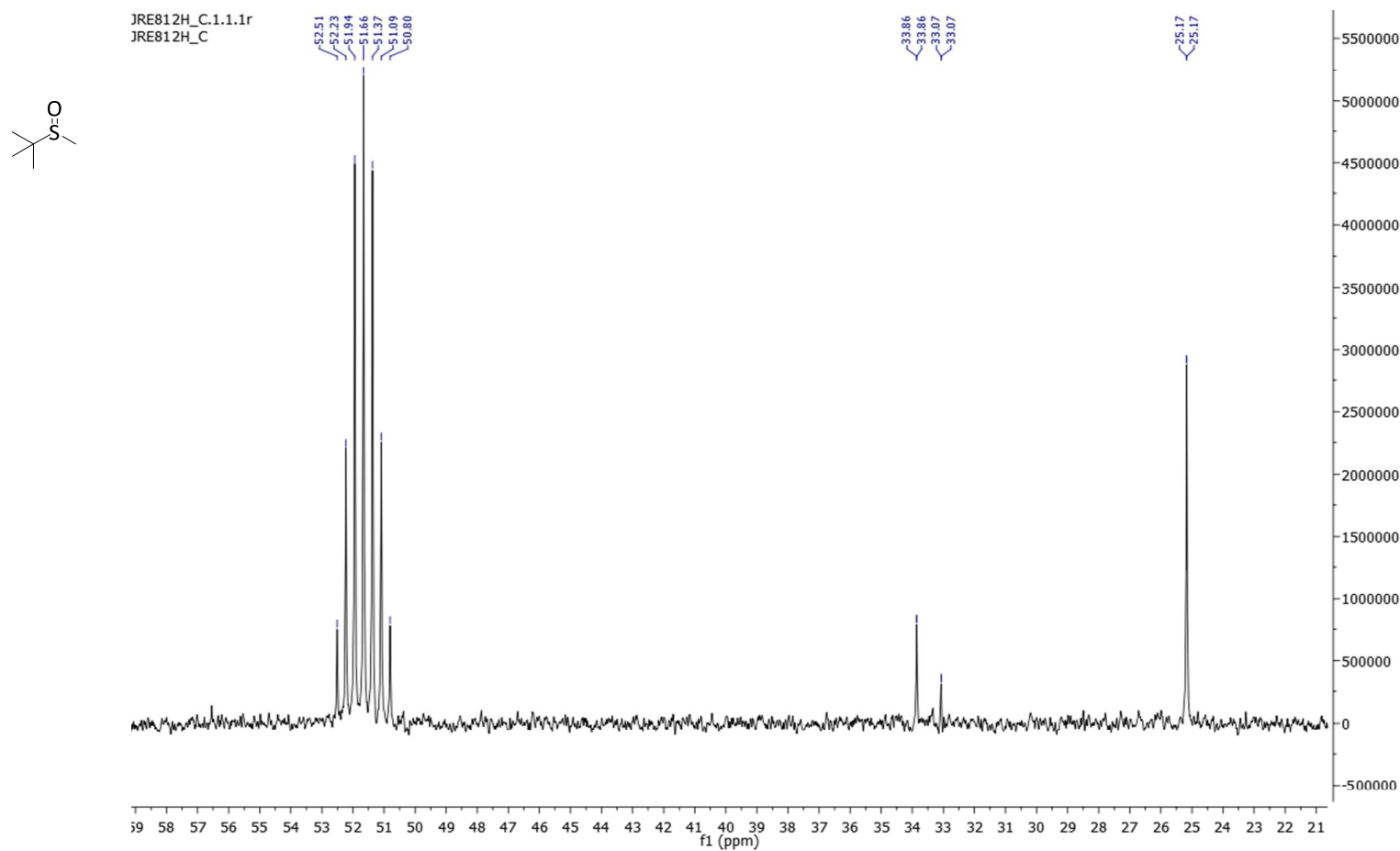
Mass	Calc. Mass	mDa	PPM	DBE	i-FIT	i-FIT (Norm)	Formula
255.0395	---						

**Figure S39**  $^1\text{H}$  NMR spectrum of the reaction mixture for the selective oxidation of *tert*-butyl methyl sulfide in methanol at RT for 15 min using 0.5 mol% **2**.

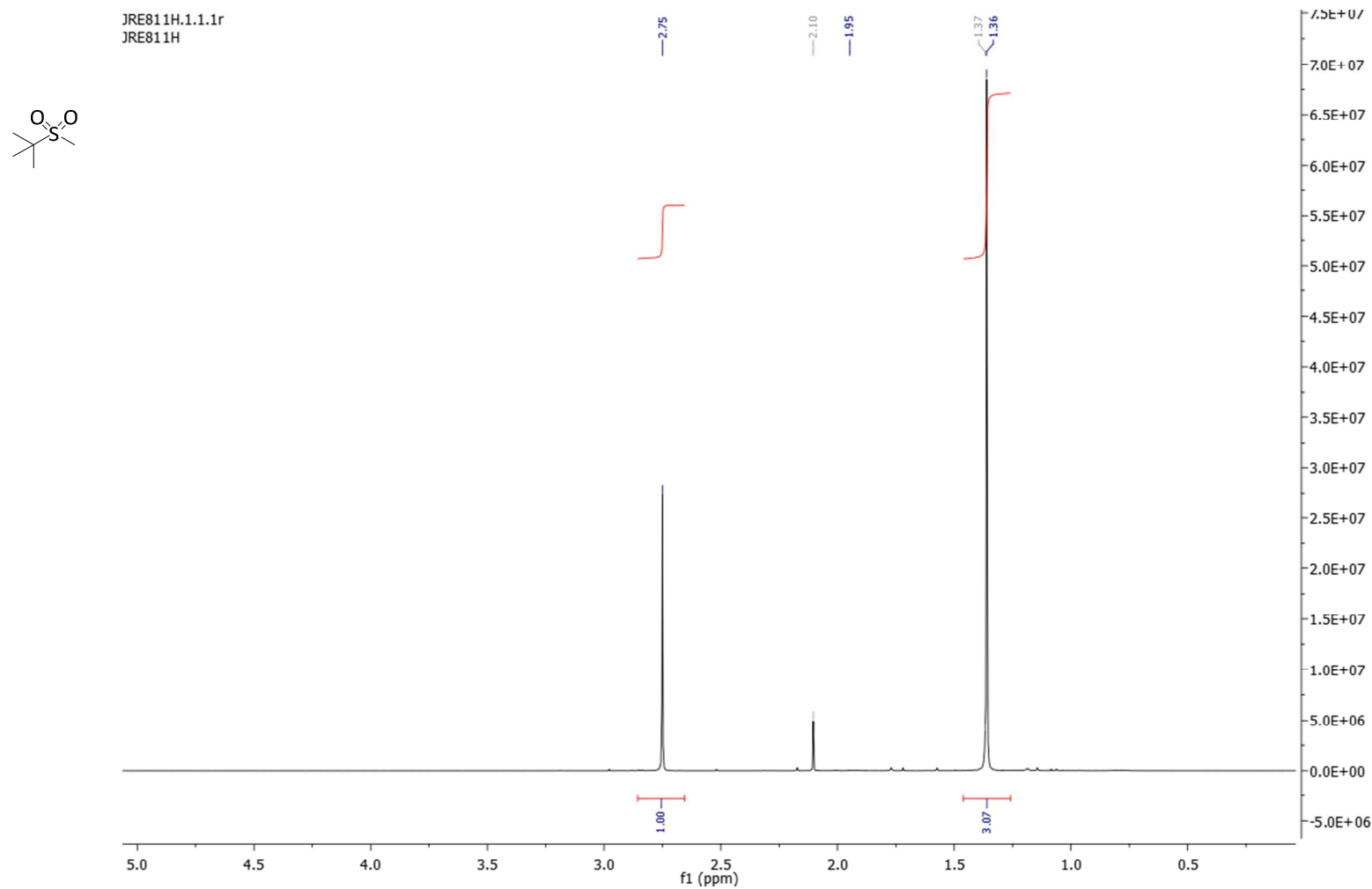




**Figure S40**  $^{13}\text{C}\{^1\text{H}\}$  NMR spectrum of the reaction mixture for the selective oxidation of *tert*-butyl methyl sulfide in methanol at RT for 15 min using 0.5 mol% **2**.



**Figure S41**  $^1\text{H}$  NMR spectrum of *tert*-butyl methyl sulfone obtained from the oxidation of *tert*-butyl methyl sulfide in MeCN using 0.5 mol% 2.



**Figure S42**  $^{13}\text{C}\{^1\text{H}\}$  NMR spectrum of *tert*-butyl methyl sulfone obtained from the oxidation of *tert*-butyl methyl sulfide in MeCN using 0.5 mol% 2.

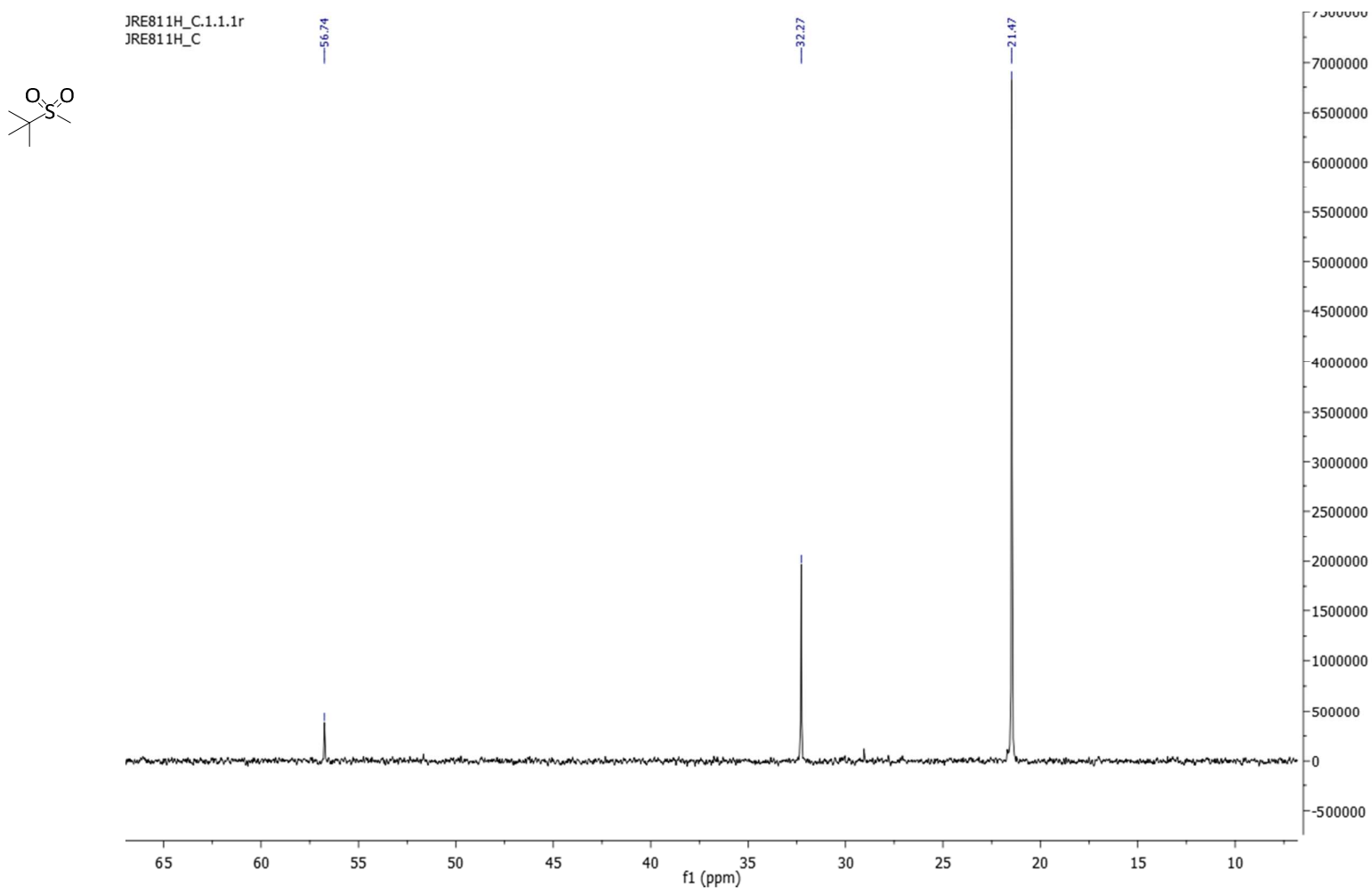


Figure S43 Mass spectra for *tert*-butyl methyl sulfoxide (left) and *tert*-butyl methyl sulfone (right)

## Elemental Composition Report

## Single Mass Analysis

Tolerance = 10.0 PPM / DBE: min = -1.5, max = 50.0

Element prediction: Off

Number of isotope peaks used for i-FIT = 3

Monoisotopic Mass, Even Electron Ions

2 formula(e) evaluated with 0 results within limits (up to 50 closest results for each mass)

Elements Used:

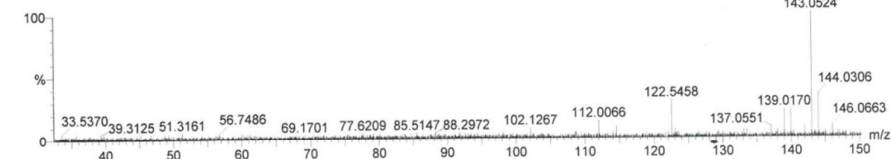
C: 8-8 H: 10-10 O: 2-2 23Na: 0-1 S: 1-1

direct

24-Oct-2014

10:20:54

JE812h 56 (0.368)



Minimum: -1.5  
Maximum: 50.0

Mass	Calc. Mass	mDa	PPM	DBE	i-FIT	i-FIT (Norm)	Formula
143.0524	---						

Page 1 of 1



## Elemental Composition Report

## Single Mass Analysis

Tolerance = 10.0 PPM / DBE: min = -1.5, max = 50.0

Element prediction: Off

Number of isotope peaks used for i-FIT = 3

Monoisotopic Mass, Even Electron Ions

2 formula(e) evaluated with 0 results within limits (up to 50 closest results for each mass)

Elements Used:

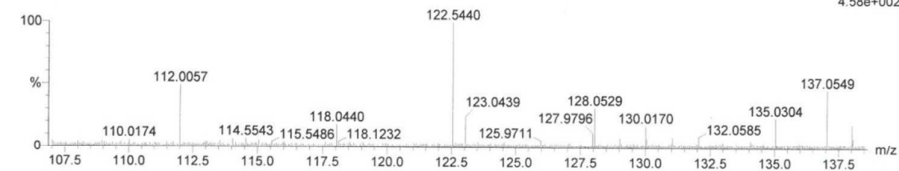
C: 8-8 H: 10-10 O: 2-2 23Na: 0-1 S: 1-1

direct

22-Oct-2014

12:54:02

JE811h 92 (0.604) Cm (92:99)



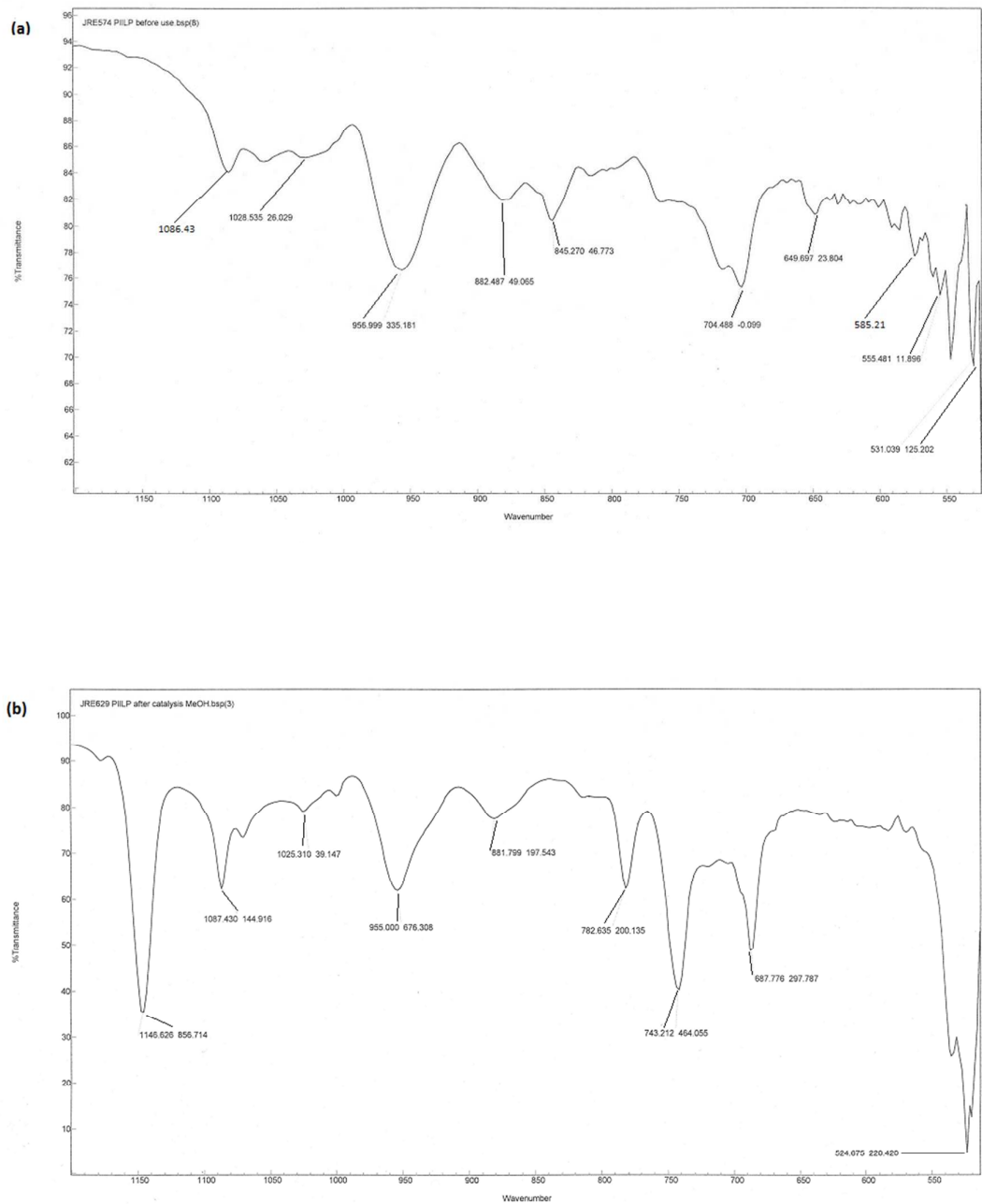
Minimum: -1.5  
Maximum: 50.0

Mass	Calc. Mass	mDa	PPM	DBE	i-FIT	i-FIT (Norm)	Formula
139.9849	---						

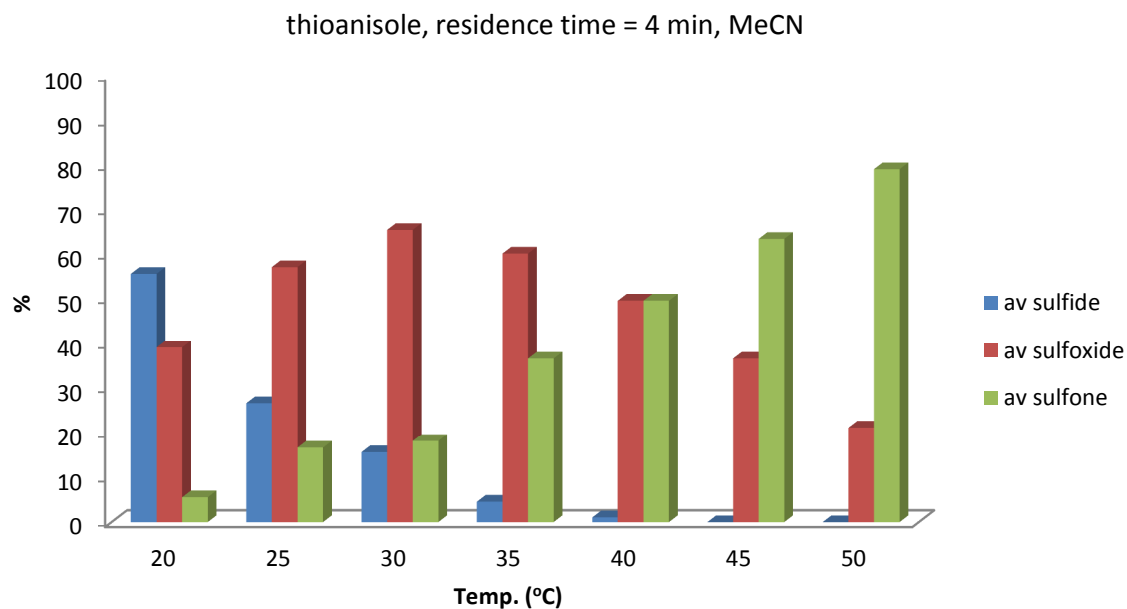
Page 1 of 1



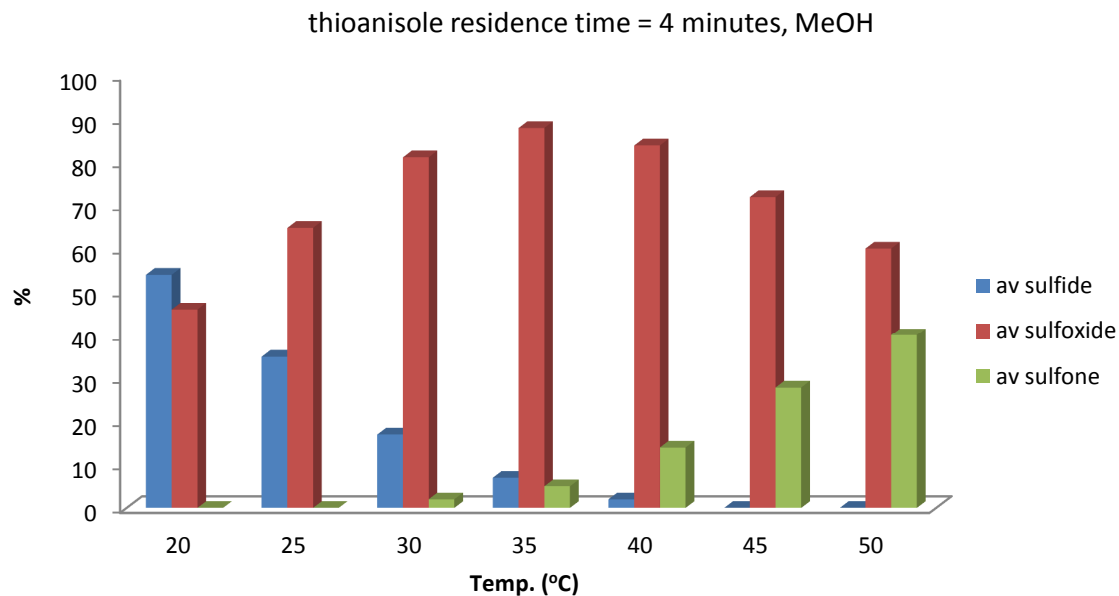
**Figure S44** FT-IR Spectra of (a) fresh  $[\text{PO}_4\{\text{WO}(\text{O}_2)_2\}_4]@\text{PIILP}$  (**2**) and (b) catalyst isolated after the 6<sup>th</sup> run of a methanol recycle experiment.



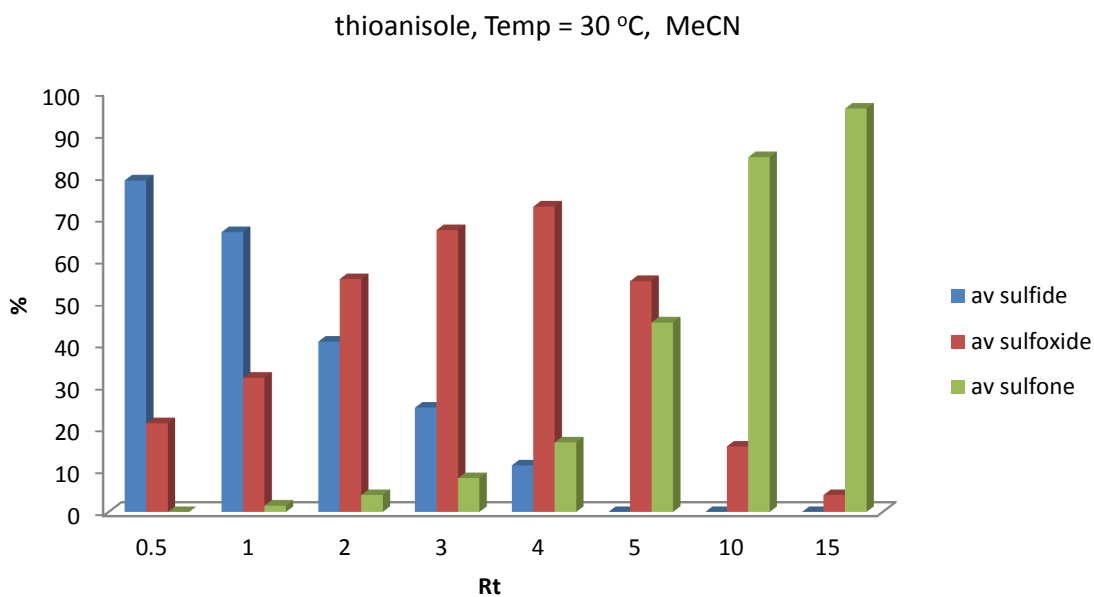
**Figure S45** Conversion-selectivity profile as a function of temperature for the continuous flow  $[\text{PO}_4\{\text{WO}(\text{O}_2)_2\}_4]@\text{PIILP}$ -catalysed sulfoxidation of thioanisole in acetonitrile with a residence time of 4 min



**Figure S46** Conversion-selectivity profile as a function of temperature for the continuous flow  $[\text{PO}_4\{\text{WO}(\text{O}_2)_2\}_4]@\text{PIILP}$ -catalysed sulfoxidation of thioanisole in methanol with a residence time of 4 min

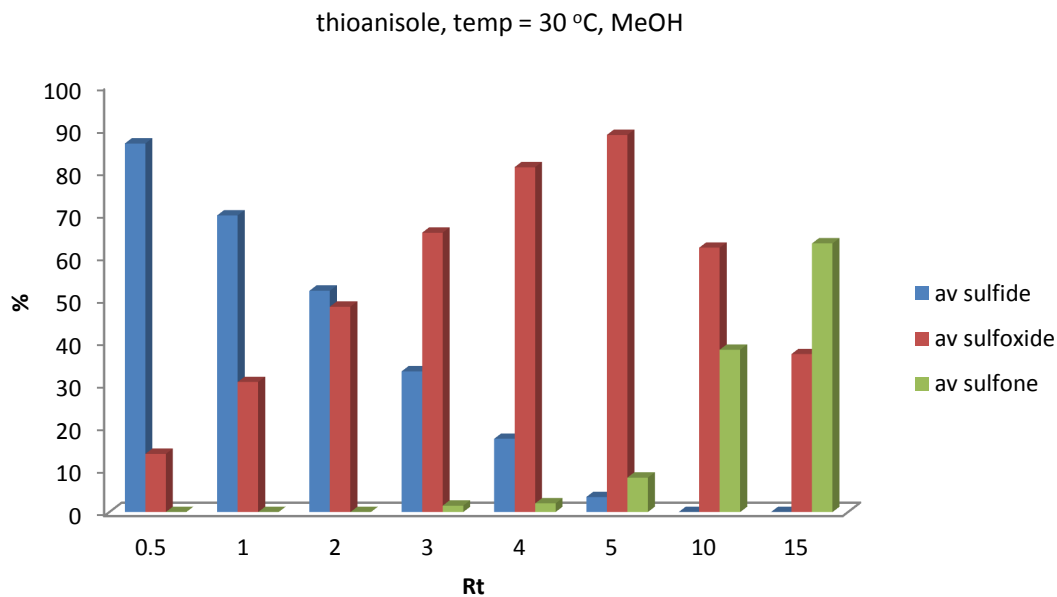


**Figure S47** Conversion-selectivity profile as a function of residence time for the  $[\text{PO}_4\{\text{WO}(\text{O}_2)_2\}_4]@\text{PIILP}$ -catalyzed sulfoxidation of thioanisole in acetonitrile at 30 °C.

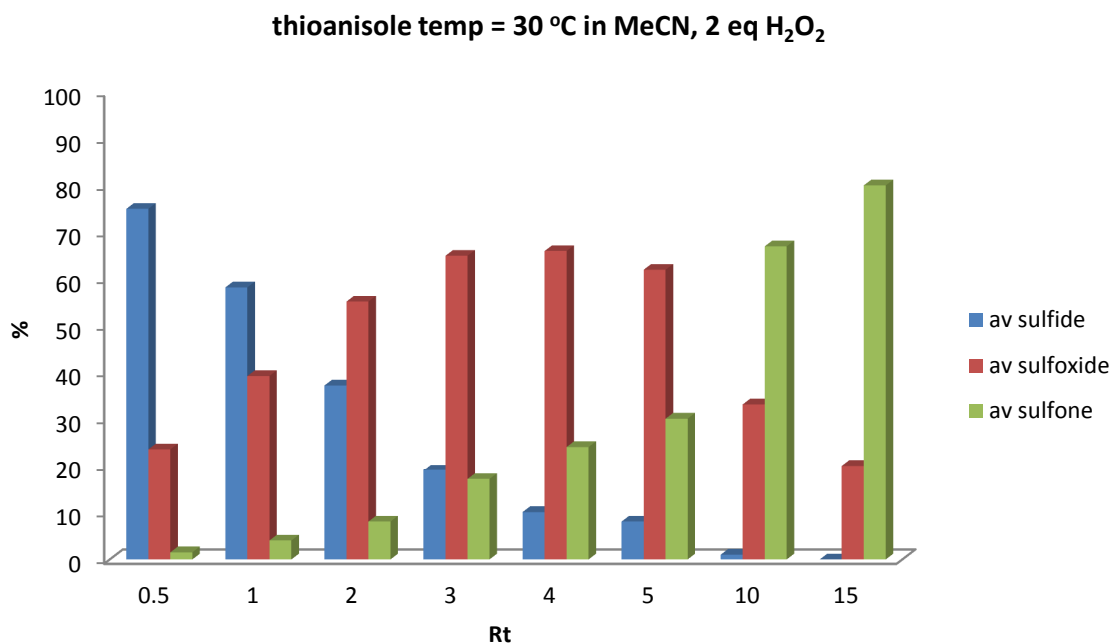




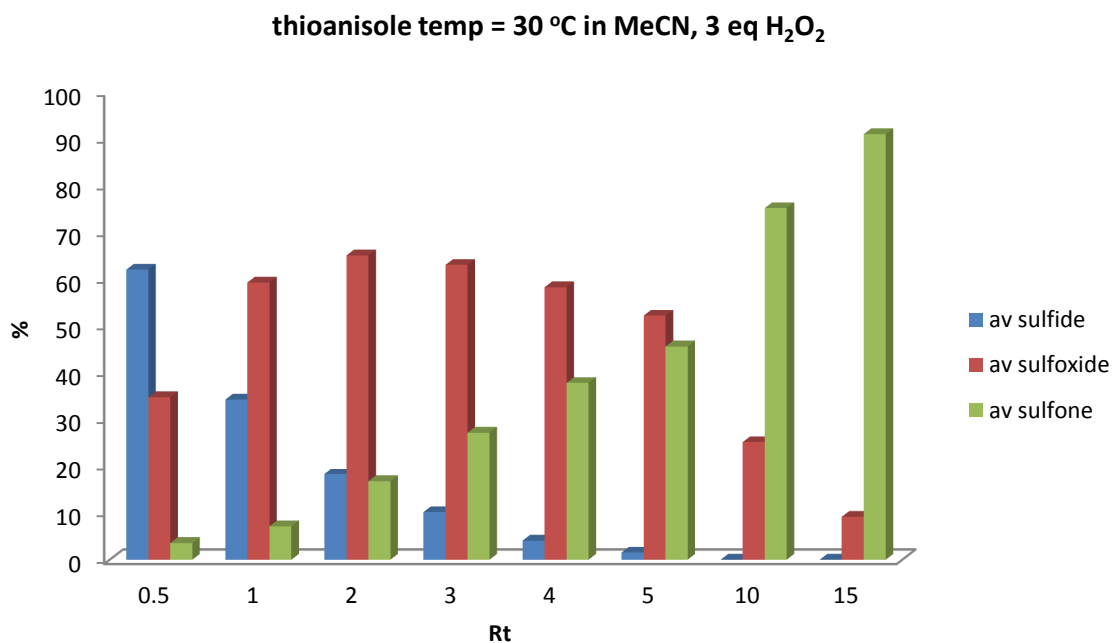
**Figure S48** Conversion-selectivity profile as a function of residence time for the  $[\text{PO}_4\{\text{WO}(\text{O}_2)_2\}_4]@\text{PIILP}$ -catalyzed sulfoxidation of thioanisole in methanol at 30 °C.



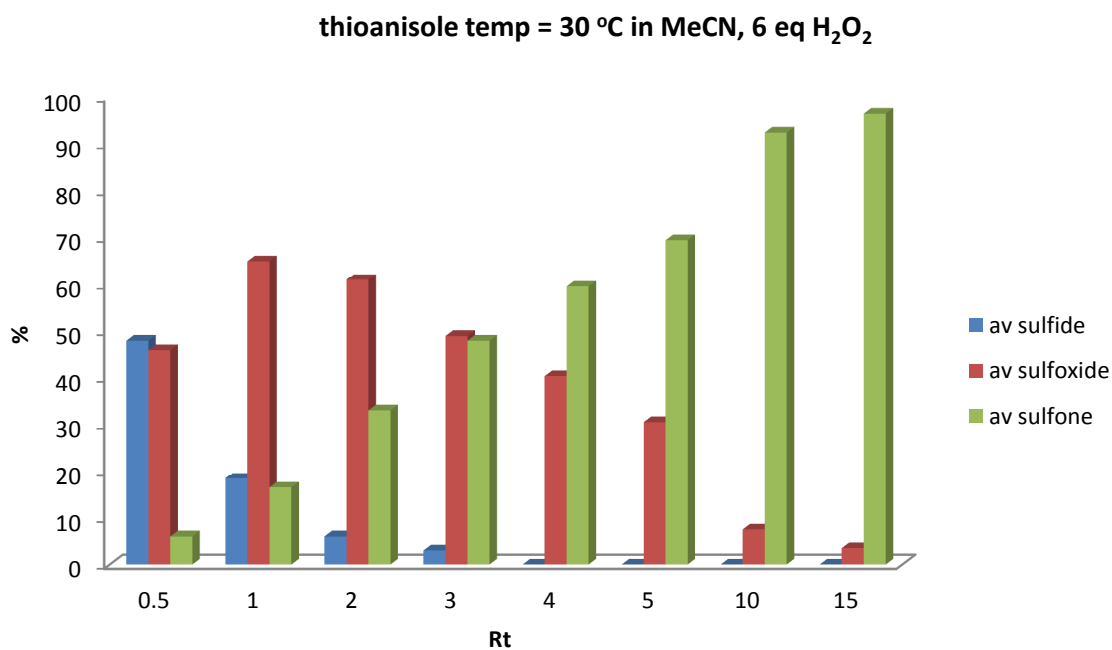
**Figure S49** Conversion-selectivity profile as a function of residence time for the  $[\text{PO}_4\{\text{WO}(\text{O}_2)_2\}_4]@\text{PIILP}$ -catalyzed sulfoxidation of thioanisole in acetonitrile at 30 °C with 2 equivalents of  $\text{H}_2\text{O}_2$



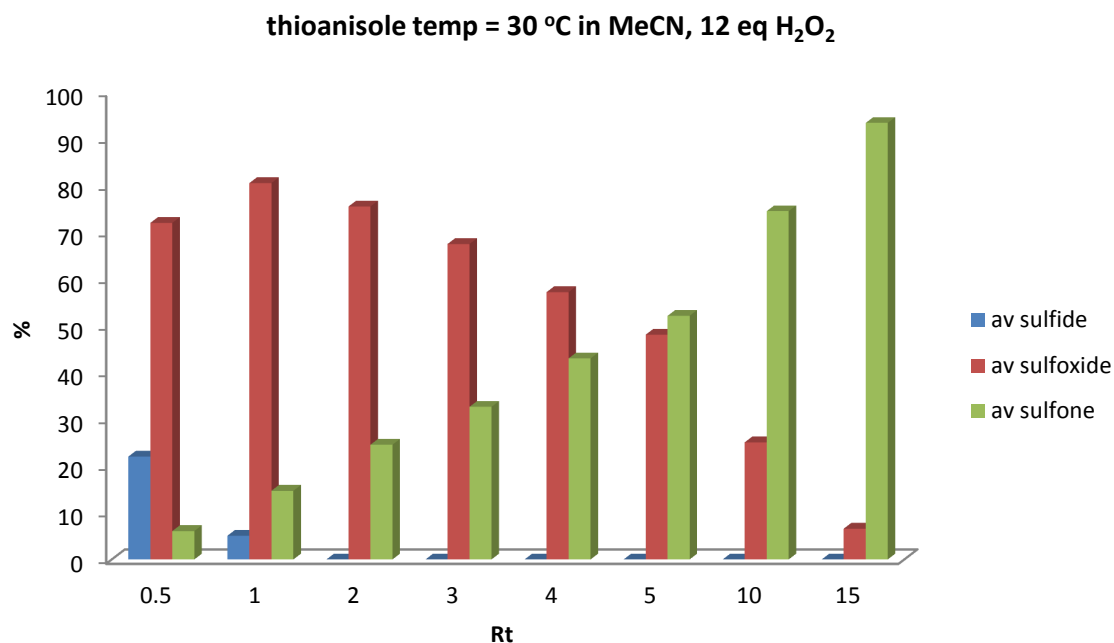
**Figure S50** Conversion-selectivity profile as a function of residence time for the  $[\text{PO}_4\{\text{WO}(\text{O}_2)_2\}_4]@\text{PIILP}$ -catalyzed sulfoxidation of thioanisole in acetonitrile at 30 °C with 3 equivalents of  $\text{H}_2\text{O}_2$



**Figure S51** Conversion-selectivity profile as a function of residence time for the  $[\text{PO}_4\{\text{WO}(\text{O}_2)_2\}_4]@\text{PIILP}$ -catalyzed sulfoxidation of thioanisole in acetonitrile at 30 °C with 6 equivalents of  $\text{H}_2\text{O}_2$

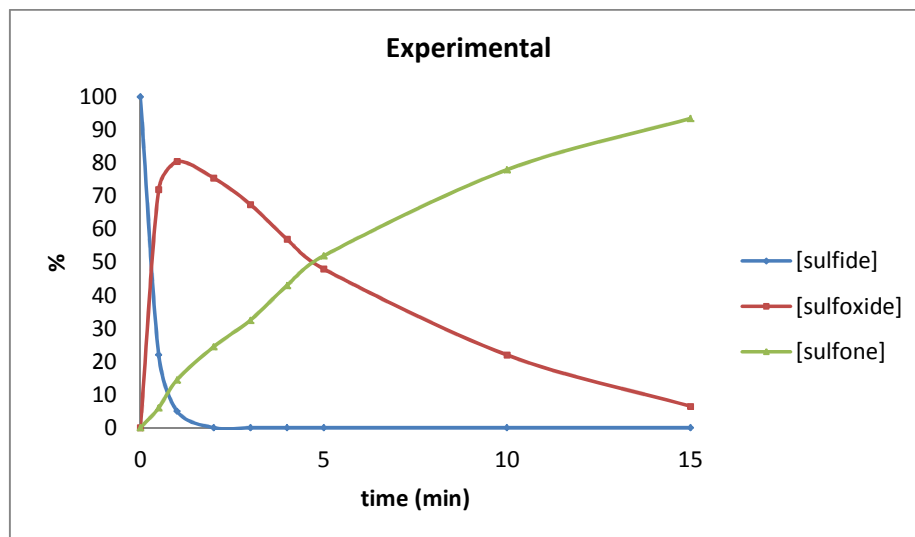


**Figure S52** Conversion-selectivity profile as a function of residence time for the  $[\text{PO}_4\{\text{WO}(\text{O}_2)_2\}_4]@\text{PIILP}$ -catalyzed sulfoxidation of thioanisole in acetonitrile at 30 °C with 12 equivalents of  $\text{H}_2\text{O}_2$

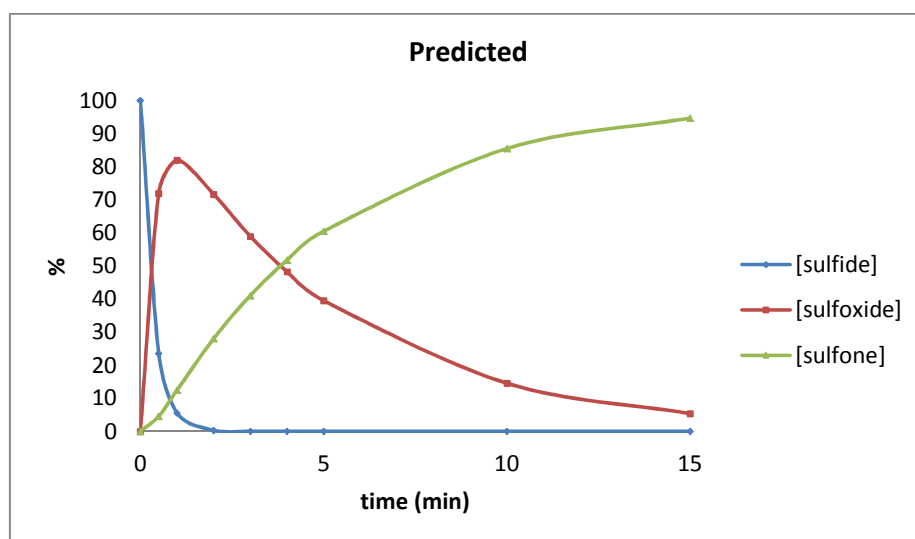


**Figure S53a,b** Determination of rate constants for the formation of methyl phenyl sulfoxide ( $k_a$ ) and methyl phenyl sulfone ( $k_b$ ) in acetonitrile with 12 equivalents of  $\text{H}_2\text{O}_2$  by fitting the concentration-time profile for the consumption of sulfide and the formation of product.

(a)

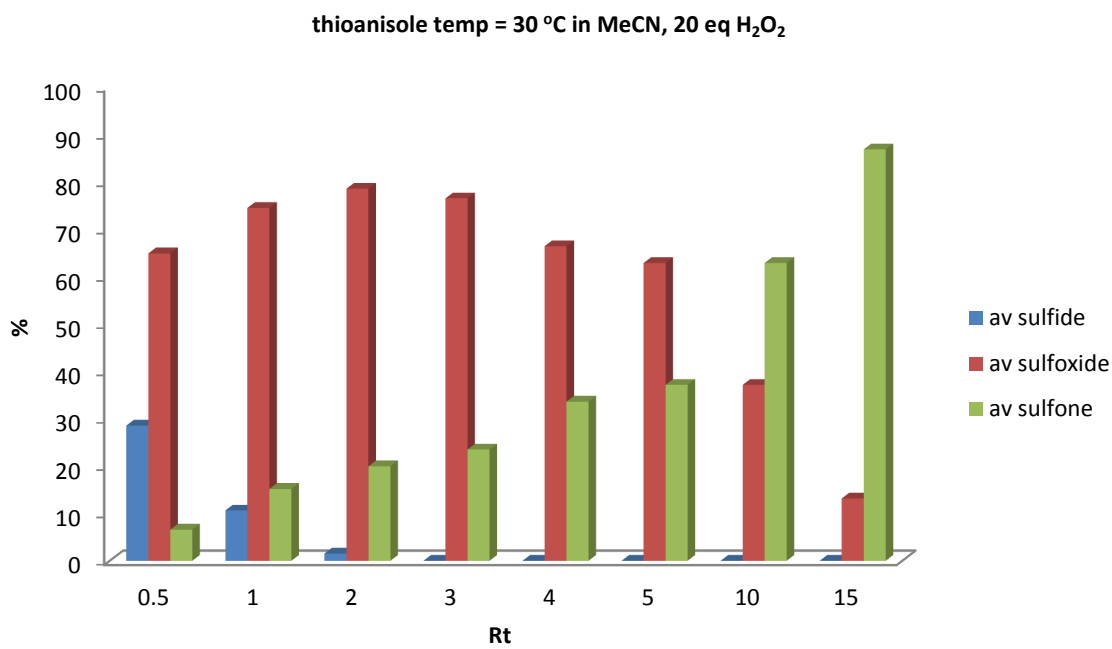


(b)



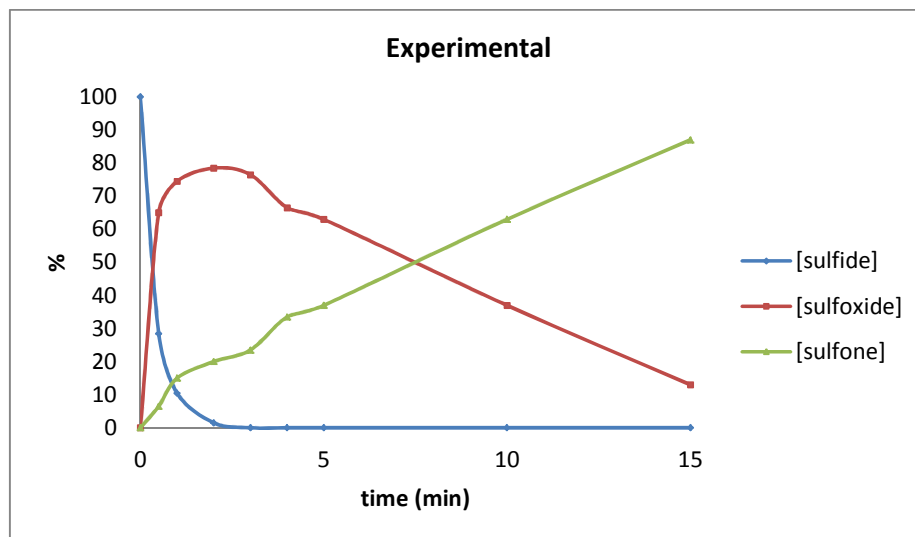
$k_a$ ( $\text{min}^{-1}$ )	$k_b$ ( $\text{min}^{-1}$ )
2.89	0.2

**Figure S54** Conversion-selectivity profile as a function of residence time for the  $[\text{PO}_4\{\text{WO}(\text{O}_2)_2\}_4]@\text{PIILP}$ -catalyzed sulfoxidation of thioanisole in acetonitrile at 30 °C with 20 equivalents of  $\text{H}_2\text{O}_2$

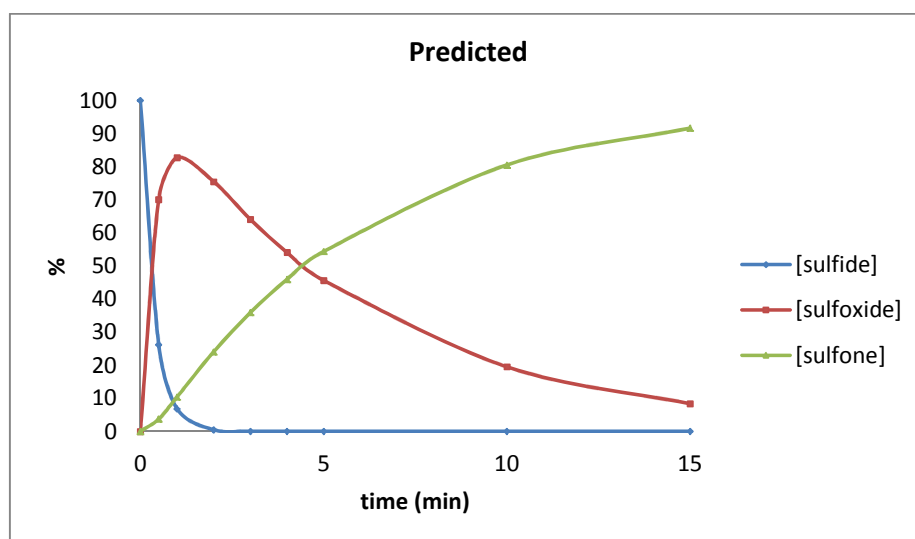


**Figure S55a,b** Determination of rate constants for the formation of methyl phenyl sulfoxide ( $k_a$ ) and methyl phenyl sulfone ( $k_b$ ) in acetonitrile with 20 equivalents of  $\text{H}_2\text{O}_2$  by fitting the concentration-time profile for the consumption of sulfide and the formation of product.

(a)



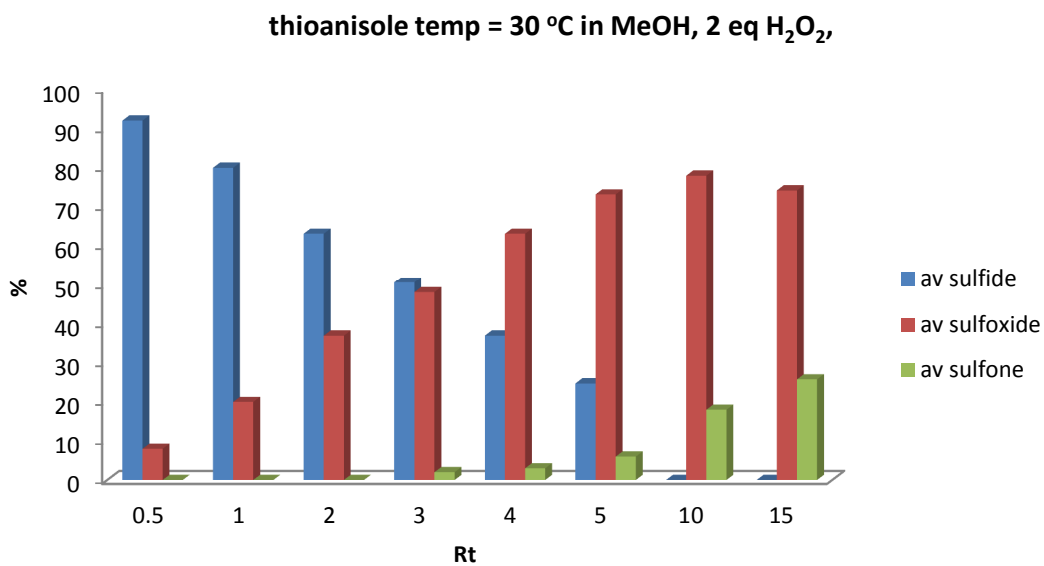
(b)



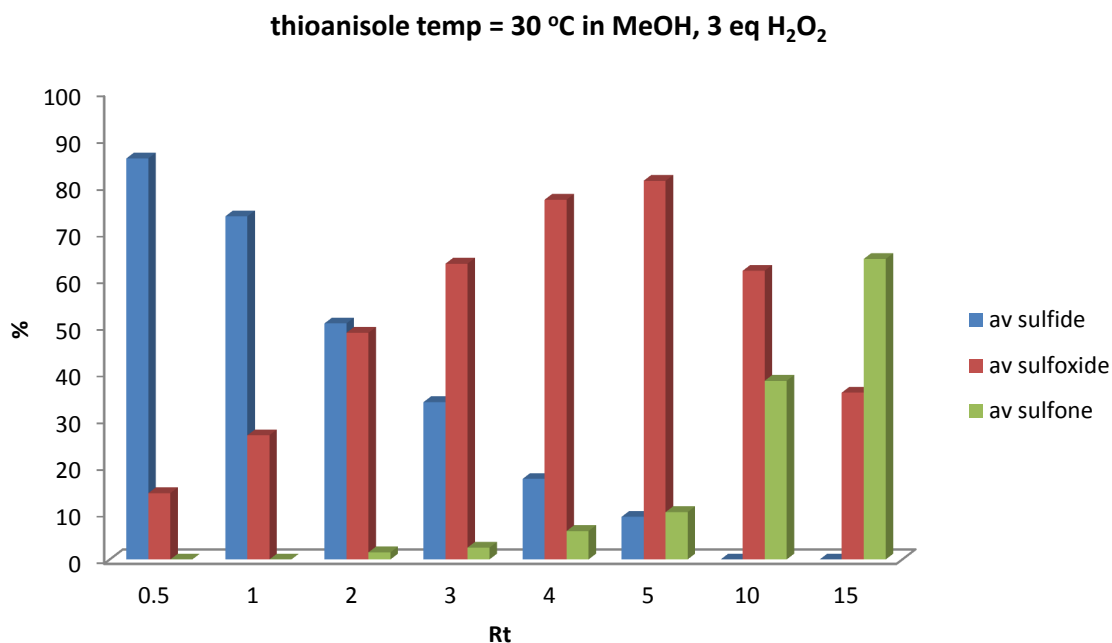
$k_a (\text{min}^{-1})$	$k_b (\text{min}^{-1})$
2.68	0.17



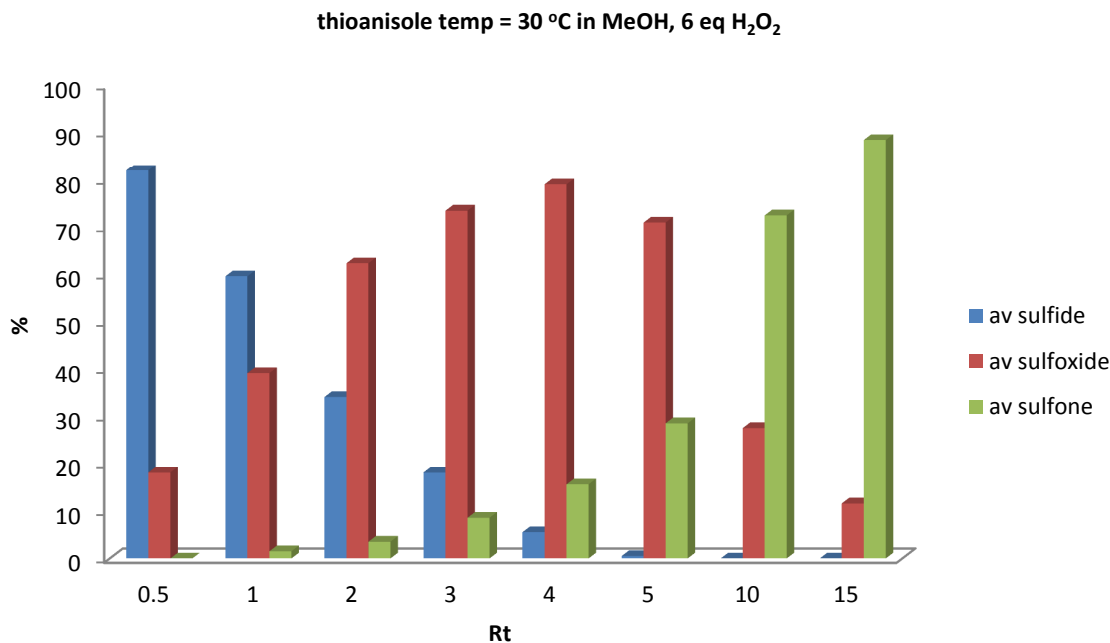
**Figure S56** Conversion-selectivity profile as a function of residence time for the  $[\text{PO}_4\{\text{WO}(\text{O}_2)_2\}_4]@\text{PIILP}$ -catalyzed sulfoxidation of thioanisole in methanol at 30 °C with 2 equivalents of  $\text{H}_2\text{O}_2$



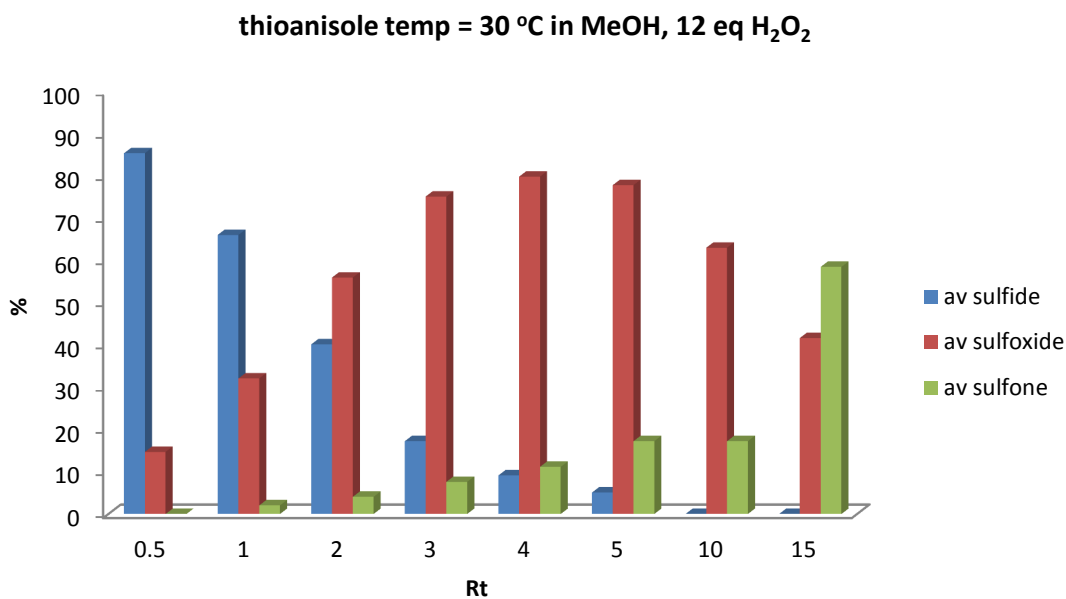
**Figure S57** Conversion-selectivity profile as a function of residence time for the  $[\text{PO}_4\{\text{WO}(\text{O}_2)_2\}_4]@\text{PIILP}$ -catalyzed sulfoxidation of thioanisole in methanol at 30 °C with 3 equivalents of  $\text{H}_2\text{O}_2$



**Figure S58** Conversion-selectivity profile as a function of residence time for the  $[\text{PO}_4\{\text{WO}(\text{O}_2)_2\}_4]@\text{PIILP}$ -catalyzed sulfoxidation of thioanisole in methanol at 30 °C with 6 equivalents of  $\text{H}_2\text{O}_2$

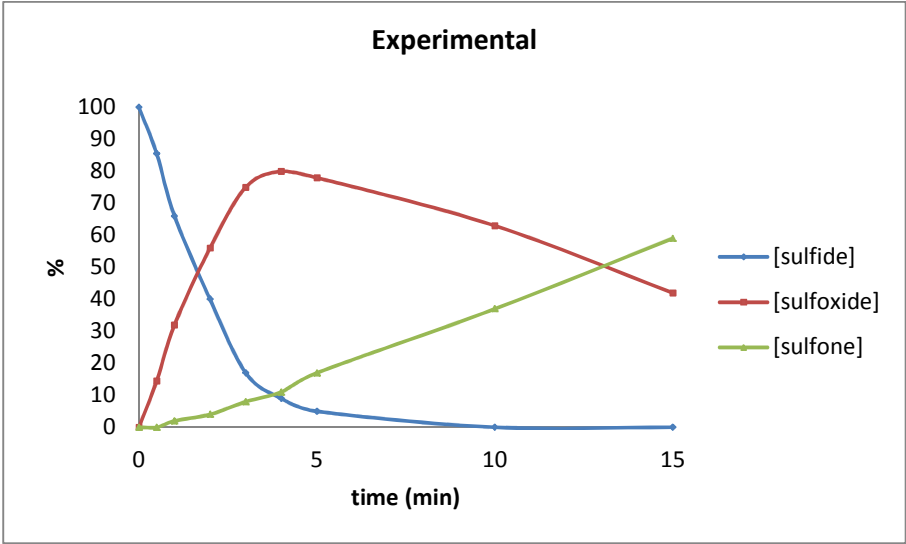


**Figure S59** Conversion-selectivity profile as a function of residence time for the  $[\text{PO}_4\{\text{WO}(\text{O}_2)_2\}_4]@\text{PIILP}$ -catalyzed sulfoxidation of thioanisole in methanol at 30 °C with 12 equivalents of  $\text{H}_2\text{O}_2$

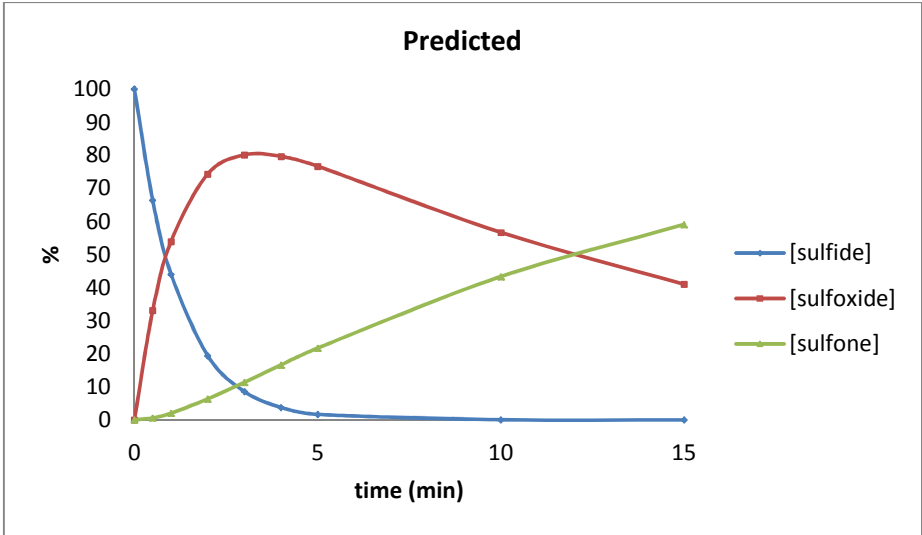


**Figure S60a,b** Determination of rate constants for the formation of methyl phenyl sulfoxide ( $k_a$ ) and methyl phenyl sulfone ( $k_b$ ) in methanol with 12 equivalents  $\text{H}_2\text{O}_2$  by fitting the concentration-time profile for the consumption of sulfide and the formation of product.

(a)

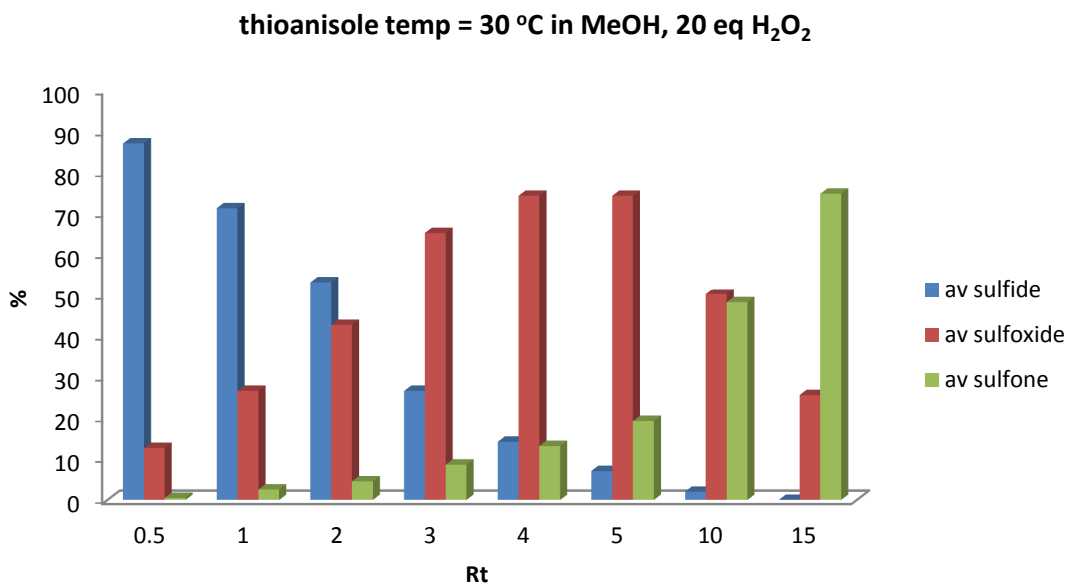


(b)

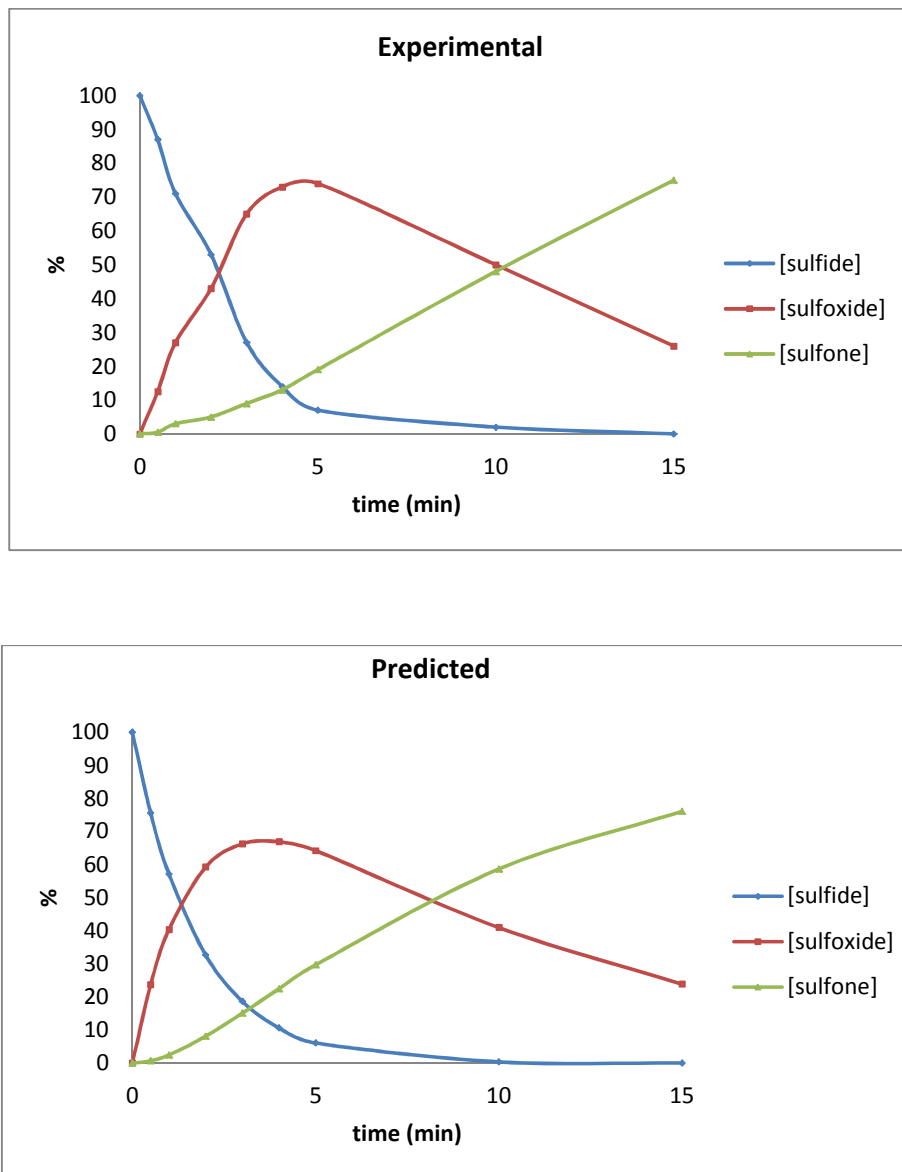


$k_a (\text{min}^{-1})$	$k_b (\text{min}^{-1})$
0.82	0.065

**Figure S61** Conversion-selectivity profile as a function of residence time for the  $[\text{PO}_4\{\text{WO}(\text{O}_2)_2\}_4]@\text{PIILP}$ -catalyzed sulfoxidation of thioanisole in methanol at 30 °C with 20 equivalents of  $\text{H}_2\text{O}_2$

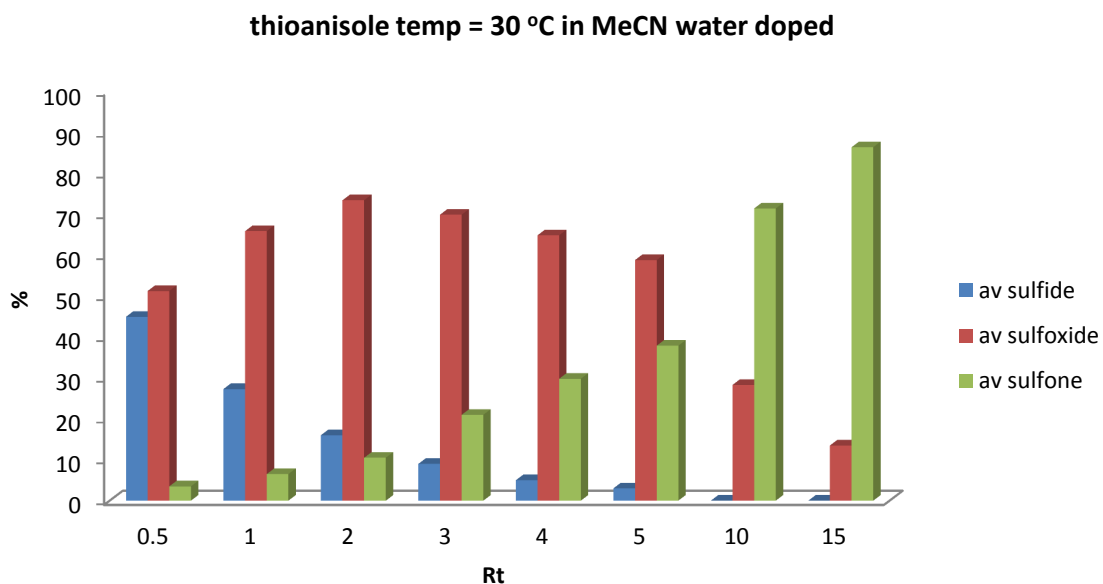


**Figure S62a,b** Determination of rate constants for the formation of methyl phenyl sulfoxide ( $k_a$ ) and methyl phenyl sulfone ( $k_b$ ) in methanol with 20 equivalents  $\text{H}_2\text{O}_2$  by fitting the concentration-time profile for the consumption of sulfide and the formation of product.



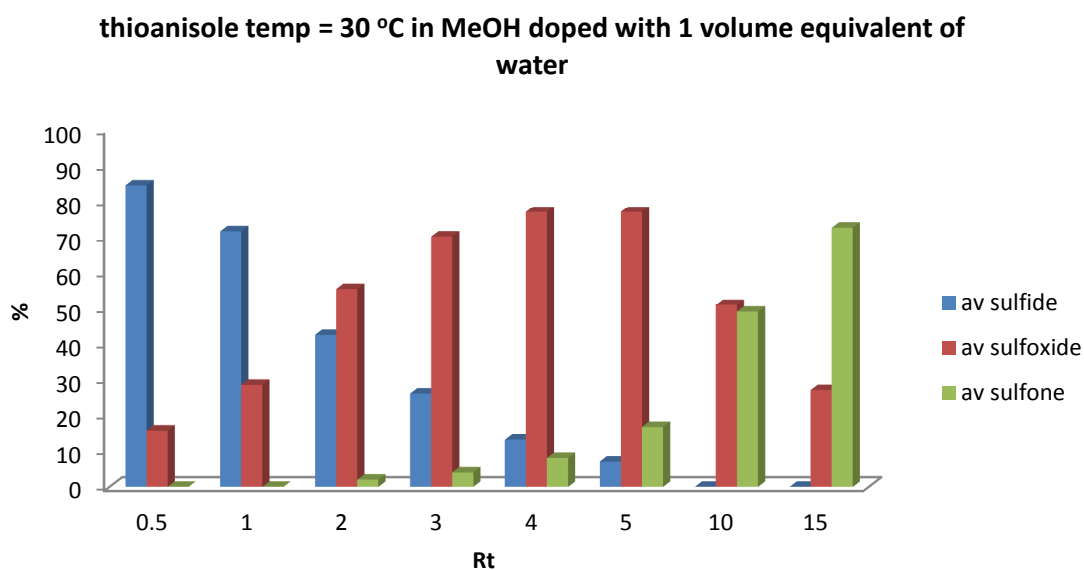
$k_a (\text{min}^{-1})$	$k_b (\text{min}^{-1})$
0.56	0.11

**Figure S63** Conversion-selectivity profile as a function of residence time for the  $[\text{PO}_4\{\text{WO}(\text{O}_2)_2\}_4]@\text{PIILP}$ -catalyzed sulfoxidation of thioanisole in acetonitrile at 30 °C with 3 equivalents of  $\text{H}_2\text{O}_2$  and doped with water

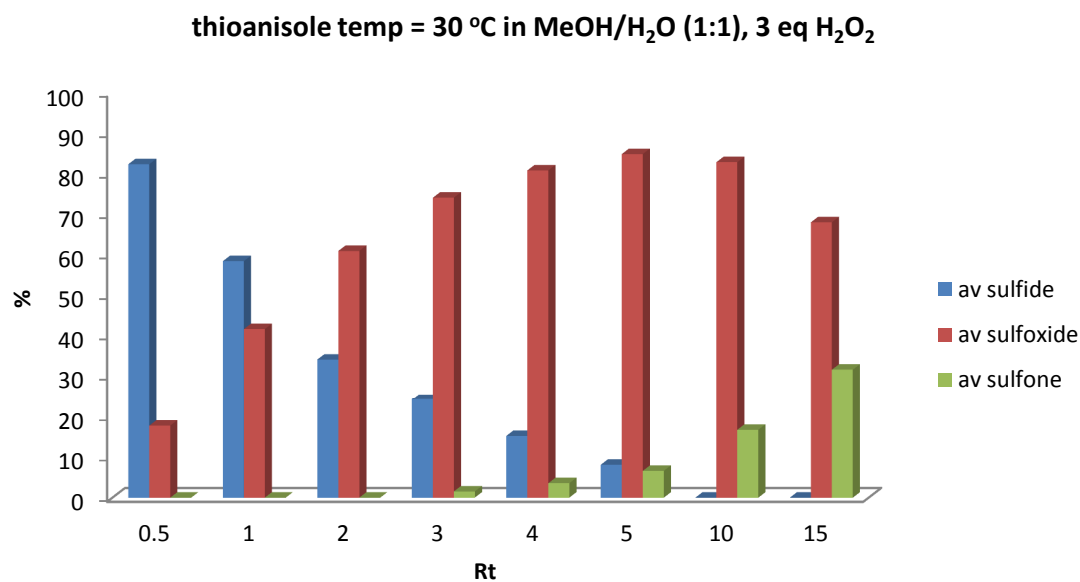




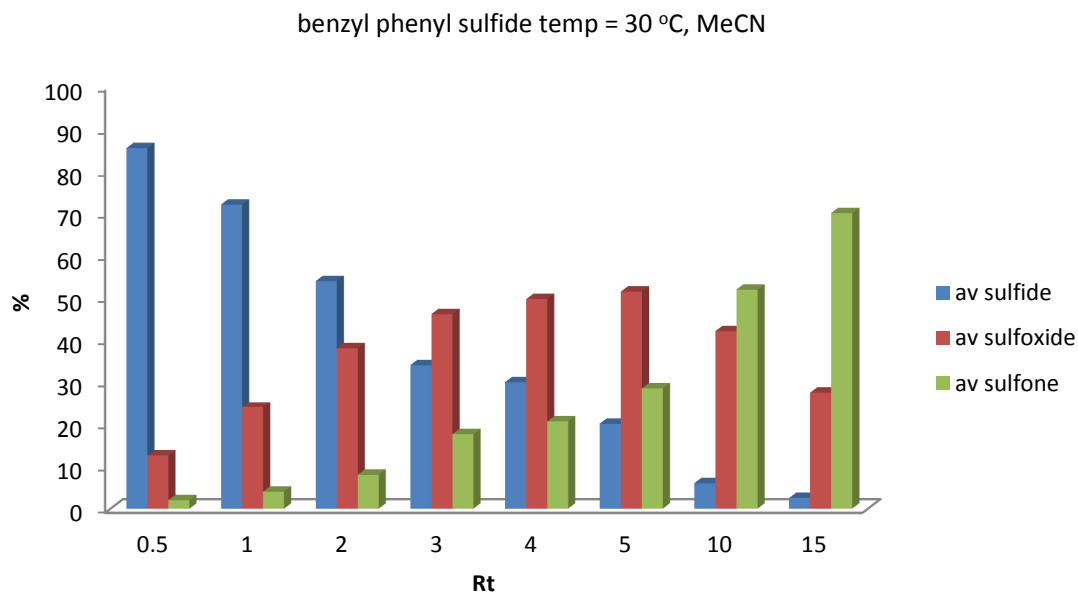
**Figure S64** Conversion-selectivity profile as a function of residence time for the  $[\text{PO}_4\{\text{WO}(\text{O}_2)_2\}_4]@\text{PIILP}$ -catalyzed sulfoxidation of thioanisole in methanol at 30 °C with 3 equivalents of  $\text{H}_2\text{O}_2$  and doped with water



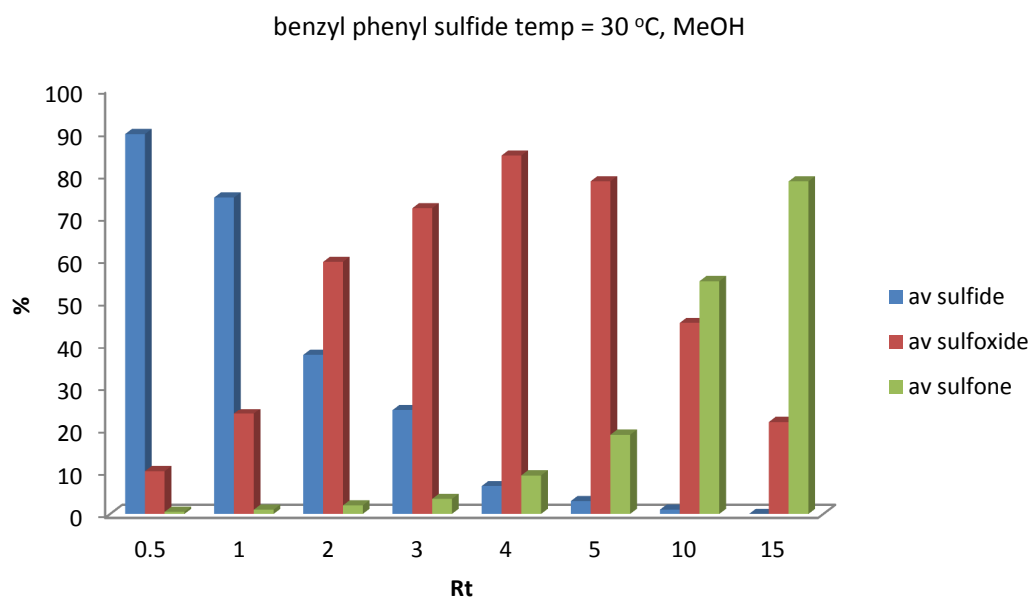
**Figure S65** Conversion-selectivity profile as a function of residence time for the  $[\text{PO}_4\{\text{WO}(\text{O}_2)_2\}_4]@\text{PIILP}$ -catalyzed sulfoxidation of thioanisole in methanol-water (1:1, v/v) at 30 °C with 3 equivalents of  $\text{H}_2\text{O}_2$



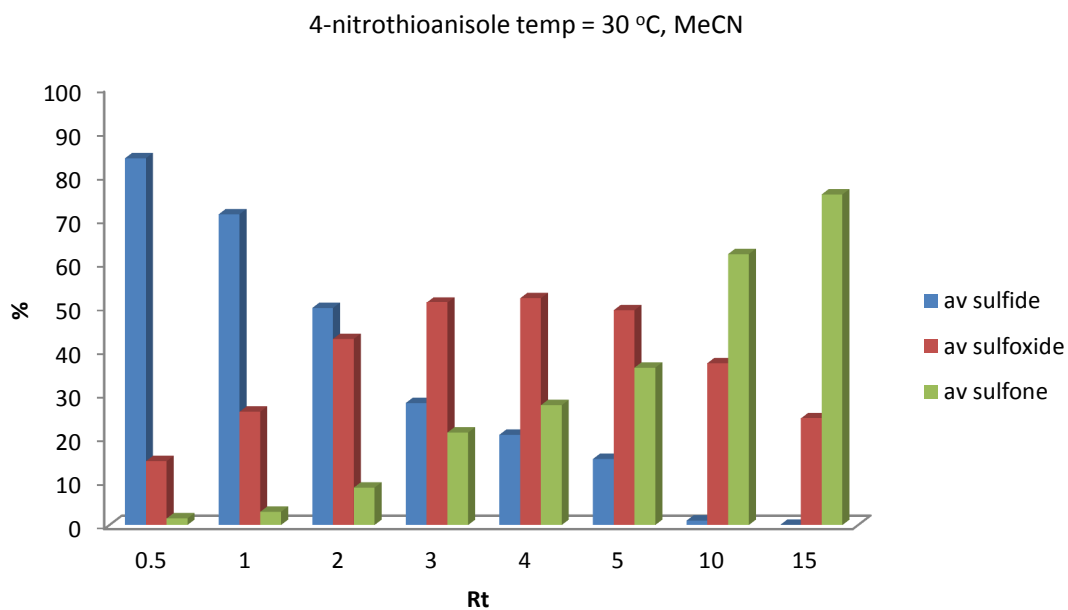
**Figure S66** Conversion-selectivity profile as a function of residence time for the  $[\text{PO}_4\{\text{WO}(\text{O}_2)_2\}_4]@\text{PIILP}$ -catalyzed sulfoxidation of benzyl phenyl sulfide in acetonitrile at 30 °C.



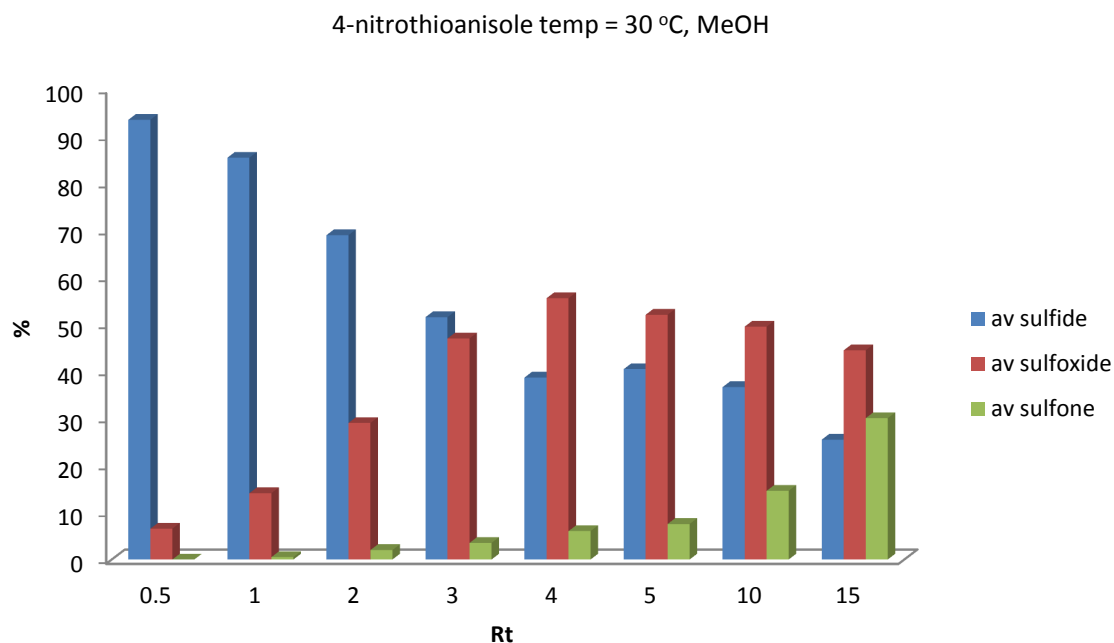
**Figure S67** Conversion-selectivity profile as a function of residence time for the  $[\text{PO}_4\{\text{WO}(\text{O}_2)_2\}_4]@\text{PIILP}$ -catalyzed sulfoxidation of benzyl phenyl sulfide in methanol at 30 °C.



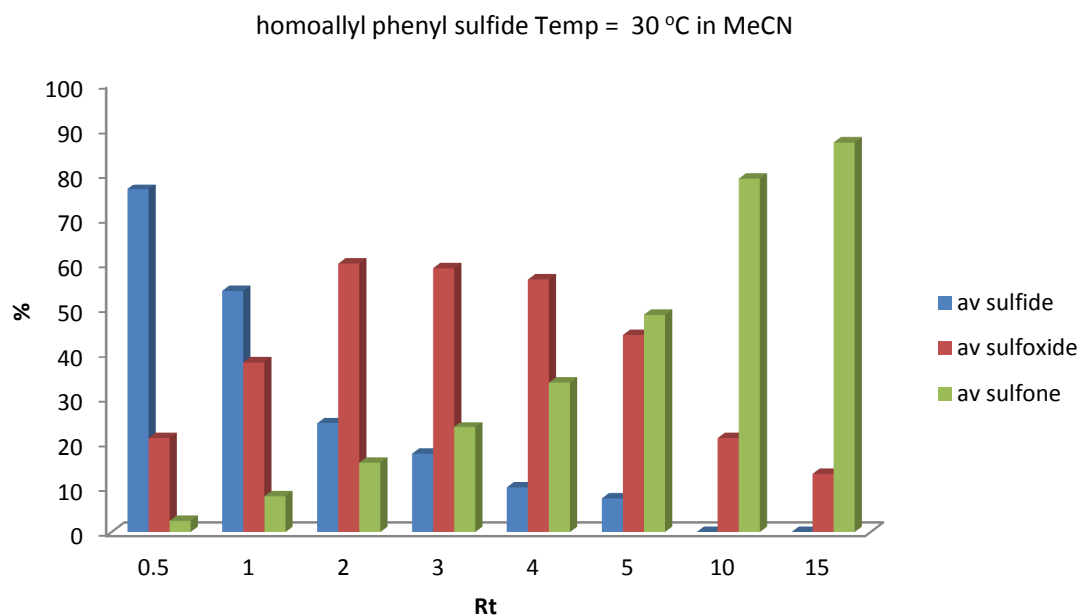
**Figure S68** Conversion-selectivity profile as a function of residence time for the  $[\text{PO}_4\{\text{WO}(\text{O}_2)_2\}_4]@\text{PIILP}$ -catalyzed sulfoxidation of nitrothioanisole in acetonitrile at 30 °C.



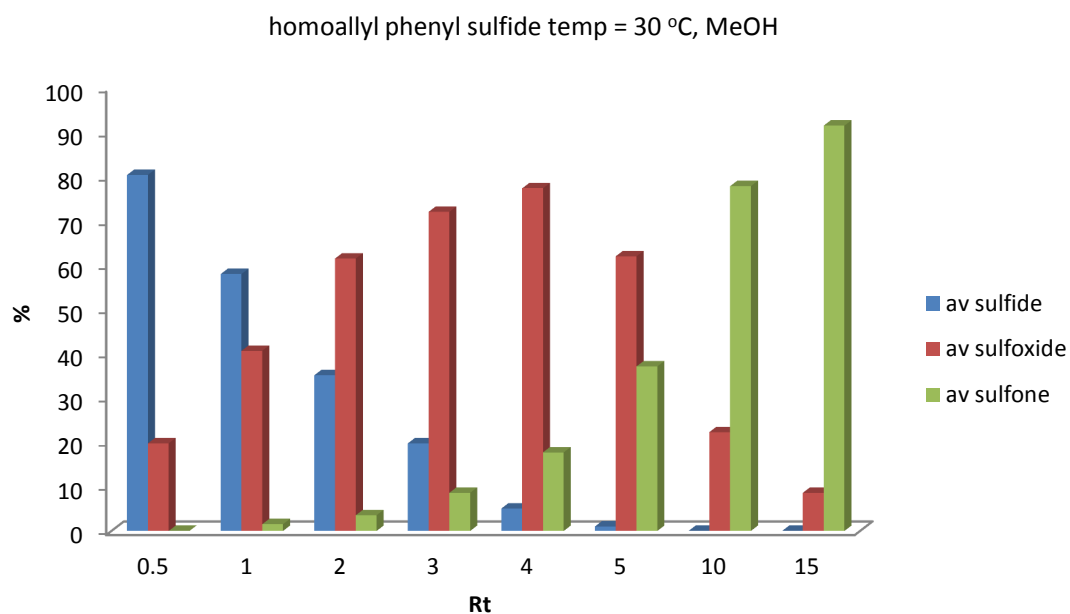
**Figure S69** Conversion-selectivity profile as a function of residence time for the  $[\text{PO}_4\{\text{WO}(\text{O}_2)_2\}_4]@\text{PIILP}$ -catalyzed sulfoxidation of nitrothioanisole in methanol at 30 °C.



**Figure S70** Conversion-selectivity profile as a function of residence time for the  $[\text{PO}_4\{\text{WO}(\text{O}_2)_2\}_4]@\text{PIILP}$ -catalyzed sulfoxidation of homoallylphenyl sulfide in acetonitrile at 30 °C.

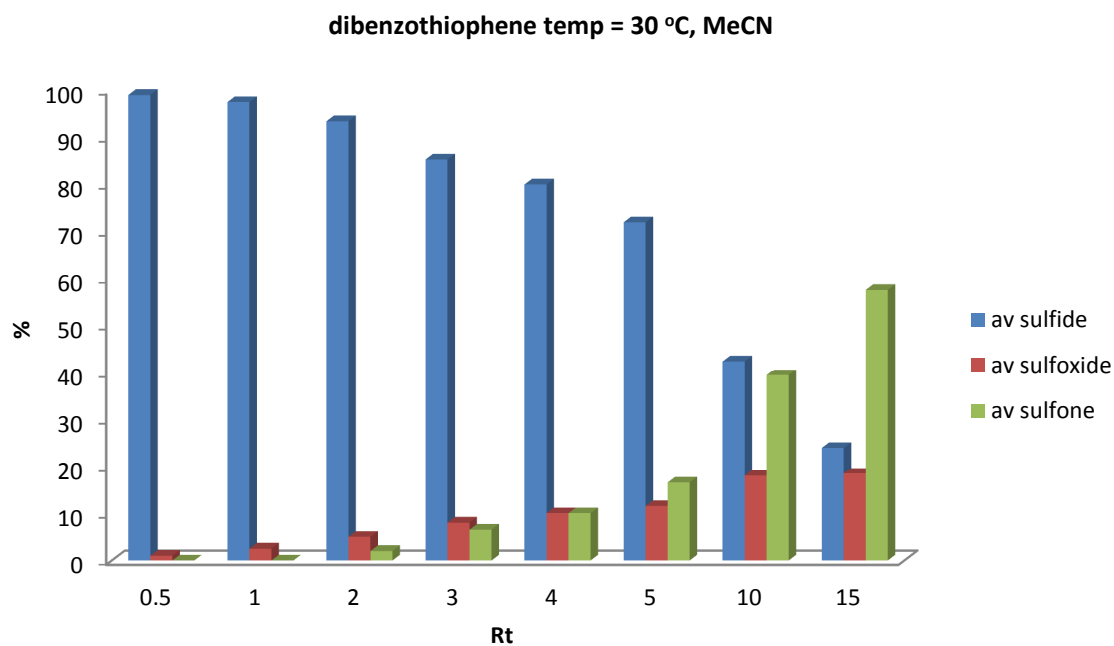


**Figure S71** Conversion-selectivity profile as a function of residence time for the  $[\text{PO}_4\{\text{WO}(\text{O}_2)_2\}_4]@\text{PIILP}$ -catalyzed sulfoxidation of homoallylphenyl sulfide in methanol at 30 °C.

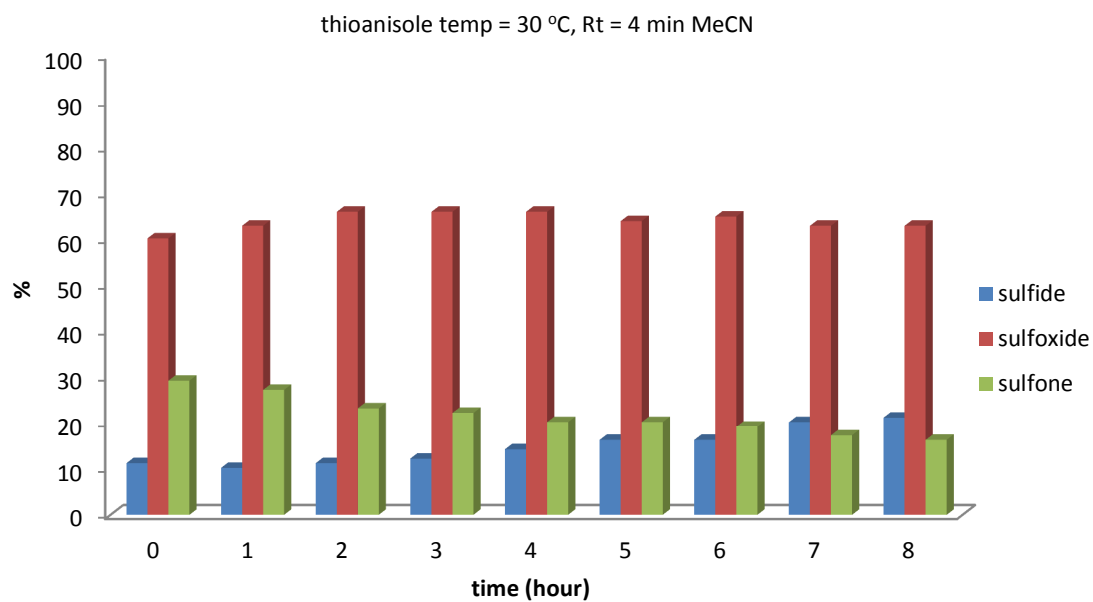




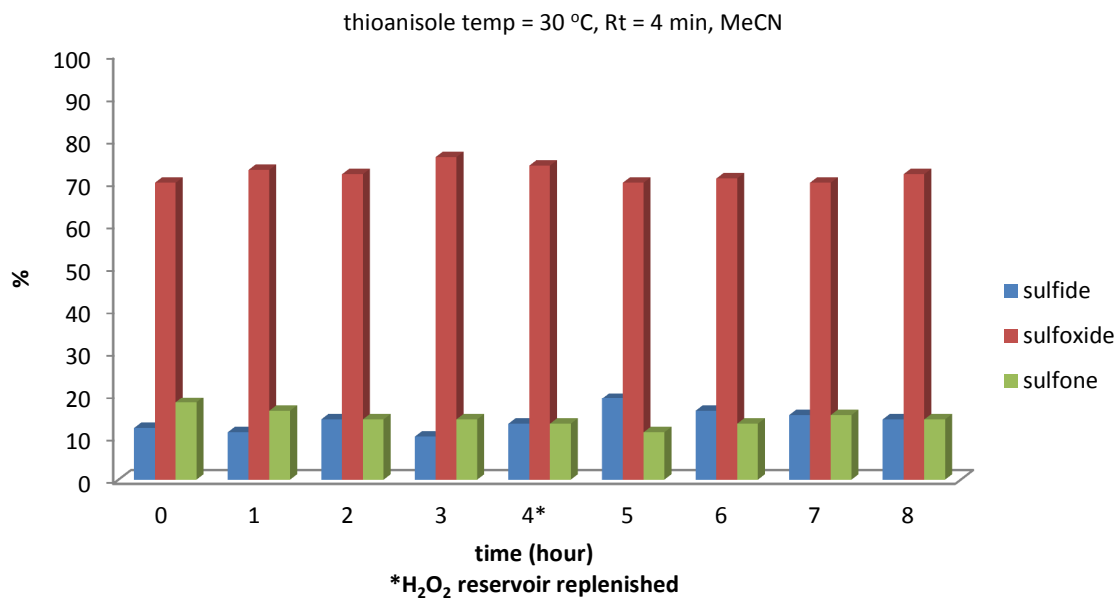
**Figure S72** Conversion-selectivity profile as a function of residence time for the  $[\text{PO}_4\{\text{WO}(\text{O}_2)_2\}_4]@\text{PIILP}$ -catalyzed sulfoxidation of dibenzothiophene in acetonitrile at 30 °C.



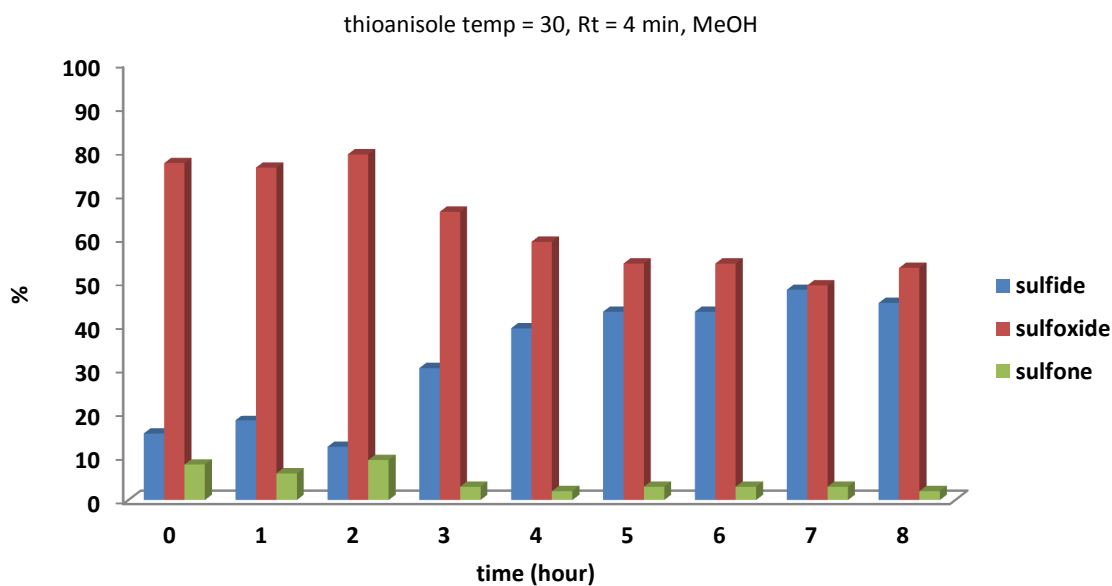
**Figure S73** Conversion-selectivity profile as a function of time for an 8 h continuous flow  $[\text{PO}_4\{\text{WO}(\text{O}_2)_2\}_4]$ @PIILP-catalysed sulfoxidation of thioanisole at 30 °C with a residence time of 4 min in acetonitrile at 30 °C



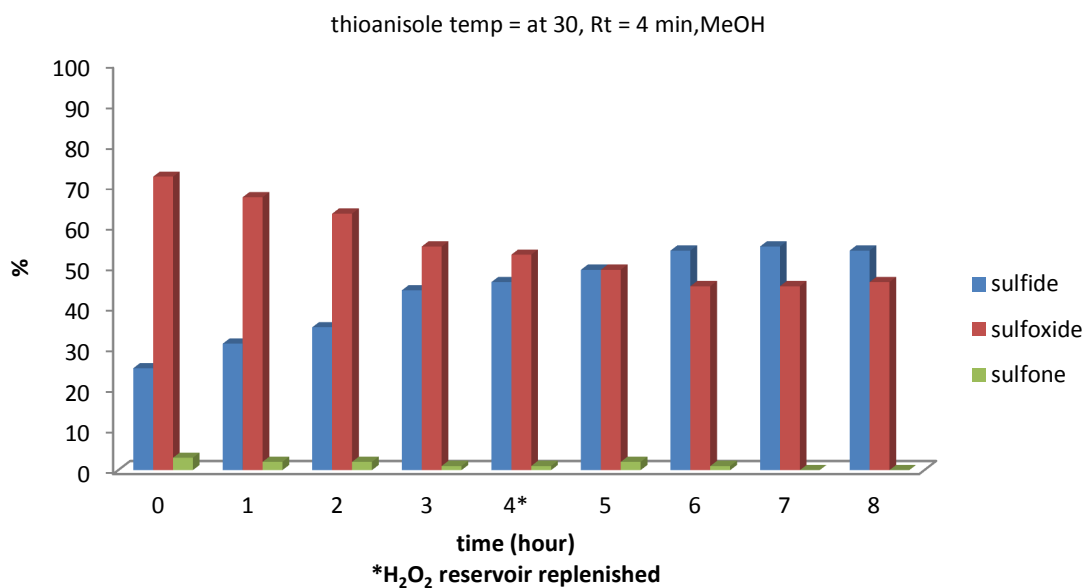
**Figure S74** Conversion-selectivity profile as a function of time for an 8 h continuous flow  $[\text{PO}_4\{\text{WO}(\text{O}_2)_2\}_4]@\text{PIILP}$ -catalysed sulfoxidation of thioanisole at 30 °C with a residence time of 4 min in acetonitrile at 30 °C, with the  $\text{H}_2\text{O}_2$  reservoir replenished after 4 h (\*)



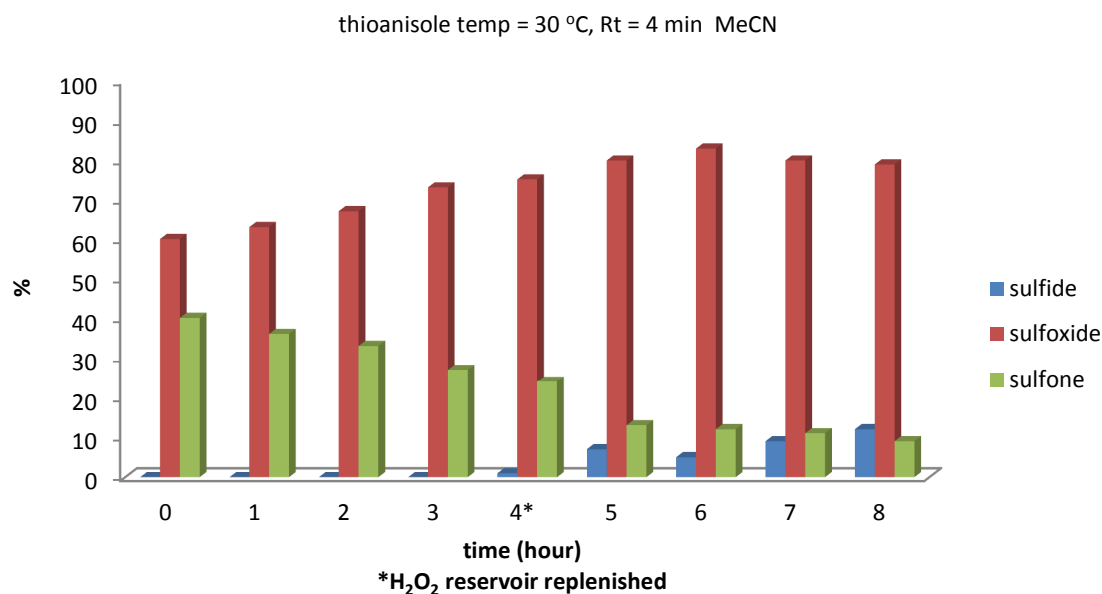
**Figure S75** Conversion-selectivity profile as a function of time for an 8 h continuous flow  $[\text{PO}_4\{\text{WO}(\text{O}_2)_2\}_4]$ @PIILP-catalysed sulfoxidation of thioanisole at 30 °C with a residence time of 4 min in methanol at 30 °C



**Figure S76** Conversion-selectivity profile as a function of time for an 8 h continuous flow  $[\text{PO}_4\{\text{WO}(\text{O}_2)_2\}_4]@\text{PIILP}$ -catalysed sulfoxidation of thioanisole at 30 °C with a residence time of 4 min in methanol at 30 °C, with the  $\text{H}_2\text{O}_2$  reservoir replenished after 4 h (\*)



**Figure S77** Conversion-selectivity profile as a function of time for an 8 h continuous flow sulfoxidation of thioanisole using  $[n\text{Bu}_4\text{N}]_3[\text{PO}_4\{\text{WO}(\text{O}_2)_2\}_4]$  as catalyst at 30 °C with a residence time of 4 min in acetonitrile, with the  $\text{H}_2\text{O}_2$  reservoir replenished after 4 h (\*)



**Figure S78** Conversion-selectivity profile as a function of time for an 8 h continuous flow sulfoxidation of thioanisole using  $[n\text{Bu}_4\text{N}]_3[\text{PO}_4\{\text{WO}(\text{O}_2)_2\}_4]$  as catalyst at 30 °C with a residence time of 4 min in methanol, with the  $\text{H}_2\text{O}_2$  reservoir replenished after 4 h (\*)

