



# Advanced Synthesis & Catalysis

## Accepted Article

**Title:** Disulfide promoted C-P bond cleavage of phosphoramidate: novel “P” surrogates to synthesize phosphonates and phosphinates

**Authors:** Fei Hou, Xing-Peng Du, Anwar I. Alduma, Zhi-Feng Li, Congde Huo, Xi-Cun Wang, Xiao-Feng Wu, and Zheng-Jun Quan

This manuscript has been accepted after peer review and appears as an Accepted Article online prior to editing, proofing, and formal publication of the final Version of Record (VoR). This work is currently citable by using the Digital Object Identifier (DOI) given below. The VoR will be published online in Early View as soon as possible and may be different to this Accepted Article as a result of editing. Readers should obtain the VoR from the journal website shown below when it is published to ensure accuracy of information. The authors are responsible for the content of this Accepted Article.

**To be cited as:** *Adv. Synth. Catal.* 10.1002/adsc.202000511

**Link to VoR:** <https://doi.org/10.1002/adsc.202000511>

DOI: 10.1002/adsc.201((will be filled in by the editorial staff))

# Disulfide promoted C-P bond cleavage of phosphoramidate: novel “P” surrogates to synthesize phosphonates and phosphinates

Fei Hou,<sup>[†a]</sup> Xing-Peng Du,<sup>[†a]</sup> Anwar I. Alduma,<sup>[a]</sup> Zhi-Feng Li,<sup>\*,[b]</sup> Cong-De Huo,<sup>[a]</sup> Xi-Cun Wang,<sup>[a]</sup> Xiao-Feng Wu,<sup>\*,[c]</sup> Zheng-Jun Quan<sup>\*,[a]</sup>

<sup>a</sup> International Scientific and Technological Cooperation Base of Water Retention Chemical Functional Materials, College of Chemistry and Chemical Engineering, Northwest Normal University, Lanzhou, Gansu 730070, People's Republic of China.

E-mail: quanzhengjun@hotmail.com.

<sup>b</sup> College of Chemical Engineering and Technology, Key Laboratory for New Molecule Design and Function of Gansu Universities, Tianshui Normal University, Tianshui 741001, People's Republic of China.

E-mail: zfli@tsnu.edu.cn.

<sup>c</sup> Department of Chemistry, University of Liverpool, Crown Street, Liverpool L69 7ZD, UK.

E-mail: xfwu@liverpool.ac.uk.

Received: ((will be filled in by the editorial staff))



Supporting information for this article is available on the WWW under <http://dx.doi.org/10.1002/adsc.201#####>. ((Please delete if not appropriate))

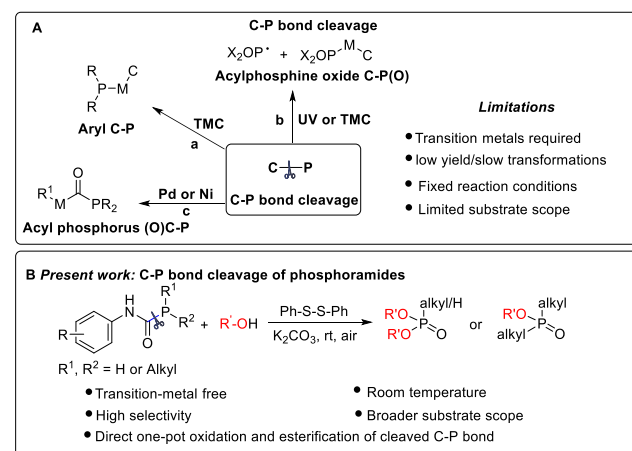
**Abstract.** A metal-free C-P bond cleavage reaction is described herein. Phosphoramidates, a phosphine source, can react with alcohols to produce phosphonate and phosphinate derivatives in the presence of a disulfide. P-H<sub>2</sub>, P-alkyl, and P,P-dialkyl phosphoramidates can be used as substrates to obtain the corresponding pentavalent phosphine products.

**Keywords:** C-P bond cleavage; Disulfide; Alkyl phosphonates; Phosphoramidates; Phosphinates

Organophosphorus compounds are widely used in materials,<sup>[1]</sup> catalysis,<sup>[2]</sup> agriculture,<sup>[3]</sup> pharmaceuticals,<sup>[4]</sup> and modern organic syntheses.<sup>[5]</sup> One representative is phosphonate which has attracted significant attention in recent years.<sup>[6]</sup> The current strategy for synthesizing phosphonates mainly includes the classical Michaelis-Arbuzov reaction and Atherton-Todd reaction,<sup>[7]</sup> direct esterification of phosphoric acid,<sup>[8]</sup> phosphorylation of alcohols<sup>[9]</sup> and C-P coupling reaction.<sup>[10]</sup> These strategies often require pre-activated organic halides or pseudo halides as substrates.<sup>[11]</sup> The severe effects associated with the industrial preparation of organophosphorus compounds are well known.<sup>[12]</sup> Therefore, it is important to develop a new and environment-friendly method to synthesize phosphonates and phosphinates.

In the past few decades, the cleavage of C-P bond has emerged as an interesting topic of research.<sup>[13, 14]</sup> The C-P bond cleavage is mostly realized through transition metal catalysis (Scheme 1A, a).<sup>[15]</sup> In addition, Davidson<sup>[16]</sup> has demonstrated the photocatalytic acyl C-P bond cleavage of acyl phosphine oxide under UV irradiation (Scheme 1A, b). Recently, Wang and co-workers have reported the

acyl phosphorus C-P bond cleavage using Pd or Ni catalysts (Scheme 1A, c).<sup>[17]</sup>

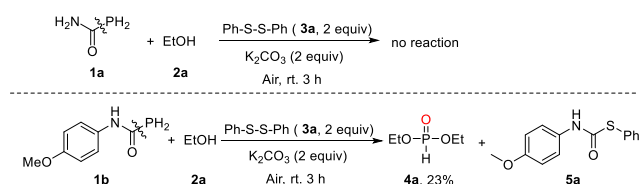


**Scheme 1.** C-P bond cleavage to synthesize new organophosphorus compounds.

Phosphinecarboxamide was initially reported by Goicoechea et al<sup>[18]</sup> and our group<sup>[19]</sup> recently. We reported the reaction of phosphinecarboxamide with nucleophiles in an addition-elimination reaction, and the phosphorylation of alcohols the P-H bond.<sup>[20]</sup> We also observed the dephosphorization of phosphinecarboxamide (removal of PH<sub>2</sub>) in these reactions. These phenomena drew our attention, and we speculated that these side reactions could be a new route for the synthesis of phosphine organic compounds (Scheme 1B). C-P bond rupture and reconstruction has been an emerging topic because it provides an easy way to prepare value-added products from low-functionality molecule.<sup>[21]</sup> In this

Reaction at 40 °C. <sup>h)</sup> Reaction at 80 °C. <sup>i)</sup> S-(*p*-tolyl) (4-methoxyphenyl)carbamothioate was obtained.

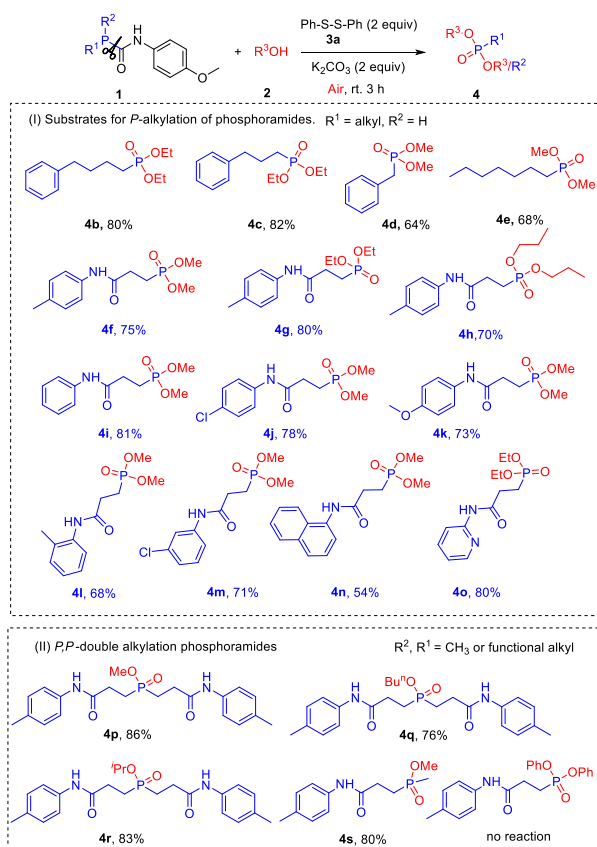
Inspired by the above results, *P*-alkylated phosphinecarboxamide (**1c**) with EtOH (**2a**) was used as the model substrates to explore the optimal reaction conditions in the presence of disulfide **3a** for 3 h at room temperature (Table 2). First, we investigated the effect of disulfide concentration on the yield of the reaction (entries **1-6**, Table 1). No product was detected in the absence of disulfide (entry **1**). The product yield gradually increased with increasing amount of the disulfide compound. When 2.5 equivalent of disulfide was added, the product yield increased to 52% (entries **2-6**). Different types of bases were also examined (entries **7-13**). K<sub>2</sub>CO<sub>3</sub> was found to be the most beneficial for this reaction, and yield of the target product (**4b**) increased to 83% (entry **12**). Following this, various solvents were screened (entries **14-18**). When ethanol was replaced by equivalent amount of acetonitrile, **4b** was isolated in 80% yield (entry **14**), suggesting that acetonitrile was also effective in this reaction. Considering the generity and sustainability, ethanol was chosen as the optimal solvent for this reaction (entry **12**). Increasing the temperature inhibited the reaction (entries **19-20**). Particularly, it is worth mentioned that air was an essential component for this reaction. Under inert atmosphere, the product was obtained in only 10% yield (entry **21**). When **3a** was replaced by thiophenol, **4b** was obtained in a very low yield (10%, entry **22**). Moreover, the use of various disulfide such as 4-methyl disulfide (**3b**) gave a good yield of **4b** (entry **22**). Although thioester **5a** or **5b** is a byproduct of this reaction, it is a valuable and useful intermediate that has been widely used in organic synthesis.<sup>[22, 23]</sup>



Accepted Manuscript

Entry	1c:3a (mmol)	Base (equiv)	Solvent	Yield (%) <sup>c</sup>	
				4b	5a
1	1:0	Cs <sub>2</sub> CO <sub>3</sub> (1)	EtOH	0	0
2	1:0.5	Cs <sub>2</sub> CO <sub>3</sub> (1)	EtOH	14	76
3	1:1	Cs <sub>2</sub> CO <sub>3</sub> (1)	EtOH	20	78
4	1:1.5	Cs <sub>2</sub> CO <sub>3</sub> (1)	EtOH	40	78
5	1:2	Cs <sub>2</sub> CO <sub>3</sub> (1)	EtOH	50	80
6	1:2.5	Cs <sub>2</sub> CO <sub>3</sub> (1)	EtOH	52	79
7	1:2	DBU (1)	EtOH	64	66
8	1:2	<i>t</i> -BuOK (1)	EtOH	trace	35
9	1:2	K <sub>2</sub> CO <sub>3</sub> (1)	EtOH	70	83
10	1:2	Et <sub>3</sub> N (1)	EtOH	62	71
11	1:2	K <sub>2</sub> CO <sub>3</sub> (1)	EtOH	70	80
12	1:2	K <sub>2</sub> CO <sub>3</sub> (2)	EtOH	83	83
13	1:2	Cs <sub>2</sub> CO <sub>3</sub> (2)	EtOH	63	80
14 <sup>b</sup>	1:2	K <sub>2</sub> CO <sub>3</sub> (2)	CH <sub>3</sub> CN	80	85
15 <sup>b</sup>	1:2	K <sub>2</sub> CO <sub>3</sub> (2)	DMSO	trace	trace
16 <sup>b</sup>	1:2	K <sub>2</sub> CO <sub>3</sub> (2)	Dioxane	32	53
17 <sup>b</sup>	1:2	K <sub>2</sub> CO <sub>3</sub> (2)	CH <sub>2</sub> Cl <sub>2</sub>	36	50
18 <sup>b</sup>	1:2	K <sub>2</sub> CO <sub>3</sub> (2)	Toluene	trace	trace
19 <sup>b, g</sup>	1:2	K <sub>2</sub> CO <sub>3</sub> (2)	MeCN	52	62
20 <sup>b, h</sup>	1:2	K <sub>2</sub> CO <sub>3</sub> (2)	MeCN	18	trace
21 <sup>d</sup>	1:2	K <sub>2</sub> CO <sub>3</sub> (2)	EtOH	10	84
22 <sup>e</sup>	1:2	K <sub>2</sub> CO <sub>3</sub> (2)	EtOH	10	12
23 <sup>f</sup>	1:2	K <sub>2</sub> CO <sub>3</sub> (2)	EtOH	76	80 <sup>i</sup>

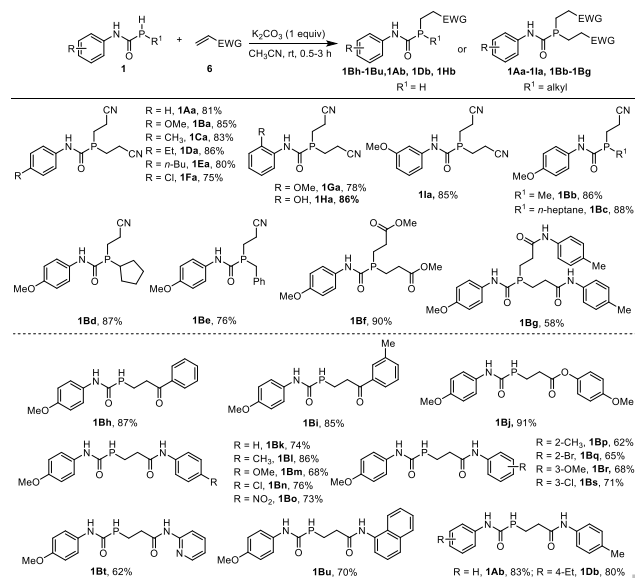
2



**Scheme 3.** Substrate scope for the synthesis of phosphonates/phosphinates.

With the optimized reaction conditions in hand, substrate scope of the reaction was investigated. As show in scheme 3I, phenylpropyl and phenylbutyl substituted products **4b** and **4c** were obtained in excellent yields, and both of these are all useful and valuable pharmaceutical intermediates.<sup>[6, 24, 25]</sup> Notably, the more reactive benzyl substituted substrate gave product **4d** in 64% yield, and the long-chain heptane substituted phosphanecarboxamide gave phosphate **4e** in 68% yield.

To further increase the diversity of the functional groups on phosphorus in this C-P bond cleavage reaction, we prepared a series of P(III) substrates through the *P*-Michael addition reaction (Scheme 4). Such compounds are usually difficult to synthesize by the conventional methods. Thus, the method of establishing C-P bond is of great interest to organic researchers.<sup>[26]</sup> Although some advances have been made in this field,<sup>[27]</sup> the formation of C(sp<sup>3</sup>)-P bond is still significantly challenging. Especially, the direct constructions of C(sp<sup>3</sup>)-P bond and -PH<sub>2</sub> group have rarely been reported. The method developed in this study will provide a new alternative approach for the synthesis of organic P(III) compounds.

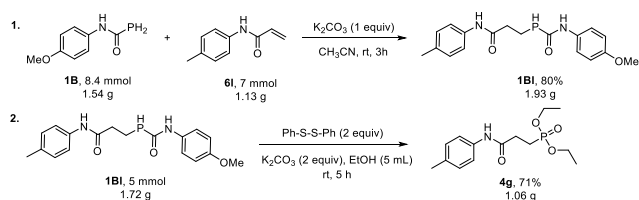


**Scheme 4.** Substrate scopes of the Michael addition reaction.

The phosphate products could be synthesized smoothly through the *P*-Michael addition reaction (Scheme 3I). There is no obvious electronic effect of the substituent group on the aromatic rings. Thus, similar yields were obtained for both electron-withdrawing (**4j**, **4m**) and electron-donating groups (**4f**, **4k**, **4l**). The *o*-Methyl substituted aromatic product (**4l**) was obtained in 68% yield, while naphthyl product (**4n**) was obtained in 54% yield. For the unsubstituted aromatic ring, product **4i** was obtained in 81% yield, which is comparable to the yields of phenylpropyl and phenylbutyl products (**4b**, **4c**).

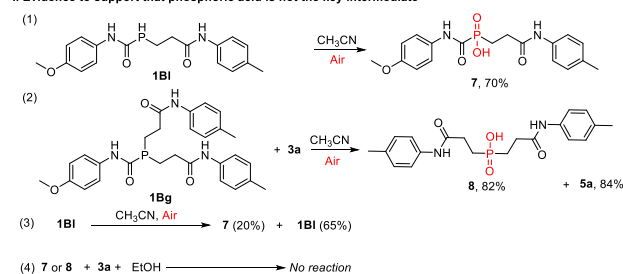
It is worth emphasizing that the protocol works well for the synthesis of hypophosphonate compounds when *P,P*-difunctionalized phosphanecarboxamides are used as substrate (Scheme 3II). For example, the desired products (**4p**, **4s**) were obtained in 86% and 80% yields. Notably, different alcohols (methanol, ethanol and propanol) could be used as the solvent, and all the reactions afforded the target products (**4f-4h**) in good yields. In addition, compounds **4q** and **4r** could be isolated in reasonably good yields (76% and 83% yields, respectively). Unfortunately, we found that phenol could not be used as a nucleophilic reagent to obtain the corresponding target product.

We next used **1Bl** as substrate to carry out the gram scale reaction (Scheme 5). We found **1Bl** could further undergo a gram-scale reaction to transform into phosphate ester **4g**. Although this scale-up reaction required a longer reaction time (5h), and the product **4g** was obtained in 71% yield.

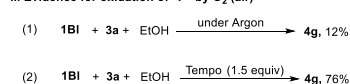


**Scheme 5.** Gram-scale reaction to prepare single Michael addition product (**1BI**) and phosphonates (**4g**).

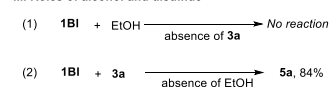
**I. Evidence to support that phosphoric acid is not the key intermediate**



**II. Evidence for oxidation of "P" by O<sub>2</sub> (air)**



**III. Roles of alcohol and disulfide**

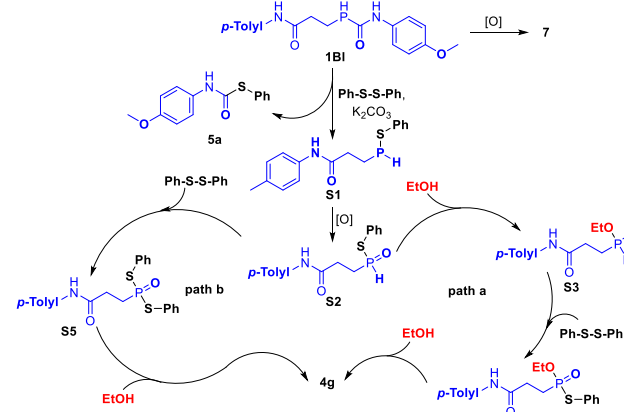


**Scheme 6.** Control experiments.

In order to elucidate the reaction mechanism, several control experiments were conducted (Scheme 6). In the absence of alcohol, substrates **1BI** and **1Bg** gave sole products: phosphoric acids (**7**) and (**8**) in good yields with and without disulfide **3a** respectively. Products **7** and **8** did not react further with ethanol to give product (**4g**) (Scheme 6I, equations 1-4). Therefore, compounds **7** and **8** were by-products, and not the intermediates of the reaction. It is evident from scheme 6II that oxidants such as air or O<sub>2</sub> played a crucial role in the generation of the desired product (Scheme 6II, equation 1). Furthermore, the reaction in the presence of a free radical inhibitor (2,2,6,6-tetramethylpiperidin-1-oxyl (TEMPO)) gave the target product (**4g**) in high yield (76%, Scheme 6II, equation 2), suggesting that the reaction did not proceed through a free-radical process. Both disulfide and alcohol were indispensable in this transformation (Scheme 6III, equations 1-2). Unfortunately, we could not isolate any phosphorus product in the absence of ethanol except thioester **5a** (84% yield).

Based on the above preliminary results and related literature reports,<sup>[28]</sup> a plausible reaction mechanism was proposed (Scheme 7). Initially, the reaction starting is promoted by disulfide (**3a**) attacking substrate **1BI** generating intermediate **S1** and thioester **5a**. Then, intermediate **S1** is oxidized to **S2**, which reacts with EtOH to form intermediate **S3** (detected by HRMS). The **S3** reacts with **3a** to form

**S4** (detected by HRMS), which eventually undergoes nucleophilic substitution reaction with alcohol to form desired product **4g** (path a). Alternatively, intermediate **S2** can be resulfurized to give the phosphonodithioate **S5**, which is subsequently esterized by EtOH to form **4g** (path b). Since we estimated the molecular weight of the intermediates **S3** and **S4** in HRMS, we speculate that the reaction is more likely to proceed through path a. Furthermore, since P(III)-H was extremely sensitive to air and was easily oxidized, in the absence of a disulfide, substrate **1B** can be directly oxidized to phosphoric acid **7**.<sup>[29c, 29f]</sup>



**Scheme 7.** Proposed mechanism.

In summary, we have developed a successful method to capture PH<sub>2</sub>(R) fragments generated from the C-P bond cleavage of a phosphoramidate. A series of phosphonates and phosphinates were synthesized by this method. This method is operationally simple under mild conditions with high yields of products, broad substrate scope, and good practical applicability. Most importantly, even the byproduct of this reaction, thioester, is a valuable and useful intermediate in organic synthesis.

## Experimental Section

### General procedure for the synthesis of phosphonates **4b**.

To a solution of disulfide **3a** (87.2 mg, 2 equiv), and K<sub>2</sub>CO<sub>3</sub> (55.2 mg, 2 equiv) in EtOH (3.0 mL) was added *N*-(4-methoxyphenyl)-1-(4-phenylbutyl)phosphanecarboxamide (**1c**, 63 mg, 0.2 mmol) at room temperature and stirred for 3 h. After the reaction reached completion, the reaction mixture was diluted with ethyl acetate (10 mL). The solvent was removed under reduced pressure, and the residue was purified by flash column chromatography on silica gel to give corresponding thioester **5a** (petroleum ether : ethyl acetate = 8:1) and phosphonates **4b** (ethyl acetate).

## Acknowledgements

We are thankful for financial support from the LongYuan Youth Innovative and Entrepreneurial Talents Project (the Key Talent Projects of Gansu Province [2019]39) and National Nature Science Foundation of China (No. 21562036).

## References

- [1] a) C. Queffelec, M. Petit, P. Janvier, D. A. Knight, B. Bujoli, *Chem. Rev.* **2012**, *112*, 3777; b) H. Onouchi, T. Miyagawa, A. Furuko, K. Maeda, E. Yashima, *J. Am. Chem. Soc.* **2005**, *127*, 2960-2965.
- [2] a) C. S. Demmer, N. K. Larsen, L. Bunch, *Chem. Rev.* **2011**, *111*, 7981-8006; b) P. Guga, *Curr. Top. Med. Chem.* **2007**, *7*, 695-713; c) K. Moonen, O. Laureyn, C. V. Stevens, *Chem. Rev.* **2004**, *104*, 6177-6216.
- [3] B. Nowack, *Water Res.* **2003**, *37*, 2533-2546.
- [4] a) G. P. Horsman, D. L. Zechel, *Chem. Rev.* **2017**, *117*, 5704-5783; b) A. Mucha, P. Kafarski, L. Berlicki, *J. Med. Chem.* **2011**, *54*, 5955-5980; c) J. W. McGrath, J. P. Chin, J. P. Quinn, *Nat. Rev. Microbiol.* **2013**, *11*, 412-419.
- [5] R. Martin, S. L. Buchwald, *Acc. Chem. Res.* **2008**, *41*, 1461-1473.
- [6] a) M. B. Geeson, C. C. Cummins, *Science* **2018**, *359*, 1383-1385; b) A. L. Schwan, *Chem. Soc. Rev.* **2004**, *33*, 218-224; c) C. S. Demmer, N. Krogsgaard-Larsen, L. Bunch, *Chem. Rev.* **2011**, *111*, 7981-8006; d) J. L. Montchamp, *Acc. Chem. Res.* **2014**, *47*, 77-87; e) F. M. J. Tappe, V. T. Trepohl, M. Oestreich, *Synthesis*, **2010**, *18*, 3037-3062; f) C. A. Bange, R. Waterman, *Chem. Eur. J.* **2016**, *22*, 12598-12605; g) R. Waterman, *Chem. Soc. Rev.* **2013**, *42*, 5629-5641; h) Q. Xu, L. B. Han, *J. Organomet. Chem.* **2011**, *696*, 130-140; i) J. Yang, T. Chen, L. B. Han, *J. Am. Chem. Soc.* **2015**, *137*, 1782-1785.
- [7] a) B. A. Arbuzov, *Pure Appl. Chem.* **1964**, *9*, 307-336; b) F. R. Atherton, *J. Chem. Soc.* **1945**, 660-663.
- [8] a) B. Xiong, X. Feng, L. Zhu, T. Chen, Y. Zhou, C.-T. Au, S.-F. Yin, *ACS Catal.* **2015**, *5*, 537-543; b) A. Sakakura, M. Katsukawa, K. Ishihara, *Angew. Chem. Int. Ed.* **2007**, *46*, 1423-1426; *Angew. Chem.* **2007**, *119*, 1445-1448.
- [9] a) J. Dhineshkumar, K. R. Prabhu, *Org. Lett.* **2013**, *15*, 6062-6065; b) C. Y. Li, T. Q. Chen, L.-B. Han, *Dalton Trans.* **2016**, *45*, 14893-14897.
- [10] a) T. Hirao, T. Masunaga, Y. Ohshiro, T. Agawa, *Synthesis* **1981**, *1*, 56-57; b) T. Hirao, T. Masunaga, Y. Ohshiro, T. Agawa, *Tetrahedron Lett.* **1980**, *21*, 3595-3598. c) C. Liu, M. Szostak, *Angew. Chem. Int. Ed.* **2017**, *56*, 12718-12722; *Angew. Chem.* **2017**, *129*, 12892-12896; and references cited herein; d) H. Luo, H. Liu, X. Chen, K. Wang, X. Luo, K. Wang, *Chem. Commun.* **2017**, *53*, 956-958; e) J. Yang, J. Xiao, T. Chen, S. F. Yin, L. B. Han, *Chem. Commun.* **2016**, *52*, 12233-12236; f) C. Fu, C. M. So, F. Y. Kwong, *Org. Lett.* **2015**, *17*, 5906-5909; g) T. Wang, S. Sang, L. Liu, H. Qiao, Y. Gao, Y. Zhao, *J. Org. Chem.* **2014**, *79*, 608-617; h) Y. L. Zhao, G. J. Wu, Y. Li, L. X. Gao, F. S. Han, *Chem. Eur. J.* **2012**, *18*, 9622-9627; i) C. Shen, G. Yang, W. Zhang, *Org. Biomol. Chem.* **2012**, *10*, 3500-3505; j) R. Berrino, S. Cacchi, G. Fabrizi, A. Goggiamani, P. Stabile, *Org. Biomol. Chem.* **2010**, *8*, 4815-4818; k) M. Andaloussi, J. Lindh, J. Sävmarker, P. J. R. Sjöberg, M. Larhed, *Chem. Eur. J.* **2009**, *15*, 13069-13074; l) H. Rao, Y. Jin, H. Fu, Y. Jiang, Y. Zhao, *Chem. Eur. J.* **2006**, *12*, 3636-3646; m) D. Gelman, L. Jiang, S. L. Buchwald, *Org. Lett.* **2003**, *5*, 2315-2318; n) K. S. Petrakis, T. L. Nagabhushan, *J. Am. Chem. Soc.* **1987**, *109*, 2831-2633. o) L. Niu, J. Liu, H. Yi, S. Wang, X.-A. Liang, A. K. Singh, C.-W. Chiang, A. Lei, *ACS Catal.* **2017**, *7*, 7412-7416; p) Y. He, H. Wu, F. D. Toste, *Chem. Sci.* **2015**, *6*, 1194-1198; q) M. Min, D. Kang, S. Jung, S. Hong, *Adv. Synth. Catal.* **2016**, *358*, 1296-1301.
- [11] B. Q. Xiong, G. Wang, C. S. Zhou, Y. Liu, P. L. Zhang, K. W. Tang, *J. Org. Chem.* **2018**, *83*, 993-999.
- [12] C. Y. Li, Q. Wang, J. Q. Zhang, Q. Xu, L. B. Han, *Green Chem.* **2019**, *21*, 2916-2922.
- [13] a) I. A. Inoue, H. Shinokubo, K. Oshima, *J. Am. Chem. Soc.* **2003**, *125*, 1484-1485; b) K. Masuda, N. Sakiyama, R. Tanaka, K. Noguchi, K. Tanaka, *J. Am. Chem. Soc.* **2011**, *133*, 6918-6921; c) B. E. Segelstein, T. W. Butler, B. L. Chenard, *J. Org. Chem.* **1995**, *60*, 12-13; d) D. K. Morita, J. K. Stille, J. R. Norton, *J. Am. Chem. Soc.* **1995**, *117*, 8576-8581; e) B. M. Goodson, T. I. Wallow, B. M. Novak, *J. Am. Chem. Soc.* **1997**, *119*, 12441-12453. f) P. A. Byrne, D. G. Gilheany, *J. Am. Chem. Soc.* **2012**, *134*, 9225-9239.
- [14] a) L. Wang, H. Chen, Z. Duan, *Chem. Asian J.* **2018**, *13*, 2164-2173; b) K. Jia, J. Li, Y. Chen, *Chem. Eur. J.* **2018**, *24*, 3174-3177.
- [15] For selected examples on C-P(III) cleavage, see: a) F. Y. Kwong, K. S. Chan, *Organometallics* **2000**, *19*, 2058-2060; b) F. Y. Kwong, K. S. Chan, *Chem. Commun.* **2000**, 1069-1070; c) J. Cao, X. Huang, L. Wu, *Chem. Commun.* **2013**, *49*, 7747-7749; d) K. Baba, M. Tobisu, N. Chatani, *Angew. Chem. Int. Ed.* **2013**, *52*, 11892-11895; *Angew. Chem.* **2013**, *125*, 12108-12111; e) K. Baba, M. Tobisu, N. Chatani, *Org. Lett.* **2015**, *17*, 70-73; f) H. Zhou, J. Li, H. Yang, C. Xia, G. Jiang, *Org. Lett.* **2015**, *17*, 4628-4631; g) Y. Zhou, Z. Gan, B. Su, Z. Duan, F. Mathey, *Org. Lett.* **2015**, *17*, 5722-5724. h) P. M. Scheetz, D. S. Glueck, A. L. Rheingold, *Organometallics* **2017**, *36*, 3387-3397; i) Z. Lian, B. N. Bhawal, P. Yu, B. Morandi, *Science* **2017**, *356*, 1059-1063.
- [16] a) J. E. Baxter, R. S. Davidson, D. G. Stevens, *J. Chem. Soc. Chem. Commun.* **1987**, 73-75; b) G. W. Sluggett, C. Turro, M. W. G. V. Koptug, N. J. Turro, *J. Am. Chem. Soc.* **1995**, *117*, 5148-5153; c) G. W. Sluggett, P. F. McGarry, I. V. Koptug, N. J. Turro, *J. Am. Chem. Soc.* **1996**, *118*, 7367-7372.
- [17] a) R. R. Yu, X. Y. Chen, S. F. Martin, Z. Q. Wang, *Org. Lett.* **2017**, *19*, 1808-1811; b) R. R. Yu, X. Y. Chen, Z. Q. Wang, *Tetrahedron Lett.* **2016**, *57*, 3404-3406.

- [18] a) A. R. Jupp, G. Trott, J. D. G. Holl, D. Carmichael, J. M. Goicoechea, *Chem. Eur. J.* **2015**, *21*, 8015-8018; b) M. B. Geeson, A. R. Jupp, J. E. McGrady, J. M. Goicoechea, *Chem. Commun.* **2014**, *50*, 12281-12284; c) A. R. Jupp, J. M. Goicoechea, *J. Am. Chem. Soc.* **2013**, *135*, 19131-19134.
- [19] a) Y.-H. Wu, Z.-F. Li, W.-P. Wang, X.-C. Wang, Z.-J. Quan, *Eur. J. Org. Chem.* **2017**, 5546-5553.
- [20] a) Y.-H. Wu, Q.-L. Wu, W.-P. Wang, X.-C. Wang, Z.-J. Quan, *Adv. Synth. Catal.* **2018**, *360*, 2382-2388; b) X.-G. Chen, Q.-L. Wu, F. Hou, X.-C. Wang, Z.-J. Quan, *Synlett.* **2019**, *30*, 73-76.
- [21] T. Liu, J. Zhu, X. Sun, L. Cheng, L. Wu, *Adv. Synth. Catal.* **2019**, *361*, 3532-3537.
- [22] a) M. J. Xuan, C. L. Lu, M. N. Liu, B.-L. Lin, *J. Org. Chem.* **2019**, *84*, 7694-7701; b) F. H. Xiao, S. S. Yuan, S. W. Liu, G.-J. Deng, *Adv. Synth. Catal.* **2019**, *361*, 3331-3336; c) F. H. Lutter, L. Grokenberger, M. S. Hofmayer, P. Knochel, *Chem. Sci.* **2019**, *10*, 8241-8245.
- [23] Utilization of this method to prepra the thioesters is undergoing in our group.
- [24] N. G. Anderson, *Org. Process Res. Dev.* **1997**, *1*, 315-319.
- [25] a) W.-Q. Liu, M. Vidal, C. Olszowy, E. Million, C. Lenoir, C. Garbay, *J. Med. Chem.* **2004**, *47*, 1223-1233; b) R. P. McGeary, P. Vella, J. Y. W. Mak, L. W. Guddat, G. Schenk, *Bioorg. Med. Chem. Lett.* **2009**, *19*, 163-166; c) W.W. Metcalf, W. A. van der Donk, *Annu. Rev. Biochem.* **2009**, *78*, 65-94; d) V. D. Romanenko, V. P. Kukhar, *Chem. Rev.* **2006**, *106*, 3868-3935.
- [26] a) H. Y. Zeng, C.-J. Li, *Org. Lett.* **2019**, *21*, 1301-1305; b) J. Y. Dong, L. Liu, X. Y. Ji, L.-B. Han, *Org. Lett.* **2019**, *21*, 3198-3203; c) J. Yuan, W.-P. To, C.-M. Che, *Org. Lett.* **2018**, *20*, 7816-7820; d) C. Huang, X. Tang, H. Fu, Y. F. Zhao, *J. Org. Chem.* **2006**, *71*, 5020-5022; e) A. L. Schwan, *Chem. Soc. Rev.* **2004**, *33*, 218-224.
- [27] a) D. Gelman, L. Jiang, S. L. Buchwald, *Org. Lett.* **2003**, *5*, 2315-2318; b) T. Hirai, L.-B. Han, *Org. Lett.* **2007**, *9*, 53-55.
- [28] a) S. Song, Y. Zhang, A. Yeerlan, B. Zhu, J. Liu, N. Jiao, *Angew. Chem. Int. Ed.* **2017**, *56*, 2487-2451; *Angew. Chem.* **2017**, *129*, 2527-2531; b) X. Qiu, X. X. Yang, Y. Q. Zhang, S. Song, N. Jiao, *Org. Chem. Front.* **2019**, *6*, 2220-2225; c) O. Berger, J.-L. Montchamp, *J. Org. Chem.* **2019**, *84*, 9239-9256; d) P. A. Donets, N. Cramer, *J. Am. Chem. Soc.* **2013**, *135*, 11772-11775; e) Y. Unoh, K. Hirano, M. Miura, *J. Am. Chem. Soc.* **2017**, *139*, 6106-6109; f) T. Yuan, S. Huang, C. Cai, G.-P. Lu, *Org. Biomol. Chem.* **2018**, *16*, 30-33; g) J.-L. Montchamp, *Acc. Chem. Res.* **2014**, *47*, 77-87; h) E. J. Corey, K. C. Nicolaou, *J. Am. Chem. Soc.* **1974**, *96*, 5614-5616.

## UPDATE

Disulfide promoted C-P bond cleavage of phosphoramidate: novel “P” surrogates to synthesize phosphonates and phosphinates

*Adv. Synth. Catal.* **Year**, *Volume*, Page – Page

Fei Hou, Xing-Peng Du, Anwar I. Alduma, Zhi Feng Li,\* Cong-De Huo, Xi-Cun Wang, Xiao-Feng Wu,\* Zheng-Jun Quan\*

