

Note

1-Hydroxybenzotriazole Assisted, N-Heterocyclic Carbene Catalyzed beta-Functionalization of Saturated Carboxylic Esters: Access to Spirooxindole Lactones

Jianfeng Xu, Shiru Yuan, Maozhong Miao, and Zhengkai Chen

J. Org. Chem., **Just Accepted Manuscript** • DOI: 10.1021/acs.joc.6b02032 • Publication Date (Web): 06 Oct 2016

Downloaded from <http://pubs.acs.org> on October 8, 2016

Just Accepted

"Just Accepted" manuscripts have been peer-reviewed and accepted for publication. They are posted online prior to technical editing, formatting for publication and author proofing. The American Chemical Society provides "Just Accepted" as a free service to the research community to expedite the dissemination of scientific material as soon as possible after acceptance. "Just Accepted" manuscripts appear in full in PDF format accompanied by an HTML abstract. "Just Accepted" manuscripts have been fully peer reviewed, but should not be considered the official version of record. They are accessible to all readers and citable by the Digital Object Identifier (DOI®). "Just Accepted" is an optional service offered to authors. Therefore, the "Just Accepted" Web site may not include all articles that will be published in the journal. After a manuscript is technically edited and formatted, it will be removed from the "Just Accepted" Web site and published as an ASAP article. Note that technical editing may introduce minor changes to the manuscript text and/or graphics which could affect content, and all legal disclaimers and ethical guidelines that apply to the journal pertain. ACS cannot be held responsible for errors or consequences arising from the use of information contained in these "Just Accepted" manuscripts.

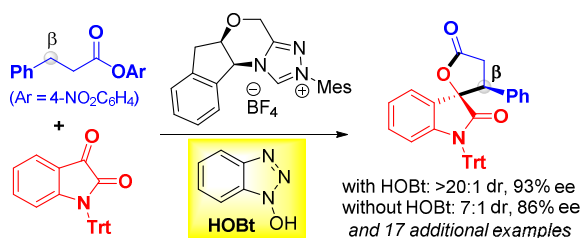


ACS Publications

1-Hydroxybenzotriazole Assisted, N-Heterocyclic Carbene Catalyzed β -Functionalization of Saturated Carboxylic Esters: Access to Spirooxindole Lactones

Jianfeng Xu,* Shiru Yuan, Maozhong Miao, and Zhengkai Chen

Department of Chemistry, Zhejiang Sci-Tech University, Hangzhou 310018, PR China



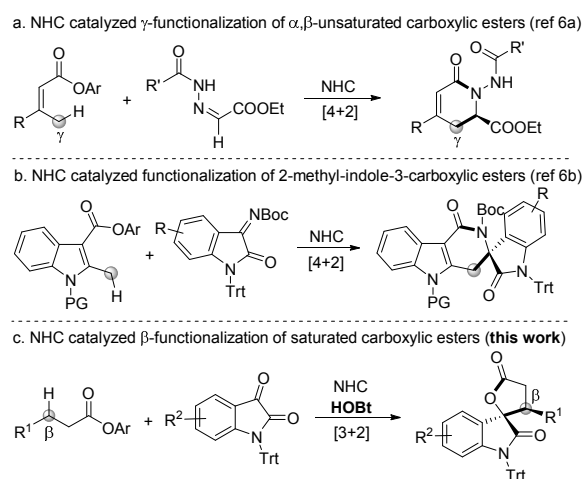
ABSTRACT: A 1-hydroxybenzotriazole (HOBt) assisted, N-heterocyclic carbene (NHC) catalyzed direct β -functionalization of saturated carboxylic esters is disclosed. This formal [3+2] annulation reaction of carboxylic esters with isatins affords optically pure spirooxindole lactones (on gram scale) bearing two vicinal stereogenic centers. A dual role of HOBt is proposed based on controlled experiments to rationalize the enhancement of diastereoselectivity and enantioselectivity.

Saturated carbonyl compounds such as esters and aldehydes are unambiguously vital building blocks for the preparation of pharmaceuticals, fine chemicals, and materials. Therefore, it is not surprising that considerable efforts have been devoted to the direct asymmetric functionalization of the carbonyl carbon and α -carbon of those compounds.¹ However, the direct catalytic incorporation of useful units on the saturated inert carbons remote from carbonyl group, such as the β -carbon, is more challenging.² Recently, several research groups have accomplished the direct enantioselective β -functionalization of saturated carbonyl compounds through organocatalysis.³ In 2011, Wang^{3b} and Hayashi^{3c} independently turned the β -carbon of saturated aldehydes into an electrophilic reactive carbon via oxidative amine catalysis. In 2013, Chi and co-workers also formed an electrophilic β -carbon from saturated aldehydes mediated by an N-heterocyclic carbene (NHC) catalyst under oxidative condition.^{3d} In 2013 and 2015, Chi group and Yao group further successfully converted the saturated β -carbon of esters,^{3e,f} anhydrides,^{3g,h} and acids³ⁱ into a nucleophilic reactive carbon via NHC catalysis. Despite the progress has been achieved, the development of efficient strategies towards the direct introduction of functional groups at the β -position of saturated carbonyl compounds in a diastereo- and enantioselective manner is still in very high demand.

In the past several years, N-heterocyclic carbenes (NHCs) have been exploited as captivating organocatalysts for the activation of various substrates through many kinds of

reaction modes to construct structurally complex and biologically active compounds.⁴ Compared to oxygen sensitive aldehydes and easily hydrolysed anhydrides, carboxylic esters are bench stable, readily available, and easy to handle substrates.⁵ We are interested in the development of novel catalytic asymmetric reactions to synthesize enantiomerically enriched heterocycles from inexpensive 4-nitrophenol esters via NHC catalysis.⁶ In 2013 we realized an NHC catalyzed direct γ -functionalization of α,β -unsaturated carboxylic esters to prepare chiral δ -lactams, which could be further transformed to pipecolic acid derivatives (Scheme 1a).^{6a} Very recently, we achieved an NHC catalyzed formal [4+2] annulation reaction to furnish optically pure indole-fused δ -lactams by in situ generation of indole-2,3-quinodimethanes from 2-methyl-indole-3-carboxylic esters (Scheme 1b).^{6b} Herein we describe a HOBt assisted, NHC catalyzed formal [3+2] annulation reaction to afford spirooxindole lactones bearing two vicinal stereogenic centers through direct β -functionalization of saturated carboxylic esters (Scheme 1c).⁷ Notably, the employment of a catalytic amount of HOBt in our reaction could dramatically improve the diastereoselectivity and enantioselectivity, which is distinguished from other reactions in NHC catalysis where HOBt is simply used as a coupling reagent to form in situ generated activated benzotriazole esters.⁸

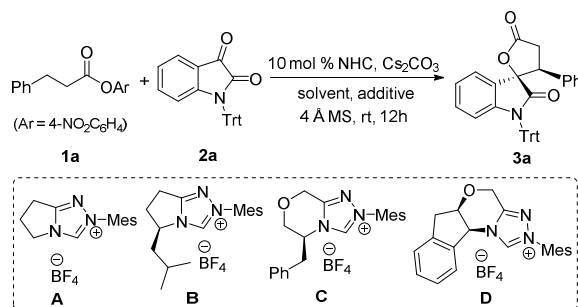
Scheme 1. NHC Catalyzed Synthesis of Heterocycles from Carboxylic Esters



We started our investigation by using ester **1a** and isatin **2a** as the model substrates, and the key results are summarized in Table 1. As anticipated, when racemic NHC precatalyst **A**⁹ was used, the [3+2] annulation product **3a** was successfully formed in 66% yield and 1:1 dr (Table 1, entry 1). L-Leucine derived NHC precatalyst **B**¹⁰, which was the optimal precatalyst for our previous ester γ -functionalization,^{6a} affording **3a** in 84% yield and 88% ee, but only with 2:1 dr (entry 2). When L-phenylalanine derived NHC precatalyst **C**¹¹ was employed, spirooxindole lactone **3a** was obtained in lower yield and ee but slightly increased dr (entry 3). To our delight, when aminoindanol derived NHC precatalyst **D**¹² was introduced, the desired product **3a** could be furnished with an encouraging 7:1 dr and similar yield and ee (entry 4). With **D** as the optimal catalyst, we next set out to examine the solvent effect. 1,4-Dioxane could proceed this reaction

smoothly, giving **3a** in 82% yield, 8:1 dr, and 82% ee (entry 5). CH₃CN and EtOAc were less effective, as the dr value in both reactions dropped to 3:1 (entries 6 and 7). Lewis acids were previously proven to be able to improve diastereoselectivities and enantioselectivities in NHC catalysis,¹³ so we tested Sc(OTf)₃ and Mg(OTf)₂ in our reaction, but unfortunately only negative results were observed (entries 8 and 9). Finally, when 20 mol % of HOBt was exploited as an additive, we were gratifyingly to isolate **3a** in 86% yield, >20:1 dr, and 93% ee (entry 10).

Table 1. Optimization of Reaction Conditions^a



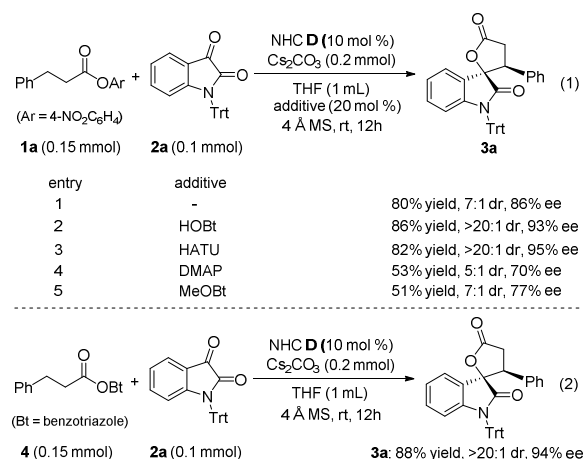
entry	conditions	yield (%) ^b	dr ^c	ee (%) ^d
1	A , THF, -	66	1:1	-
2	B , THF, -	84	2:1	88
3	C , THF, -	72	3:1	64
4	D , THF, -	89 (80)	7:1	86
5	D , 1,4-dioxane, -	82	8:1	82
6	D , CH ₃ CN, -	79	3:1	78
7	D , EtOAc, -	68	3:1	80
8	D , THF, Sc(OTf) ₃	74	5:1	76
9	D , THF, Mg(OTf) ₂	73	5:1	82
10	D , THF, HOBt	91 (86)	>20:1	93

^a Reaction conditions unless otherwise specified: **1a** (0.15 mmol), **2a** (0.1 mmol), NHC (10 mol %), Cs₂CO₃ (0.2 mmol), additive (20 mol %), solvent (1 mL), 4 Å MS (100 mg, powder) at room temperature for 12 h. ^b Yield estimated via ¹H NMR analysis using 1,3,5-trimethoxybenzene as an internal standard, number in the parentheses is the isolated yield based on **2a**. ^c Diastereomeric ratio of **3a**, determined via ¹H NMR analysis of crude reaction mixtures. ^d Enantiomeric excess of **3a**, determined via chiral phase HPLC analysis.

To gain further insight of how HOBt function in this reaction, we next set out to perform several additional experiments (Scheme 2). Similarly, when (1-[Bis(dimethylamino) methylene]-1H-1,2,3-triazolo[4,5-b]pyridinium 3-oxid hexafluoro phosphate) (HATU) was used as an additive, the desired product **3a** was isolated in good yield with excellent diastereoselectivity and enantioselectivity (Scheme 2, eq 1, entry 3). However, 4-dimethylaminopyridine (DMAP), another commonly used coupling reagent in peptide synthesis, only affording **3a** in poor result (eq 1, entry 4). The use of methyl substituted HOBt (MeOBt) also led to unsatisfactory outcome, suggesting that hydrogen bonding may play a critical role in current reaction (eq 1, entry 5). Finally, preformed

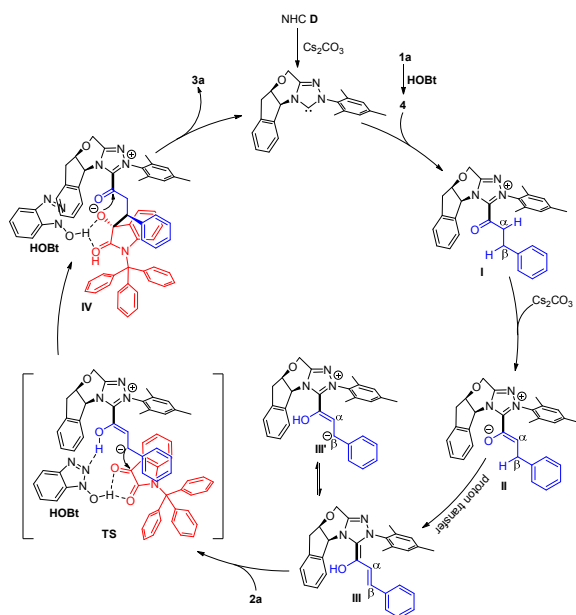
benzotriazole ester **4** was employed as the ester substrate and the corresponding product **3a** was obtained in 88% yield, >20:1 dr, and 94% ee (eq 2).

Scheme 2. Controlled Experiments



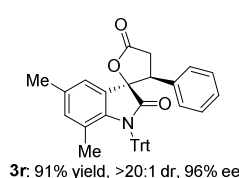
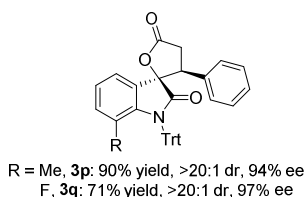
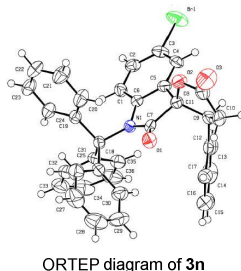
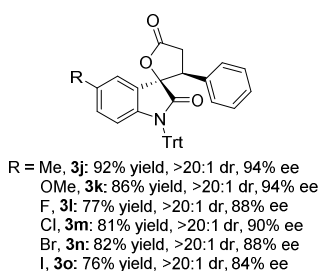
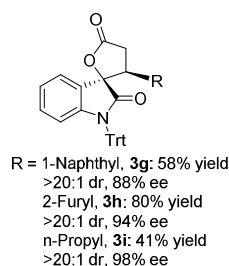
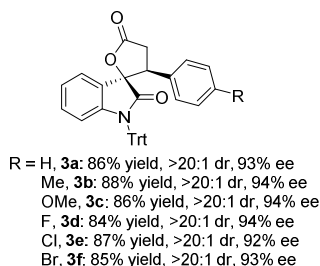
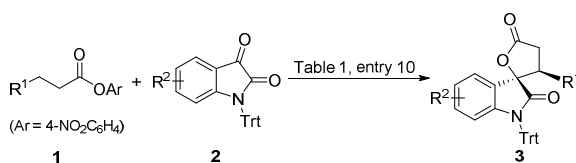
Based on the above observations, a plausible mechanism where HOBt plays a dual role is depicted in Scheme 3. HOBt (role No. 1: as an ester activating reagent) first replaces the 4-nitrophenol moiety of **1a** to afford activated benzotriazole ester **4**, which is next substituted by a chiral free NHC catalyst (formed by Cs_2CO_3 mediated deprotonation of NHC precatalyst **D**) to generate acyl azolium intermediate **I**. α -Deprotonation of intermediate **I** furnishes enolate intermediate **II**, and subsequent proton transfer turns enolate intermediates **II** to homoenolate intermediate **III**.^{3e-f,14} Due to the steric hindrance of the bulky indanol moiety on NHC catalyst, isatin **2a** would prefer to approach intermediate **III** from the opposite face induced by hydrogen bonding from HOBt (role No. 2: as a hydrogen bonding donor), this reorganization of reactive species (transition state **TS**) may lead to the enhancement of diastereoselectivity and enantioselectivity. The anion on the β -carbon of intermediate **III** attacks isatin **2a** from si face furnishes intermediate **IV**, and lactonization of intermediate **IV** finally releases spirooxindole lactone **3a** as the annulation product and regenerate free NHC catalyst.

Scheme 3. Proposed Catalytic Cycle



With the optimized reaction conditions in hand (Table 1, entry 10), we then evaluated the scope of this formal [3+2] annulation reaction. As shown in Scheme 4, a broad range of carboxylic esters with diverse electronic and steric properties were first explored. The use of 4-nitrophenyl 3-phenylpropanoate (**1a**) provided the desired product **3a** in 86% yield with >20:1 dr and 93% ee. Esters with both electron-donating substituents (4-Me and 4-OMe) and electron-withdrawing substituents (4-F, 4-Cl, and 4-Br) on their β -phenyl ring were all well tolerated, leading to the corresponding products **3b-f** in similar good yields, excellent diastereoselectivities and enantioselectivities. The introduction of a sterically demanding substituent such as the 1-naphthyl group caused a decrease in both yield and enantioselectivity (**3g**). Heteroaryl substituted carboxylic ester can be readily accommodated, thus affording the corresponding 2-furyl substituted product **3h** in 80% yield, >20:1 dr, and 94% ee. It is worth noting that β -alkyl substituted carboxylic ester was also compatible under the optimal conditions, furnishing product **3i** in lower 41% yield, >20:1 dr, and 98% ee. Modifications on the phenyl ring of the isatin substrates were feasible. The use of 5-Me and 5-OMe substituted isatins achieved the desired products **3j** and **3k** in good yields, excellent diastereoselectivities and enantioselectivities. However, when electron-withdrawing substituents (5-F, 5-Cl, 5-Br, and 5-I) were installed on the isatin phenyl ring, a slight drop in both yields and enantioselectivities were observed (**3l-o**), the absolute configuration of the major enantiomer was assigned based on X-ray structure of **3n**.¹⁵ The substitution patterns on other positions of the isatin phenyl ring were also investigated, and the use of 7-Me, 7-F, and 5,7-dimethyl substituted isatins gave the corresponding products **3p-r** in good yields and excellent drs and ees, respectively.

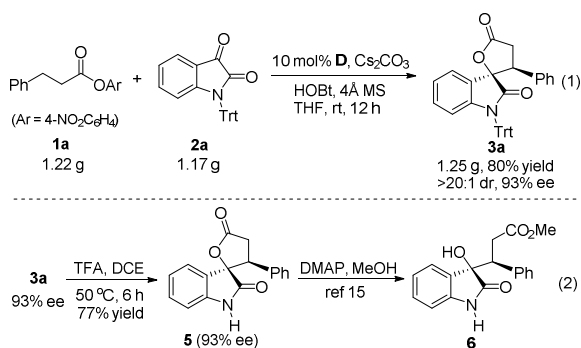
Scheme 4. Scope of Reactions^a



^a Reaction conditions: **1** (0.15 mmol), **2** (0.1 mmol), NHC **D** (10 mol %), Cs_2CO_3 (0.2 mmol), THF (1 mL), HOBT (20 mol %), 4 Å MS (100 mg, powder) at room temperature for 12 h; Isolated yields based on **2**; The drs were determined via ^1H NMR analysis of crude reaction mixtures; The ees were determined via chiral phase HPLC analysis.

Moreover, this reaction can be smoothly performed on a gram scale without loss of diastereoselectivity and enantioselectivity (Scheme 5, eq 1). The trityl protecting group on **3a** can be readily removed by trifluoroacetic acid (TFA) to form spirooxindole lactone **5**, which could be further transformed to 3-hydroxy oxindole **6** (Scheme 5, eq 2).¹⁶ It is noteworthy that 3-hydroxy oxindoles are widely found as core skeletons in a variety of natural products and biologically active compounds.¹⁷

Scheme 5. Gram-scale Preparation and Synthetic Transformation of **3a**



In summary, we have developed a HOBT assisted, NHC-catalyzed direct β -functionalization reaction of saturated carboxylic esters that undergoes a formal [3+2] annulation with isatins in a highly efficient, diastereoselective, and enantioselective manner to afford chiral spirooxindole lactones. This reaction can be easily scaled up and the trityl protecting group could be readily removed under mild conditions to give spirooxindole lactone which could be further converted to the biologically interesting 3-hydroxy oxindole. A dual role of HOBT is proposed to rationalize the enhancement of diastereoselectivity and enantioselectivity.

EXPERIMENTAL SECTION

General Information Commercially available materials were used as received. ^1H and ^{13}C NMR spectra were recorded at 400 and 100 MHz, respectively. Chemical shifts were recorded in parts per million (ppm, δ) relative to tetramethylsilane ($\delta = 0.00$) or chloroform ($\delta = 7.26$). High-resolution mass spectra were obtained on a HRMS/LC-MS instrument using electrospray ionization (ESI) as the ionization method and an ion trap mass analyzer. The determination of ee was performed via chiral HPLC analysis using IA and IC columns (25×0.46 cm) on an HPLC instrument. Optical rotations were measured using a 1 mL cell with a 1 dm path length and are reported as follows: $[\alpha]_D^{rt}$ (c in g per 100 mL solvent). All reactions were monitored by TLC with GF 254 silica gel coated plates. Flash column chromatography was carried out using 200–300 mesh silica gel. Melting points are uncorrected.

General Procedure for the Catalytic Synthesis of Spirooxindole Lactones. To a dry 10 mL Schlenk tube equipped with a magnetic stir bar, was added **1** (0.15 mmol), **2** (0.1 mmol), Cs_2CO_3 (0.2 mmol), HOBT (0.02 mmol), 4Å MS (100 mg), and chiral NHC pre-catalyst **D** (0.01 mmol). The tube was sealed with a septum, evacuated and refilled with nitrogen (3 cycles). Freshly distilled anhydrous THF (1 mL) was added and the reaction mixture was allowed to stir for 12 hours at room temperature. After completion of the reaction, the reaction mixture was concentrated under reduced pressure and the residue was subjected to column chromatography using hexane/EtOAc = 5/1 as eluent to afford the desired spirooxindole lactones **3**. *Note:* The racemic catalyst that used for the preparation of the corresponding racemic products for HPLC analysis was synthesized by mixing chiral pre-catalyst **D** and *ent*-**D** in a 1:1 ratio.

(2*R*,3*S*)-3-phenyl-1'-trityl-3,4-dihydro-5*H*-spiro[furan-2,3'-indoline]-2',5-dione (**3a**): 44.8 mg, 86% yield, >20:1 dr, white solid: mp 253-254 °C. ¹H NMR (400 MHz, CDCl₃) δ 7.47 (d, *J* = 7.6 Hz, 1H), 7.41-7.39 (m, 3H), 7.16-7.11 (m, 11H), 7.05 (t, *J* = 7.6 Hz, 1H), 6.94-6.92 (m, 7H), 6.13 (d, *J* = 8.4 Hz, 1H), 4.14 (dd, *J*₁ = 14.0 Hz, *J*₂ = 8.0 Hz, 1H), 3.73 (dd, *J*₁ = 16.8 Hz, *J*₂ = 13.6 Hz, 1H), 2.86 (dd, *J*₁ = 16.8 Hz, *J*₂ = 8.0 Hz, 1H); ¹³C NMR (100 MHz, CDCl₃) δ 174.7, 174.3, 144.5, 140.9, 132.3, 129.6, 129.4, 128.9, 128.7, 128.3, 127.5, 127.0, 124.9, 123.4, 123.0, 116.7, 86.0, 74.8, 51.3, 31.7; HRMS (ESI, *m/z*): calcd. for C₃₆H₂₇NO₃Na⁺ 544.1889, found 544.1891. [α]_D²¹ = -90.1 (*c* = 1.0 in CHCl₃); HPLC analysis: 93% ee, [CHIRALPAK IA column; 1 mL/min; solvent system: *i*-PrOH/hexane = 5:95; retention times: 16.6 min (minor), 21.6 min (major)].

(2*R*,3*S*)-3-(*p*-tolyl)-1'-trityl-3,4-dihydro-5*H*-spiro[furan-2,3'-indoline]-2',5-dione (**3b**): 47.1 mg, 88% yield, >20:1 dr, pale yellow solid: mp 245-246 °C. ¹H NMR (400 MHz, CDCl₃) δ 7.45 (d, *J* = 7.2 Hz, 1H), 7.21-7.10 (m, 11H), 7.03-6.91 (m, 10H), 6.11 (d, *J* = 8.0 Hz, 1H), 4.09 (dd, *J*₁ = 13.6 Hz, *J*₂ = 8.0 Hz, 1H), 3.70 (dd, *J*₁ = 16.8 Hz, *J*₂ = 14.0 Hz, 1H), 2.83 (dd, *J*₁ = 17.2 Hz, *J*₂ = 8.4 Hz, 1H), 2.34 (s, 3H); ¹³C NMR (100 MHz, CDCl₃) δ 174.8, 174.3, 144.4, 140.9, 138.7, 129.6, 129.4, 129.3, 129.2, 128.1, 127.4, 127.0, 124.9, 123.4, 122.9, 116.6, 86.1, 74.8, 51.2, 31.7, 21.2; HRMS (ESI, *m/z*): calcd. for C₃₇H₂₉NO₃Na⁺ 558.2045, found 558.2052. [α]_D²¹ = -100.7 (*c* = 1.0 in CHCl₃); HPLC analysis: 94% ee, [CHIRALPAK IA column; 1 mL/min; solvent system: *i*-PrOH/hexane = 5:95; retention times: 10.1 min (minor), 13.2 min (major)].

(2*R*,3*S*)-3-(4-methoxyphenyl)-1'-trityl-3,4-dihydro-5*H*-spiro[furan-2,3'-indoline]-2',5-dione (**3c**): 47.4 mg, 86% yield, >20:1 dr, pale yellow solid: mp 229-230 °C. ¹H NMR (400 MHz, CDCl₃) δ 7.44 (d, *J* = 7.2 Hz, 1H), 7.16-7.11 (m, 9H), 7.05-6.89 (m, 12H), 6.12 (d, *J* = 8.4 Hz, 1H), 4.08 (dd, *J*₁ = 13.6 Hz, *J*₂ = 8.0 Hz, 1H), 3.77 (s, 3H), 3.67 (dd, *J*₁ = 16.8 Hz, *J*₂ = 14.0 Hz, 1H), 2.82 (dd, *J*₁ = 16.8 Hz, *J*₂ = 8.0 Hz, 1H); ¹³C NMR (100 MHz, CDCl₃) δ 174.8, 174.3, 160.0, 144.4, 140.9, 129.5, 129.4, 129.3, 127.4, 127.0, 124.8, 124.1, 123.4, 123.0, 116.6, 114.0, 86.1, 74.7, 55.3, 50.8, 31.9; HRMS (ESI, *m/z*): calcd. for C₃₇H₂₉NO₄Na⁺ 574.1994, found 574.1993. [α]_D²¹ = -105.9 (*c* = 1.0 in CHCl₃); HPLC analysis: 94% ee, [CHIRALPAK IA column; 1 mL/min; solvent system: *i*-PrOH/hexane = 5:95; retention times: 15.9 min (minor), 18.3 min (major)].

(2*R*,3*S*)-3-(4-fluorophenyl)-1'-trityl-3,4-dihydro-5*H*-spiro[furan-2,3'-indoline]-2',5-dione (**3d**): 45.3 mg, 84% yield, >20:1 dr, viscous solid. ¹H NMR (400 MHz, CDCl₃) δ 7.46 (d, *J* = 6.8 Hz, 1H), 7.17-7.12 (m, 9H), 7.07-7.03 (m, 5H), 6.96-6.93 (m, 7H), 6.12 (d, *J* = 8.4 Hz, 1H), 4.10 (dd, *J*₁ = 13.6 Hz, *J*₂ = 8.0 Hz, 1H), 3.67 (dd, *J*₁ = 16.8 Hz, *J*₂ = 14.0 Hz, 1H), 2.86 (dd, *J*₁ = 16.8 Hz, *J*₂ = 8.0 Hz, 1H); ¹³C NMR (100 MHz, CDCl₃) δ 174.4, 174.0, 162.9 (d, *J*_{C-F} = 247 Hz), 144.5, 140.8, 130.0 (d, *J*_{C-F} = 8 Hz), 129.7, 129.4, 128.1 (d, *J*_{C-F} = 2 Hz), 127.5, 127.1, 124.4, 123.4, 123.1, 116.8, 115.6 (d, *J*_{C-F} = 21 Hz), 85.6, 74.8, 50.8, 32.0; HRMS (ESI, *m/z*): calcd. for C₃₆H₂₆NO₃FNa⁺ 562.1794, found 562.1790. [α]_D²¹ = -77.9 (*c* = 1.0 in CHCl₃); HPLC analysis: 94% ee, [CHIRALPAK IA column; 1 mL/min; solvent system: *i*-PrOH/hexane = 5:95; retention times: 10.9 min (minor), 13.2 min (major)].

(2*R*,3*S*)-3-(4-chlorophenyl)-1'-trityl-3,4-dihydro-5*H*-spiro[furan-2,3'-indoline]-2',5-dione (**3e**): 48.3 mg, 87% yield, >20:1 dr, pale yellow solid: mp 209-211 °C. ¹H NMR (400 MHz, CDCl₃) δ 7.46 (d, *J* = 7.2 Hz, 1H), 7.32 (d, *J* = 8.4 Hz, 2H), 7.18-7.13 (m, 9H),

7.07-6.91 (m, 10H), 6.11 (d, $J = 8.0$ Hz, 1H), 4.08 (dd, $J_1 = 13.6$ Hz, $J_2 = 8.0$ Hz, 1H), 3.67 (dd, $J_1 = 16.8$ Hz, $J_2 = 14.0$ Hz, 1H), 2.85 (dd, $J_1 = 16.8$ Hz, $J_2 = 8.4$ Hz, 1H); ^{13}C NMR (100 MHz, CDCl_3) δ 174.3, 173.9, 144.6, 140.8, 134.9, 130.9, 129.8, 129.7, 129.4, 128.8, 127.5, 127.1, 124.3, 123.4, 123.1, 116.8, 85.8, 74.9, 50.8, 31.9; HRMS (ESI, m/z): calcd. for $\text{C}_{36}\text{H}_{27}\text{NO}_3\text{Cl}^+$ 556.1679, found 556.1670. $[\alpha]_{\text{D}}^{21} = -97.5$ ($c = 1.0$ in CHCl_3); HPLC analysis: 92% ee, [CHIRALPAK IA column; 1 mL/min; solvent system: *i*-PrOH/hexane = 5:95; retention times: 11.1 min (minor), 14.0 min (major)].

(2*R*,3*S*)-3-(4-bromophenyl)-1'-trityl-3,4-dihydro-5*H*-spiro[furan-2,3'-indoline]-2',5-dione (**3f**): 51.0 mg, 85% yield, >20:1 dr, white solid: mp 224-225 °C. ^1H NMR (400 MHz, CDCl_3) δ 7.47 (d, $J = 8.0$ Hz, 2H), 7.45 (d, $J = 8.4$ Hz, 1H), 7.19-7.14 (m, 9H), 7.05 (t, $J = 7.2$ Hz, 1H), 6.97-6.91 (m, 9H), 6.11 (d, $J = 8.0$ Hz, 1H), 4.07 (dd, $J_1 = 13.6$ Hz, $J_2 = 8.0$ Hz, 1H), 3.67 (dd, $J_1 = 16.8$ Hz, $J_2 = 14.0$ Hz, 1H), 2.85 (dd, $J_1 = 16.8$ Hz, $J_2 = 8.0$ Hz, 1H); ^{13}C NMR (100 MHz, CDCl_3) δ 174.3, 173.9, 144.5, 140.8, 131.8, 130.4, 130.0, 129.8, 129.4, 127.5, 127.1, 124.3, 123.4, 123.1, 123.0, 116.8, 85.7, 74.9, 50.8, 31.9; HRMS (ESI, m/z): calcd. for $\text{C}_{36}\text{H}_{26}\text{NO}_3^{81}\text{BrNa}^+$ 624.0973, found 624.0963. $[\alpha]_{\text{D}}^{21} = -96.7$ ($c = 1.0$ in CHCl_3); HPLC analysis: 93% ee, [CHIRALPAK IA column; 1 mL/min; solvent system: *i*-PrOH/hexane = 5:95; retention times: 11.7 min (minor), 15.1 min (major)].

(2*R*,3*S*)-3-(naphthalen-1-yl)-1'-trityl-3,4-dihydro-5*H*-spiro[furan-2,3'-indoline]-2',5-dione (**3g**): 33.1 mg, 58% yield, >20:1 dr, pale yellow solid: mp 262-263 °C. ^1H NMR (400 MHz, CDCl_3) δ 7.95 (d, $J = 8.0$ Hz, 1H), 7.88 (d, $J = 8.0$ Hz, 1H), 7.71 (d, $J = 7.2$ Hz, 1H), 7.58-7.64 (m, 2H), 7.52-7.45 (m, 2H), 7.18 (t, $J = 8.0$ Hz, 1H), 7.11-7.05 (m, 4H), 7.02-6.98 (m, 6H), 6.80 (t, $J = 8.0$ Hz, 1H), 6.59-6.57 (m, 6H), 5.85 (d, $J = 8.0$ Hz, 1H), 5.04 (dd, $J_1 = 13.6$ Hz, $J_2 = 8.4$ Hz, 1H), 3.89 (dd, $J_1 = 17.2$ Hz, $J_2 = 13.6$ Hz, 1H), 3.00 (dd, $J_1 = 16.8$ Hz, $J_2 = 8.0$ Hz, 1H); ^{13}C NMR (100 MHz, CDCl_3) δ 174.8, 174.7, 144.1, 140.7, 134.2, 131.9, 129.4, 129.2, 129.0, 128.9, 128.3, 127.3, 126.8, 125.9, 125.8, 125.7, 125.6, 125.2, 123.3, 123.2, 122.8, 116.8, 86.2, 74.6, 45.7, 33.1; HRMS (ESI, m/z): calcd. for $\text{C}_{40}\text{H}_{29}\text{NO}_3\text{Na}^+$ 594.2045, found 594.2039. $[\alpha]_{\text{D}}^{21} = +28.0$ ($c = 1.0$ in CHCl_3); HPLC analysis: 88% ee, [CHIRALPAK ID column; 1 mL/min; solvent system: *i*-PrOH/hexane = 10:90; retention times: 24.4 min (minor), 32.5 min (major)].

(2*R*,3*S*)-3-(furan-2-yl)-1'-trityl-3,4-dihydro-5*H*-spiro[furan-2,3'-indoline]-2',5-dione (**3h**): 40.9 mg, 80% yield, >20:1 dr, viscous solid. ^1H NMR (400 MHz, CDCl_3) δ 7.41-7.39 (m, 2H), 7.20-7.11 (m, 15H), 7.03 (t, $J = 7.6$ Hz, 1H), 6.97 (t, $J = 8.0$ Hz, 1H), 6.44-6.42 (m, 1H), 6.28-6.26 (m, 1H), 6.24-6.22 (m, 1H), 4.18 (dd, $J_1 = 13.2$ Hz, $J_2 = 8.4$ Hz, 1H), 3.60 (dd, $J_1 = 17.2$ Hz, $J_2 = 13.6$ Hz, 1H), 2.92 (dd, $J_1 = 17.2$ Hz, $J_2 = 8.4$ Hz, 1H); ^{13}C NMR (100 MHz, CDCl_3) δ 174.0, 173.9, 148.2, 144.4, 142.8, 141.2, 129.6, 129.3, 127.5, 127.0, 125.0, 123.4, 123.0, 116.6, 110.8, 108.7, 84.5, 74.7, 44.8, 31.8; HRMS (ESI, m/z): calcd. for $\text{C}_{34}\text{H}_{25}\text{NO}_4\text{Na}^+$ 534.1681, found 534.1683. $[\alpha]_{\text{D}}^{21} = -64.7$ ($c = 1.0$ in CHCl_3); HPLC analysis: 94% ee, [CHIRALPAK ID column; 1 mL/min; solvent system: *i*-PrOH/hexane = 10:90; retention times: 19.0 min (minor), 20.6 min (major)].

(2*R*,3*R*)-3-propyl-1'-trityl-3,4-dihydro-5*H*-spiro[furan-2,3'-indoline]-2',5-dione (**3i**): 19.9 mg, 41% yield, >20:1 dr, viscous solid. ^1H NMR (400 MHz, CDCl_3) δ 7.42-7.40 (m, 6H),

7.30-7.20 (m, 11H), 7.02-6.96 (m, 2H), 6.31 (d, $J = 6.8$ Hz, 1H), 2.90 (dd, $J_1 = 15.6$ Hz, $J_2 = 12.0$ Hz, 1H), 2.79-2.72 (m, 1H), 2.67 (dd, $J_1 = 15.6$ Hz, $J_2 = 7.6$ Hz, 1H), 1.43-1.36 (m, 1H), 1.26-1.15 (m, 2H), 1.07-1.00 (m, 1H), 0.79 (t, $J = 7.2$ Hz, 3H); ^{13}C NMR (100 MHz, CDCl_3) δ 175.5, 174.3, 144.5, 141.4, 129.6, 129.3, 127.8, 127.1, 125.7, 123.8, 123.0, 116.4, 85.1, 75.0, 46.0, 33.9, 30.6, 21.4, 14.0; HRMS (ESI, m/z): calcd. for $\text{C}_{33}\text{H}_{29}\text{NO}_3\text{Na}^+$ 510.2045, found 510.2053. $[\alpha]_D^{21} = +41.9$ ($c = 1.0$ in CHCl_3); HPLC analysis: 98% ee, [CHIRALPAK IA column; 1 mL/min; solvent system: *i*-PrOH/hexane = 5:95; retention times: 8.3 min (minor), 9.9 min (major)].

(2*R*,3*S*)-5'-methyl-3-phenyl-1'-trityl-3,4-dihydro-5*H*-spiro[furan-2,3'-indoline]-2',5-dione (**3j**): 49.2 mg, 92% yield, >20:1 dr, pale yellow solid: mp 259-260 °C. ^1H NMR (400 MHz, CDCl_3) δ 7.41-7.38 (m, 3H), 7.28 (s, 1H), 7.14-7.10 (m, 11H), 6.93-6.92 (m, 6H), 6.71 (d, $J = 8.4$ Hz, 1H), 6.01 (d, $J = 8.4$ Hz, 1H), 4.13 (dd, $J_1 = 13.6$ Hz, $J_2 = 8.0$ Hz, 1H), 3.72 (dd, $J_1 = 16.8$ Hz, $J_2 = 14.0$ Hz, 1H), 2.84 (dd, $J_1 = 16.8$ Hz, $J_2 = 8.0$ Hz, 1H), 2.26 (s, 3H); ^{13}C NMR (100 MHz, CDCl_3) δ 174.7, 174.3, 142.0, 141.0, 132.7, 132.4, 130.1, 129.4, 128.9, 128.7, 128.3, 127.4, 126.9, 124.8, 124.0, 116.4, 86.1, 74.7, 51.2, 31.7, 20.8; HRMS (ESI, m/z): calcd. for $\text{C}_{37}\text{H}_{29}\text{NO}_3\text{Na}^+$ 558.2045, found 558.2039. $[\alpha]_D^{21} = -121.0$ ($c = 1.0$ in CHCl_3); HPLC analysis: 94% ee, [CHIRALPAK IA column; 1 mL/min; solvent system: *i*-PrOH/hexane = 5:95; retention times: 13.3 min (minor), 16.1 min (major)].

(2*R*,3*S*)-5'-methoxy-3-phenyl-1'-trityl-3,4-dihydro-5*H*-spiro[furan-2,3'-indoline]-2',5-dione (**3k**): 47.4 mg, 86% yield, >20:1 dr, pale yellow solid: mp 241-242 °C. ^1H NMR (400 MHz, CDCl_3) δ 7.42-7.39 (m, 3H), 7.15-7.10 (m, 11H), 7.03 (s, 1H), 6.94-6.91 (m, 6H), 6.47 (d, $J = 9.2$ Hz, 1H), 6.03 (d, $J = 9.2$ Hz, 1H), 4.12 (dd, $J_1 = 13.6$ Hz, $J_2 = 8.0$ Hz, 1H), 3.77-3.70 (m, 4H), 2.85 (dd, $J_1 = 16.8$ Hz, $J_2 = 8.0$ Hz, 1H); ^{13}C NMR (100 MHz, CDCl_3) δ 174.7, 174.1, 155.8, 141.0, 137.5, 132.3, 129.4, 128.9, 128.7, 128.3, 127.4, 126.9, 126.0, 117.5, 115.0, 109.3, 86.2, 74.7, 55.6, 51.4, 31.7; HRMS (ESI, m/z): calcd. for $\text{C}_{37}\text{H}_{29}\text{NO}_4\text{Na}^+$ 574.1994, found 574.1987. $[\alpha]_D^{21} = -128.5$ ($c = 1.0$ in CHCl_3); HPLC analysis: 94% ee, [CHIRALPAK IC column; 1 mL/min; solvent system: *i*-PrOH/hexane = 10:90; retention times: 46.2 min (major), 56.3 min (minor)].

(2*R*,3*S*)-5'-fluoro-3-phenyl-1'-trityl-3,4-dihydro-5*H*-spiro[furan-2,3'-indoline]-2',5-dione (**3l**): 41.5 mg, 77% yield, >20:1 dr, viscous solid. ^1H NMR (400 MHz, CDCl_3) δ 7.43-7.41 (m, 3H), 7.22-7.11 (m, 12H), 6.92-6.90 (m, 6H), 6.67-6.62 (m, 1H), 6.09-6.05 (m, 1H), 4.09 (dd, $J_1 = 13.6$ Hz, $J_2 = 8.0$ Hz, 1H), 3.72 (dd, $J_1 = 16.8$ Hz, $J_2 = 13.6$ Hz, 1H), 2.86 (dd, $J_1 = 16.8$ Hz, $J_2 = 8.0$ Hz, 1H); ^{13}C NMR (100 MHz, CDCl_3) δ 174.3, 174.1, 158.9 (d, $J_{\text{C-F}} = 243$ Hz), 140.6, 140.3 (d, $J_{\text{C-F}} = 2$ Hz), 131.9, 129.3, 129.1, 128.8, 128.3, 127.6, 127.1, 126.4 (d, $J_{\text{C-F}} = 8$ Hz), 117.7 (d, $J_{\text{C-F}} = 7$ Hz), 116.3 (d, $J_{\text{C-F}} = 22$ Hz), 111.0 (d, $J_{\text{C-F}} = 25$ Hz), 85.7, 74.9, 51.5, 31.6; HRMS (ESI, m/z): calcd. for $\text{C}_{36}\text{H}_{26}\text{NO}_3\text{FNa}^+$ 562.1794, found 562.1791. $[\alpha]_D^{21} = -77.4$ ($c = 1.0$ in CHCl_3); HPLC analysis: 88% ee, [CHIRALPAK IA column; 1 mL/min; solvent system: *i*-PrOH/hexane = 5:95; retention times: 10.7 min (minor), 16.5 min (major)].

(2*R*,3*S*)-5'-chloro-3-phenyl-1'-trityl-3,4-dihydro-5*H*-spiro[furan-2,3'-indoline]-2',5-dione (**3m**): 45.0 mg, 81% yield, >20:1 dr, white solid: mp 220-222 °C. ¹H NMR (400 MHz, CDCl₃) δ 7.46-7.42 (m, 4H), 7.17-7.11 (m, 11H), 6.91-6.89 (m, 7H), 6.05 (d, *J* = 8.8 Hz, 1H), 4.11 (dd, *J*₁ = 13.6 Hz, *J*₂ = 8.0 Hz, 1H), 3.70 (dd, *J*₁ = 17.2 Hz, *J*₂ = 14.0 Hz, 1H), 2.86 (dd, *J*₁ = 17.2 Hz, *J*₂ = 8.4 Hz, 1H); ¹³C NMR (100 MHz, CDCl₃) δ 174.2, 173.9, 143.0, 140.6, 131.9, 129.6, 129.3, 129.1, 128.8, 128.7, 128.3, 127.6, 127.2, 126.6, 123.7, 117.7, 85.6, 75.0, 51.4, 31.6; HRMS (ESI, *m/z*): calcd. for C₃₆H₂₆NO₃ClNa⁺ 578.1499, found 578.1503. [α]_D²¹ = -120.8 (*c* = 1.0 in CHCl₃); HPLC analysis: 90% ee, [CHIRALPAK ID column; 1 mL/min; solvent system: *i*-PrOH/hexane = 10:90; retention times: 16.1 min (minor), 18.4 min (major)].

(2*R*,3*S*)-5'-bromo-3-phenyl-1'-trityl-3,4-dihydro-5*H*-spiro[furan-2,3'-indoline]-2',5-dione (**3n**): 49.1 mg, 82% yield, >20:1 dr, white solid: mp 228-230 °C. ¹H NMR (400 MHz, CDCl₃) δ 7.59 (s, 1H), 7.43-7.42 (m, 3H), 7.17-7.11 (m, 11H), 7.04 (d, *J* = 8.8 Hz, 1H), 6.91-6.88 (m, 6H), 6.00 (d, *J* = 8.4 Hz, 1H), 4.11 (dd, *J*₁ = 14.0 Hz, *J*₂ = 8.4 Hz, 1H), 3.70 (dd, *J*₁ = 16.8 Hz, *J*₂ = 13.6 Hz, 1H), 2.86 (dd, *J*₁ = 16.8 Hz, *J*₂ = 8.0 Hz, 1H); ¹³C NMR (100 MHz, CDCl₃) δ 174.2, 173.8, 143.5, 140.5, 132.5, 131.9, 129.3, 129.1, 128.8, 127.9, 127.6, 127.2, 127.0, 126.6, 118.1, 116.0, 85.5, 75.0, 51.4, 31.6; HRMS (ESI, *m/z*): calcd. for C₃₆H₂₆NO₃BrNa⁺ 622.0994, found 622.0992. [α]_D²¹ = -122.4 (*c* = 1.0 in CHCl₃); HPLC analysis: 88% ee, [CHIRALPAK IC column; 1 mL/min; solvent system: *i*-PrOH/hexane = 10:90; retention times: 25.4 min (major), 34.8 min (minor)].

(2*R*,3*S*)-5'-iodo-3-phenyl-1'-trityl-3,4-dihydro-5*H*-spiro[furan-2,3'-indoline]-2',5-dione (**3o**): 49.2 mg, 76% yield, >20:1 dr, white solid: mp 262-264 °C. ¹H NMR (400 MHz, CDCl₃) δ 7.76 (s, 1H), 7.44-7.42 (m, 3H), 7.25-7.11 (m, 12H), 6.90-6.88 (m, 6H), 5.89 (d, *J* = 8.4 Hz, 1H), 4.11 (dd, *J*₁ = 14.0 Hz, *J*₂ = 8.0 Hz, 1H), 3.70 (dd, *J*₁ = 16.8 Hz, *J*₂ = 14.0 Hz, 1H), 2.86 (dd, *J*₁ = 16.8 Hz, *J*₂ = 8.0 Hz, 1H); ¹³C NMR (100 MHz, CDCl₃) δ 174.2, 173.6, 144.3, 140.5, 138.4, 132.3, 131.9, 129.3, 129.1, 128.8, 128.3, 127.6, 127.2, 127.1, 118.5, 86.0, 85.4, 75.0, 51.3, 31.5; HRMS (ESI, *m/z*): calcd. for C₃₆H₂₆NO₃INa⁺ 670.0855, found 670.0834. [α]_D²¹ = -143.9 (*c* = 1.0 in CHCl₃); HPLC analysis: 84% ee, [CHIRALPAK IC column; 1 mL/min; solvent system: *i*-PrOH/hexane = 10:90; retention times: 27.2 min (major), 37.4 min (minor)].

(2*R*,3*S*)-7'-methyl-3-phenyl-1'-trityl-3,4-dihydro-5*H*-spiro[furan-2,3'-indoline]-2',5-dione (**3p**): 48.2 mg, 90% yield, >20:1 dr, viscous solid. ¹H NMR (400 MHz, CDCl₃) δ 7.47 (d, *J* = 6.4 Hz, 1H), 7.34-7.33 (m, 3H), 7.22-7.05 (m, 12H), 6.92-6.83 (m, 7H), 4.13 (dd, *J*₁ = 14.0 Hz, *J*₂ = 8.0 Hz, 1H), 3.66 (dd, *J*₁ = 16.8 Hz, *J*₂ = 14.0 Hz, 1H), 2.81 (dd, *J*₁ = 16.4 Hz, *J*₂ = 8.0 Hz, 1H), 1.03 (s, 3H); ¹³C NMR (100 MHz, CDCl₃) δ 174.8, 174.4, 144.2, 143.3, 136.9, 132.1, 129.4, 128.9, 128.7, 128.6, 127.4, 127.1, 126.0, 124.4, 123.8, 110.0, 85.1, 74.9, 52.1, 32.4, 22.6; HRMS (ESI, *m/z*): calcd. for C₃₇H₂₉NO₃Na⁺ 558.2045, found 558.2043. [α]_D²¹ = -79.6 (*c* = 1.0 in CHCl₃); HPLC analysis: 94% ee, [CHIRALPAK IA column; 1 mL/min; solvent system: *i*-PrOH/hexane = 5:95; retention times: 11.3 min (minor), 17.7 min (major)].

(2*R*,3*S*)-7'-fluoro-3-phenyl-1'-trityl-3,4-dihydro-5*H*-spiro[furan-2,3'-indoline]-2',5-dione (**3q**): 38.3 mg, 71% yield, >20:1 dr, viscous solid. ¹H NMR (400 MHz, CDCl₃) δ 7.41-7.36 (m, 4H), 7.18-7.09 (m, 12H), 6.90-6.88 (m, 6H), 6.77-6.72 (m, 1H), 4.13 (dd, *J*₁ = 14.0 Hz, *J*₂ = 8.4 Hz, 1H), 3.71 (dd, *J*₁ = 16.8 Hz, *J*₂ = 13.6 Hz, 1H), 2.86 (dd, *J*₁ = 16.8 Hz, *J*₂ = 8.0 Hz, 1H); ¹³C NMR (100 MHz, CDCl₃) δ 174.3, 173.8, 146.5 (d, *J*_{C-F} = 250 Hz), 142.4 (d, *J*_{C-F} = 2 Hz), 131.9, 131.5 (d, *J*_{C-F} = 8 Hz), 129.2, 129.0, 128.8, 128.3, 127.8, 127.3, 126.3, 125.1 (d, *J*_{C-F} = 7 Hz), 120.2 (d, *J*_{C-F} = 24 Hz), 119.8 (d, *J*_{C-F} = 4 Hz), 85.6 (d, *J*_{C-F} = 2 Hz), 75.6, 52.0, 31.9; HRMS (ESI, *m/z*): calcd. for C₃₆H₂₆NO₃FNa⁺ 562.1794, found 562.1807. [α]_D²¹ = -105.8 (*c* = 1.0 in CHCl₃); HPLC analysis: 97% ee, [CHIRALPAK ID column; 1 mL/min; solvent system: *i*-PrOH/hexane = 10:90; retention times: 16.5 min (minor), 19.3 min (major)].

(2*R*,3*S*)-5',7'-dimethyl-3-phenyl-1'-trityl-3,4-dihydro-5*H*-spiro[furan-2,3'-indoline]-2',5-dione (**3r**): 49.9 mg, 91% yield, >20:1 dr, viscous solid. ¹H NMR (400 MHz, CDCl₃) δ 7.34-7.32 (m, 3H), 7.28 (s, 1H), 7.21-7.18 (m, 4H), 7.14-7.07 (m, 7H), 6.91-6.89 (m, 6H), 6.64 (s, 1H), 4.12 (dd, *J*₁ = 14.0 Hz, *J*₂ = 8.0 Hz, 1H), 3.64 (dd, *J*₁ = 16.8 Hz, *J*₂ = 14.0 Hz, 1H), 2.80 (dd, *J*₁ = 16.8 Hz, *J*₂ = 8.4 Hz, 1H), 2.31 (s, 3H), 0.98 (s, 3H); ¹³C NMR (100 MHz, CDCl₃) δ 174.9, 174.5, 143.4, 141.7, 137.4, 133.4, 132.3, 129.5, 129.2, 128.8, 128.7, 127.3, 127.0, 126.0, 124.0, 122.7, 85.3, 74.7, 52.0, 32.5, 22.4, 20.4; HRMS (ESI, *m/z*): calcd. for C₃₈H₃₁NO₃Na⁺ 572.2202, found 572.2215. [α]_D²¹ = -82.7 (*c* = 1.0 in CHCl₃); HPLC analysis: 96% ee, [CHIRALPAK IC column; 1 mL/min; solvent system: *i*-PrOH/hexane = 10:90; retention times: 35.4 min (major), 41.6 min (minor)].

Transformation of 3a to 5. To a stirred solution of **3a** (104.2 mg, 0.2 mmol, 93% ee) in ClCH₂CH₂Cl (2 mL) was carefully added TFA (154 μL, 2 mmol) at room temperature and the reaction mixture was stirred at 50°C for another 6 hours. After completion of the reaction (monitored by TLC), the reaction mixture was cooled to room temperature and quenched by saturated NaHCO₃ aq. (4 mL). The aqueous phase was extracted with CH₂Cl₂, and the combined organic phase was washed with brine, dried over Na₂SO₄. Filtration and removal of solvent under reduced pressure gives a residue, which was purified by column chromatography using hexane/EtOAc = 4/1 as eluent to afford the desired product **5**.

(2*R*,3*S*)-3-phenyl-3,4-dihydro-5*H*-spiro[furan-2,3'-indoline]-2',5-dione (**5**): 42.9 mg, 77% yield, >20:1 dr, white solid. ¹H NMR (400 MHz, CDCl₃) δ 7.83 (br, 1H), 7.52 (d, *J* = 7.6 Hz, 1H), 7.33 (t, *J* = 7.6 Hz, 1H), 7.26-7.14 (m, 4H), 6.94 (d, *J* = 7.6 Hz, 2H), 6.73 (d, *J* = 7.6 Hz, 1H), 4.10 (dd, *J*₁ = 13.6 Hz, *J*₂ = 8.0 Hz, 1H), 3.76 (dd, *J*₁ = 16.8 Hz, *J*₂ = 14.0 Hz, 1H), 2.91 (dd, *J*₁ = 17.2 Hz, *J*₂ = 8.0 Hz, 1H); ¹³C NMR (100 MHz, CDCl₃) δ 174.9, 174.5, 141.4, 131.9, 131.3, 128.6, 128.3, 127.6, 124.9, 124.5, 123.5, 110.6, 86.5, 50.7, 32.1; HRMS (ESI, *m/z*): calcd. for C₁₇H₁₃NO₃Na⁺ 302.0793, found 302.0791. [α]_D²¹ = -60.1 (*c* = 1.0 in CHCl₃); HPLC analysis: 93% ee, [CHIRALPAK IC column; 0.8 mL/min; solvent system: *i*-PrOH/hexane = 20:80; retention times: 32.8 min (major), 38.7 min (minor)].

ASSOCIATED CONTENT

Supporting Information

The Supporting Information is available free of charge on the ACS Publications website at DOI:

¹H, ¹³C NMR, and HPLC spectra for all new compounds (PDF)

X-ray data for **3n** (CIF)

AUTHOR INFORMATION

Corresponding Author

*E-mail: jfxu@zstu.edu.cn.

Notes

The authors declare no competing financial interest.

ACKNOWLEDGMENTS

We gratefully acknowledge the National Natural Science Foundation of China (Grant No. 21302169, 21602203), the Natural Science Foundation of Zhejiang Province (Grant No. LQ16B020001), the Natural Science Foundation of Zhejiang Sci-Tech University (Grant No. 1206820-Y, 1206821-Y, 15062018-Y), as well as the Zhejiang Provincial Top Key Academic Discipline of Chemical Engineering and Technology of Zhejiang Sci-Tech University for financial support.

REFERENCES

- (1) Watson, A. J. B.; Macmillan, D. W. C.; Wang, Y.; Deng, L.; Shirakawa, S.; Maruoka, K. in: *Catalytic Asymmetric Synthesis, 3rd ed., Chapter 2* (Ed.: I. Ojima), John Wiley & Sons, New Jersey, **2010**, pp. 37-117.
- (2) For recent reviews on non-asymmetric direct β -functionalization of carbonyl compounds, see: (a) Yan, G.; Borah, A. J. *Org. Chem. Front.* **2014**, *1*, 838-842. (b) Huang, Z.; Dong, G. *Tetrahedron Lett.* **2014**, *55*, 5869-5889.
- (3) For a recent highlight, see: (a) Wang, L.; Xiao, J.; Loh, T. P. *ChemCatChem* **2014**, *6*, 1183-1185. For selected examples, see: (b) Zhang, S. L.; Xie, H. X.; Zhu, J.; Li, H.; Zhang, X. S.; Li, J.; Wang, W. *Nat. Commun.* **2011**, *2*, 211-217. (c) Hayashi, Y.; Itoh, T.; Ishikawa, H. *Angew. Chem., Int. Ed.* **2011**, *50*, 3920-3924. (d) Mo, J.; Shen, L.; Chi, Y. R. *Angew. Chem., Int. Ed.* **2013**, *52*, 8588-8591. (e) Fu, Z.; Xu, J.; Zhu, T.; Leong, W. W. Y.; Chi, Y. R. *Nat. Chem.* **2013**, *5*, 835-839. (f) Fu, Z.; Jiang, K.; Zhu, T.; Torres, J.; Chi, Y. R. *Angew. Chem., Int. Ed.* **2014**, *53*, 6506-6510. (g) Jin, Z.; Chen, S.; Wang, Y.; Zheng, P.; Yang, S.; Chi, Y. R. *Angew. Chem., Int. Ed.* **2014**, *53*, 13506-13509. (h) Jin, Z.; Jiang, K.; Fu, Z.; Torres, J.; Zheng, P.; Yang, S.; Song, B. -A.; Chi, Y. R. *Chem. Eur. J.* **2015**, *21*, 9360-9363. (i) Xie, Y.; Yu, C.; Li, T.; Tu, S.; Yao, C. *Chem. Eur. J.* **2015**, *21*, 5355-5359.
- (4) For selected recent reviews on NHC catalysis, see: (a) Enders, D.; Niemeier, O.; Henseler, A. *Chem. Rev.* **2007**, *107*, 5606-5655. (b) Mahatthananchai, J.; Bode, J. W. *Acc. Chem. Res.* **2014**, *47*, 696-707. (c) Hopkinson, M. N.; Richter, C.; Schedler, M.; Glorius, F. *Nature* **2014**, *510*, 485-496. (d) Flanigan, D. M.; Romanov-Michailidis, F.; White, N. A.; Rovis, T. *Chem. Rev.* **2015**, *115*, 9307-9387.
- (5) For a recent highlight, see: (a) Chauhan, J.; Enders, D. *Angew. Chem., Int. Ed.* **2014**, *53*, 1485-1487. For selected examples, see: (b) Ryan, S. J.; Candish, L.; Lupton, D. W. *J. Am. Chem. Soc.* **2009**, *131*, 14176-14177. (c) Hao, L.; Chen, S.; Xu, J.; Tiwari, B.; Fu, Z.; Li, T.; Lim, J.; Chi, Y. R. *Org. Lett.* **2013**, *15*, 4956-4959. (d) West, T. H.;

- Daniels, D. S. B.; Slawin, A. M. Z.; Smith, A. D. *J. Am. Chem. Soc.* **2014**, *136*, 4476-4479. (e) Zhang, Z.; Zeng, X.; Xie, D.; Chen, D.; Ding, L.; Wang, A.; Yang, L.; Zhong, G. *Org. Lett.* **2015**, *17*, 5052-5055. (f) Que, Y. Li, T.; Yu, C.; Wang, X.; Yao, C. *J. Org. Chem.* **2015**, *80*, 3289-3294. (g) Chen, X.; Fong, J. Z. M.; Xu, J.; Mou, C.; Lu, Y.; Yang, S.; Song, B.-A.; Chi, Y. R. *J. Am. Chem. Soc.* **2016**, *138*, 7212-7215.
- (6) (a) Xu, J.; Jin, Z.; Chi, Y. R. *Org. Lett.* **2013**, *15*, 5028-5031. (b) Xu, J.; Yuan, S.; Miao, M. *Org. Lett.* **2016**, *18*, 3822-3825.
- (7) For other preparation of spirooxindole lactones using α,β -unsaturated aldehydes as substrates via NHC catalysis, see: (a) Sun, L.-H.; Shen, L.-T.; Ye, S. *Chem. Commun.* **2011**, *47*, 10136-10138. (b) Dugal-Tessier, J.; O'Bryan, E. A.; Schroeder, T. B. H.; Cohen, D. T.; Scheidt, K. A. *Angew. Chem., Int. Ed.* **2012**, *51*, 4963-4967. (c) Okano, T. *Heterocyclic Commun.* **2013**, *15*, 311-326. (d) Zheng, C.; Yao, W.; Zhang, Y.; Ma, C. *Org. Lett.* **2014**, *16*, 5028-5031. (e) Zhang, Y.; Lu, Y.; Tang, W.; Lu, T.; Du, D. *Org. Biomol. Chem.* **2014**, *12*, 3009-3015. (f) Tang, W.; Du, D. *Chem. Rec.* **2016**, *16*, 1489-1500.
- (8) (a) Vora, H. U.; Rovis, T. *J. Am. Chem. Soc.* **2007**, *129*, 13796-13797. (b) Kuwano, S.; Harada, S.; Orieza, R.; Yamada, K. *Chem. Commun.* **2012**, *48*, 145-147. (c) Zhu, L.; Yu, C.; Li, T.; Wang, Y.; Lu, Y.; Wang, W.; Yao, C. *Org. Biomol. Chem.*, **2016**, *14*, 1485-1491.
- (9) Sohn, S. S.; Bode, J. W. *Org. Lett.* **2005**, *7*, 3873-3876.
- (10) Chiang, P. C.; Rommel, M.; Bode, J. W. *J. Am. Chem. Soc.* **2009**, *131*, 8714-8718.
- (11) Piel, I.; Steinmetz, M.; Hirano, K.; Fröhlich, R.; Grimme, S.; Glorius, F. *Angew. Chem., Int. Ed.* **2011**, *50*, 4983-4987.
- (12) He, M.; Struble, J. R.; Bode, J. W. *J. Am. Chem. Soc.* **2006**, *128*, 8418-8420.
- (13) For selected examples, see: (a) Raup, D. E. A.; Cardinal-David, B.; Holte, D.; Scheidt, K. A. *Nat. Chem.* **2010**, *2*, 766-771. (b) Rong, Z.-Q.; Jia, M. -Q.; You, S. -L. *Org. Lett.* **2011**, *13*, 4080-4083. (c) Mo, J.; Chen, X.; Chi, Y. R. *J. Am. Chem. Soc.* **2012**, *134*, 8810-8813. (d) Xiao, Z.; Yu, C.; Li, T.; Wang, X.; Yao, C. *Org. Lett.* **2014**, *16*, 3632-3635.
- (14) Wang, Y.; Wei, D.; Wang, Y.; Zhang, W.; Tang, M. *ACS Catal.* **2016**, *6*, 279-289.
- (15) CCDC 1454941 contains the supplementary crystallographic data for **3n**. These data can be obtained free of charge from The Cambridge Crystallographic Data Centre via www.ccdc.cam.ac.uk/data_request/cif.
- (16) Bergonzini, G.; Melchiorre, P. *Angew. Chem. Int. Ed.* **2012**, *51*, 971-974.
- (17) (a) Popp, F. D. *J. Heterocycl. Chem.* **1982**, *19*, 589-592. (b) Hibino, S.; Choshi, T. *Nat. Prod. Rep.* **2001**, *18*, 66-87. (c) Peddibhotla, S. *Curr. Bioact. Compd.* **2009**, *5*, 20-38. (d) Chowdhury, S.; Chafeev, M.; Liu, S.; Sun, J.; Raina, V.; Chui, R.; Young, W.; Kwan, R.; Fu, J.; Cadieux, J. A. *Bioorg. Med. Chem. Lett.* **2011**, *21*, 3676-3681.