

SHORT COMMUNICATION

A CONVENIENT METHOD FOR LACTONIZATION OF α -ALLYL ESTERS USING IODINE IN DIMETHYLSULPHOXIDE

Beena R. Nawghare, Sunil V. Gaikwad, Bharati V. Pawar and Pradeep D. Lokhande*

The Centre for Advanced Studies, Department of Chemistry, University of Pune, Pune 411007, India

(Received April 10, 2013; revised May 13, 2014)

ABSTRACT. A simple method for the synthesis of α - γ -disubstituted- γ -butyrolactones by cyclization of α -allyl esters using iodine in dimethylsulphoxide is reported. This method is efficient and operationally simple in comparison to methods using transition metal complexes.

KEY WORDS: γ -Butyrolactones, α -Allyl esters, Iodine, Dimethyl sulphoxide

INTRODUCTION

γ -Butyrolactones are important building blocks in the synthesis of many natural products [1]. Saturated γ -lactones are encountered frequently in large number of natural products especially flavour components and plant growth regulators [2]. γ -Lactones are also very useful in the synthesis of nucleosides and related bioactive compounds. In particular, some aryl substituted γ -lactones have shown cancer preventive and anti-inflammatory properties [3].

Several routes to prepare γ -lactones and lactone derivatives have been reported [4]. Numerous synthetic methods [5] have been developed for the synthesis of chiral α -methylene butyrolactones, often using transition metals or their [6].

Yamazaki *et al.* reported the use of the allyl group as a protecting group for the acidic hydrogen in malonic ester [7]. Iodine is available as a crystalline solid and is easy to handle and not particularly toxic. The DMSO-I₂ reagent has been used in the oxidative cyclization of 2'-hydroxy chalcones to flavones [8], the oxidation of flavanones to flavones [9], isoxazolines to isoxazoles [10], and pyrazolines to pyrazoles [11]. It has also been used for the deprotection of allyl carboxylic esters [12]. Very recently we reported the selective deallylation of allyl ethers and esters using iodine in polyethylene glycol-400 [13]. Allyl ethers of phenols are selectively deprotected using iodine in dimethyl sulphoxide [14].

Initial results of the use of iodine in dimethylsulphoxide for oxidative cyclization of 2'-allyloxy chalcones to flavones encouraged us to use this reagent system for the cyclization of α -allyl esters. 2'-Allyloxy chalcones with iodine (20%) in dimethylsulphoxide result in attack of the allyloxy oxygen towards reactive alkene group. This results in the deallylation of 2'-allyloxy chalcones followed by cyclization to give six membered flavone rings. In α -allylphenyl acetate, the allyl group is attached to a carbon which is bonded to an aryl ring and a carbonyl group. This carbon is sufficiently acidic to give the deallylated product. To study C-deallylation, α -allyl esters were reacted with iodine (20%) in dimethylsulphoxide reagent. But under the initial conditions, it was observed that the oxygen of the ester group attacks the allyl group to form the corresponding γ -butyrolactone. We herein report the results of a study involving the reaction of α -allyl esters with I₂-DMSO to yield α - γ -disubstituted- γ -butyrolactones.

*Corresponding author. E-mail: pdlokhande@chem.unipune.ernet.in

EXPERIMENTAL

General procedure for cyclization of α -allyl esters to α - γ -disubstituted- γ -butyrolactones (2a-o). To a solution of α -allyl ester **1** (1 mmol) in dimethylsulphoxide (3 mL) was added iodine (0.2 mmol). The reaction mixture was heated in an oil bath at 80-90 °C for 2 hours. After cooling, the reaction mixture was diluted with water and iodine was removed by addition of a saturated solution of sodium thiosulphate followed by a water wash. The product was extracted into ethyl acetate, washed with water, dried over anhydrous Na₂SO₄, and the solvent removed using a rotary evaporator. The product was purified by column chromatography (hexane/ethyl acetate, 9:1).

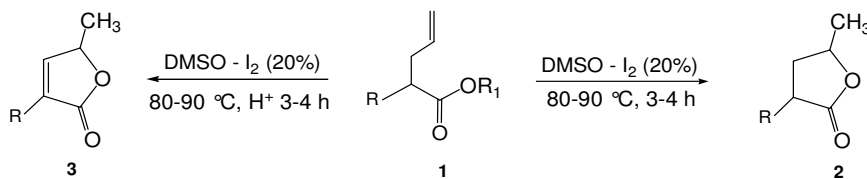
Compound 2a. Colorless oil, ¹H NMR (300 MHz, CDCl₃) δ 1.46 (d, J = 7.5 Hz, 3H), 2.61 (m, 2H), 3.88 (t, J = 7.2 Hz, 1H), 4.6 (m, 1H), 7.18 (d, J = 7.2 Hz, 2H), 7.32 (m, 3H); ¹³C NMR (75 MHz, CDCl₃) δ 174.1, 144.3, 134.5, 134.8, 131.2, 121.3, 77.1, 22.8; IR 1763, 1610, 1511 cm⁻¹; MS(*m/z*) 176 (M⁺ ion).

Compound 2c [15]. White crystals, yield 74%, m.p. 103–106 °C. IR(KBr pellet): 1764, 1611, 158 cm⁻¹; ¹H NMR (300 MHz, CDCl₃): δ 8.13 (d, J = 6.9 Hz, 2H), 7.43 (d, J = 6.9 Hz, 2H), 4.65 (m, 1H), 3.8 (t, J = 6.9 Hz, 1H), 2.61 (m, 2H), 1.46 (d, J = 7.5 Hz, 3H); ¹³C NMR (75 MHz, CDCl₃): δ 175.44; 147.12; 143.93; 128.65; 123.93; 75.15; 45.07; 37.21; 20.99. B: 175.16; 147.12; 143.44; 128.97; 123.79; 75.20; 47.28; 39.23; 20.71.

Compound 3c [15]. Yellow crystals, yield 56%, m.p. 130–133 °C. IR (KBr pellet): 3074, 1743, 1600, 1511, 856 cm⁻¹; ¹H NMR (300 MHz, CDCl₃): δ 8.20 (d, J = 6.9 Hz, 2H), 8.09 (d, J = 6.9 Hz, 2H), 7.78 (d, J = 1.7 Hz, 1H); 5.23 (m, J = 1.7 Hz, 1H); 1.56 (d, J = 6.9 Hz, 3H), ¹³C NMR (75 MHz, CDCl₃): δ 170.51; 152.14; 147.86; 135.43; 129.53; 127.82; 123.73; 77.08; 18.99; calcd for C₁₁H₉NO₄: C, 60.28; H, 4.14; N 6.39; found: C, 60.28; H, 4.08; N 6.39.

RESULTS AND DISCUSSION

Earlier we reported the use of DMSO-I₂ for the synthesis of flavones from 2'-allyloxy chalcones [16] in which the allyl group is first deprotected and the resulting 2'-allyloxychalcones then oxidatively cyclized to flavones. We thought this type of cyclization would be possible in α -allyl esters using the same reagent. To test this hypothesis, α -allyl carboxylic esters (**1**) were reacted with iodine (20%) in dimethyl sulphoxide in order to generate the γ -butyrolactone. The reaction was complete in 3-4 hours at 80-90 °C. It was observed that the reaction resulted in cyclization to give the product α - γ -disubstituted- γ -butyrolactone (**2**) (Scheme 1).



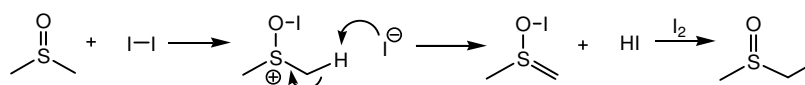
Scheme 1. Cyclization of α -allyl carboxylic esters.

Table 1. Cyclization of α -allyl esters to α - γ -disubstituted- γ -butyrolactones by using I_2 -DMSO.

Entry	Substrate	R	R ₁	Yield % 2(a-o) ^{a,b}
1	1a	C ₆ H ₅ -	C ₂ H ₅	78
2	1b	2-NO ₂ -C ₆ H ₄ -	C ₂ H ₅	71
3	1c	4-NO ₂ -C ₆ H ₄ -	C ₂ H ₅	74
4	1d	CH ₃ -	CH ₃	61
5	1e	C ₂ H ₅ -	CH ₃	63
6	1f	C ₄ H ₉ -	C ₂ H ₅	71
7	1g	C ₁₀ H ₂₁ -	CH ₃	59
8	1h	C ₆ H ₅ -	CH-(CH ₃) ₂	70
9	1i	2-NO ₂ -C ₆ H ₄ -	CH-(CH ₃) ₂	67
10	1j	2-NO ₂ -C ₆ H ₄ -	CH ₃	72
11	1k	C ₆ H ₅ COCHCOOC ₂ H ₅	C ₂ H ₅	60
12	1l	4-(OCH ₃)C ₆ H ₄ COCHCOOC ₂ H ₅	C ₂ H ₅	58
13	1m	3,4-(OCH ₃) ₂ C ₆ H ₃ COCHCOOC ₂ H ₅	C ₂ H ₅	54
14	1o	4-ClC ₆ H ₄ COCHCOOC ₂ H ₅	C ₂ H ₅	52

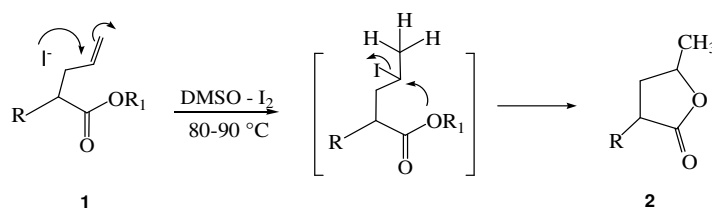
^aIsolated yields of the product. ^bProducts are characterized by spectral analysis.

There are different methods reported for allyl cyclization using iodine. In most cases, iodocyclization gives the desired product [17]. In the synthesis of flavones from 2'-hydroxychalcones, Silva and co-worker reported that traces of HI were observed [18]. In the presence of HI, our cyclization method results in generation of γ -methyl-butyrolactones. Presumably, this reaction is initiated by the HI which is formed in situ [19]. The generation of HI can be explained by the following reaction (Scheme 2).



Scheme 2. Formation of HI.

A possible mechanism for cyclization of α -allyl carboxylic esters (**1**) to α - γ -disubstituted- γ -butyrolactone (**2**) is presented below (Scheme 3).

Scheme 3. A proposed mechanism for lactonization of α -allyl carboxylic esters.

α -Substituted- γ -methyl-butenolides are very important compounds in the synthesis of natural products. α -Phenyl- γ -methyl-butenolide has antifungal activity [20] against filamentous fungi.

α -Butyl- γ -methyl-butenolide can be used as a precursor for the synthesis of blastmycinone, blastmycinolactol.

Previous studies reported the synthesis of flavones from 2'-allyloxy chalcones [16]. In this reaction, deallylation with oxidative cyclization of 2'-allyloxy chalcones gives flavones at 130 °C in 30 min. The same reaction can be accomplished at 60 °C in presence of a drop of concentrated sulphuric acid. In order to examine the effect of acid in reducing the temperature of the cyclization reaction of α -allyl carboxylic esters (**1**), a drop of concentrated sulfuric acid was added to the iodine in dimethylsulphoxide (Scheme 2). The reaction was completed in 3 h giving 40% yield. The plausible mechanism for the formation of α -substituted- γ -methyl-butenolide from α -allyl carboxylic esters (**1**) is shown in Scheme 4.

Table 2. Cyclization of α -allyl esters to α -substituted- γ -methyl-butenolide by using I_2 -DMSO/ H^+ .

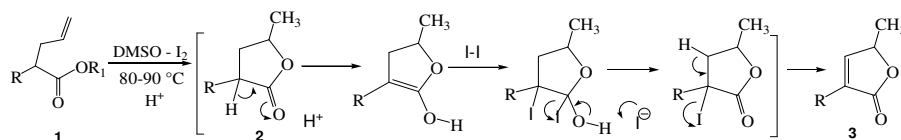
Entry	Substrate	R	R ₁	Yield % 3(a-e) ^{a,b}
1	1a	C ₆ H ₅ -	CH ₃	40
2	1b	2-NO ₂ -C ₆ H ₄ -	CH ₃	35
3	1c	4-NO ₂ -C ₆ H ₄ -	CH ₃	30
4	1d	CH ₃ -	CH ₃	15
5	1e	C ₄ H ₉ -	CH ₃	25

^aIsolated yields of the product. ^bProducts are characterized by spectral analysis.

Table 3. Effect of Quantity of iodine.

Entry	Compound	Iodine (mmol)	Yield 2a (%) ^{a,b}
1	1a	0.10	35
2	1a	0.15	52
3	1a	0.20	78
4	1a	0.25	79

^aIsolated yields of the product. ^bProducts are characterized by spectral analysis.



Scheme 4. The plausible mechanism for the formation of α -substituted- γ -methyl-butenolide.

In conclusion, we report a method for preparing α - γ -disubstituted- γ -butyrolactones by cyclization of α -allyl esters using iodine in dimethylsulphoxide. The efficiency, ready availability, and ease of handling encourages using the reagent for lactonization of various α -allyl- esters. The DMSO- I_2 reagent in the presence of a catalytic amount of H^+ is useful for the synthesis of α -substituted- γ -methyl-butenolides.

REFERENCES

1. Boukouvalas, J.; Loach, R.P. *J. Org. Chem.* **2008**, 73, 8109.
2. Koch, S.S.C.; Chamberlin, A.R. *J. Org. Chem.* **1993**, 58, 2725.
2a. Dabs, P.; Stussi, R.; *Helv. Chim. Acta* **1978**, 61, 990.
3. Lambert, J.D.; Rice, J.E.; Hong, J.; Hou, Z.; Yang, C.S. *Bioorg. Med. Chem. Lett.* **2005**, 15, 873.

4. Roberto, B.; Enrico, M.; Silvia, P. *J. Org. Chem.* **1999**, 64, 2954 and references therein. (a) Carosi, L.; Hall, D.G. *Can. J. Chem.* **2009**, 87, 650.
5. For review papers see: Grieco, P.A. *Synthesis* **1975**, 2, 67. 5a. Lee, E.; Lim, J.L.; Yoon, C.H.; Sung, Y.S.; Kim, Y.K. *J. Am. Chem. Soc.* **1997**, 119, 8391.
6. Drewes, S.E.; Hoole, R.F.A. *Synth. Commun.* **1985**, 15, 1067.
7. Yamazaki, T.; Kasatkin, A.; Kawanaka, Y.; Sato, F. *J. Org. Chem.* **1996**, 61, 2266.
8. Ghiya, B.J.; Soni, P.A.; Doshi, A.G. *Ind. J. Chem.* **1986**, 25B, 759.
9. Wasim, F.; Jawaid, F.; Manchanda, W.; Shaidawara, R.W. *J. Chem. Res.* **1984**, 9, 298.
10. Gaikwad, D.D.M. *Synthesis of Oxygen, Nitrogen Heterocyclic Compound*, M. Phil. Thesis, University of Pune, Pune, India, **2003**.
11. Lokhande, P.D.; Waghmare, B.Y.; Sakate, S.S. *Indian J. Chem.* **2005**, 44B, 2338.
12. Lokhande, P.D.; Taksande, K.N.; Sakate, S.S. *Tetrahedron Lett.* **2006**, 47, 643.
13. Lokhande, P.D.; Konda, S.G.; Humne, V.T. *Green Chemistry* **2011**, 13, 2354.
14. Lokhande, P.D.; Nawghare, B.R. *Indian J. Chem.* **2012**, 51B, 328.
15. Pour, M.; Spulak, M.; Balsanek, V.; Kunes, J.; Kubanova, P.; Buchtab, V. *Bio. Med. Chem.* **2003**, 11, 2843.
16. Lokhande, P.D.; Sakate, S.S.; Taksande, K.N.; Nawghare, B.R. *Tetrahedron Lett.* **2005**, 46, 1573. (a) Lokhande, P.D.; Nawghare, B.R.; Sakate, S.S. *J. Heterocycl. Chem.* **2011**, DOI: 10.1002/jhet.1580.
17. Mphahlele, M.J. *Molecules* **2009**, 14, 4814. (a) Maeda, K.; Miller, R.A.; Szumigala, R.H.; Shafiee, A.; Karady, S.; Armstrong, J.D. *Tetrahedron Lett.* **2005**, 46, 1545. (b) Inoue, T.; Kitagawa, O.; Ochiai, O.; Taguchi, T. *Tetrahedron: Asymmetry* **1995**, 6, 691. (c) Tsuboi, S. *J. Org. Chem.* **1998**, 63, 1102. (d) Liu, J.T.; Yun, L. *Tetrahedron Lett.* **2006**, 47, 6075. (e) Paolucci, C.; Righi, P. *Tetrahedron Lett.* **2007**, 63, 12763.
18. Silva, A.M.S.; Pinto, D.C.G.A.; Cavaleiro, J.A.S. *Tetrahedron Lett.* **1994**, 35, 5899.
19. Floyd, M.B.; Du, M.T.; Fabio, P.F.; Jacob, L.A.; Johnson, B.D. *J. Org. Chem.* **1985**, 50, 5022. (a) Zoretic, P.A. *J. Org. Chem.* **1975**, 40, 1867. (b) Schipper, E.; Cinnamon, M.; Rascher, L.; Chiang, Y.H.; Oroshnik, W. *Tetrahedron Lett.* **1968**, 6201.
20. Amonkar, C.P.; Tilve, S.G.; Parameswaran, P.S. *Synthesis* **2005**, 2314.

Copyright of Bulletin of the Chemical Society of Ethiopia is the property of Chemical Society of Ethiopia and its content may not be copied or emailed to multiple sites or posted to a listserv without the copyright holder's express written permission. However, users may print, download, or email articles for individual use.