

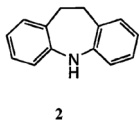
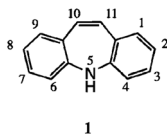
Convenient syntheses of halo-dibenzo[*b,f*]azepines and carbamazepine analogues *via N*-arylindoles†‡Emma-Claire Elliott,<sup>§a</sup> James L. Maggs,<sup>b</sup> B. Kevin Park,<sup>b</sup> Paul M. O'Neill<sup>a</sup> and Andrew V. Stachulski<sup>\*a</sup>Cite this: *Org. Biomol. Chem.*, 2013, **11**, 8426Received 18th June 2013,  
Accepted 22nd October 2013

DOI: 10.1039/c3ob41252k

www.rsc.org/obc

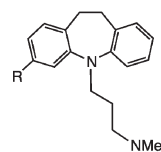
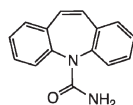
## Introduction

The tricyclic heterocycles dibenzo[*b,f*]azepine **1** and its 10,11-dihydro version **2**<sup>1</sup> are major structural elements for a number of important CNS-active drugs, such as carbamazepine (CBZ) **3**,<sup>2</sup> imipramine **4**,<sup>3</sup> clomipramine **5**<sup>4</sup> and opipramol **6**.<sup>5</sup>

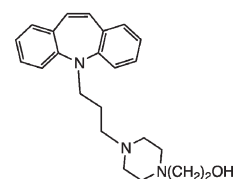


CBZ has a complex metabolic profile;<sup>6</sup> especially, cytochrome P450-mediated oxygenation of the benzene rings of **3** is known to generate protein-reactive electrophilic species<sup>7a,b</sup> and more recently the 10,11-epoxide was also shown to form protein and glutathione adducts.<sup>7c</sup> In connection with a programme seeking to identify analogues less prone to metabolic activation, we synthesized a set of halogenated derivatives *via* the

appropriate halo-dibenzo[*b,f*]azepine.<sup>8,9</sup> Summarising our results, both the 2-chloro and the 2,8-difluoro analogue of **3** effectively block ring hydroxylation in microsomal preparations or hepatocytes; very recently we have found that the halogenated derivatives are still capable of stimulating T cells, though to a lesser extent than **3** itself.<sup>9a,b</sup>



4 R = H, 5 R = Cl



6

The syntheses proved to be a demanding challenge. In Scheme 1, four possible routes to the dibenzo[*b,f*]azepine (DBA) intermediates are summarized. We initially employed route (1), *via* an *N*-aryl isatin, to synthesise (2-fluoro)dibenzo[*b,f*]azepine,<sup>8</sup> but despite its scientific interest and generally good yields this route is long. The 9-acridinemethanol to dibenz[*b,f*]azepine rearrangement step in this sequence has been used by others.<sup>10</sup> Route (2), employing controlled halogenation of 10,11-dihydrodibenzo[*b,f*]azepine **2** ('iminodibenzyl', IDB) is also long, requiring *N*-protection and deprotection in addition to radical halogenation and elimination steps: we employed this route to prepare mono- and di-chloro and bromo analogues of **3**.<sup>9</sup> For both bromo and chloro analogues, separation of mono- and di-halogenated species from initial

<sup>a</sup>Department of Chemistry, University of Liverpool, Liverpool L69 7ZD, UK.

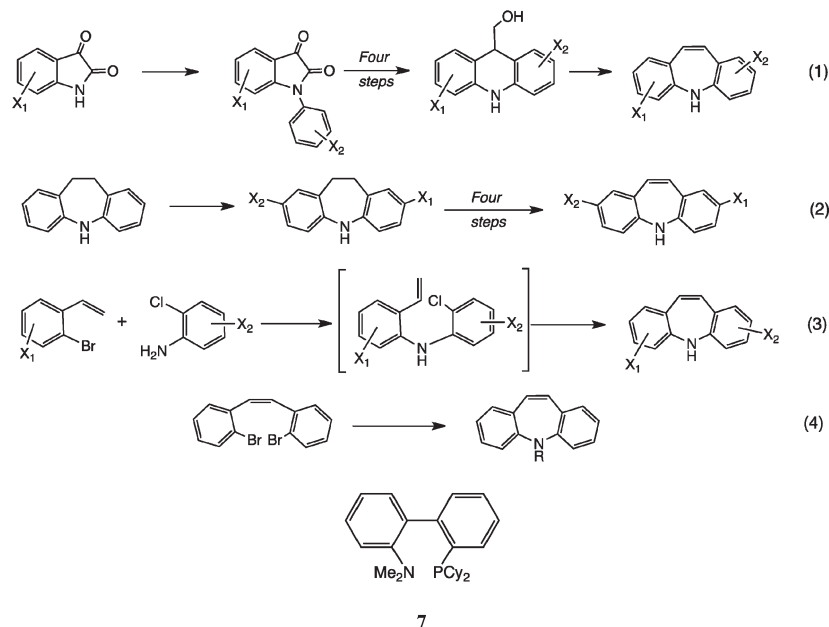
E-mail: stachulski@liv.ac.uk; Fax: +44 (0)151 794 3588; Tel: +44 (0)151 794 3482

<sup>b</sup>MRC Centre for Drug Safety Science, Institute of Translational Medicine, University of Liverpool, Liverpool L69 3GE, UK

†This paper is dedicated with affection to Drs. Tom Gilchrist and Richard Storr, two great colleagues and leading exponents of heterocyclic chemistry.

‡Electronic supplementary information (ESI) available. See DOI: 10.1039/c3ob41252k

§Current address: Unilever Research and Development Laboratories, Port Sunlight, Wirral, UK.



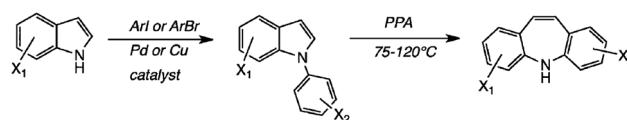
**Scheme 1** Synthetic routes to dibenz[*b,f*]azepines: (1) via isatins; (2) from IDB; (3) via styrenes; (4) via stilbenes.

reaction of **2** is necessary and overhalogenation must be avoided.<sup>11</sup>

Tselikhovsky and Buchwald recently devised a synthesis from an *o*-bromostyrene and an *o*-chloroaniline, route (3), published while our studies were in progress.<sup>12a,b</sup> The key to this was ligand **7**, which diverted the bracketed intermediate toward the desired [6,7,6] ring system and away from other possible ring closures that would generate acridines or indoles. Although a most elegant route, this does require in general the availability of trisubstituted aromatics for both fragments, which could be difficult of access, depending on X<sub>1</sub> and X<sub>2</sub>. Furthermore, the authors later published a correction<sup>12b</sup> in which they stated that the yield of dibenzazepine from 2-chloroaniline and 2-bromostyrene, whether by the one or two-step procedure, was significantly lower than reported earlier (70% rather than 99%), and that selectivity was incomplete. This leaves a clear concern that more highly substituted examples may also give lower yields and selectivity. Similarly, route (4) of Liang *et al.* requires the synthesis of mono/disubstituted *o,o'*-dibromo-*Z*-stilbenes and applies only to *N*-alkyl or *N*-aryl amines, though the ring closure is impressively efficient.<sup>13</sup>

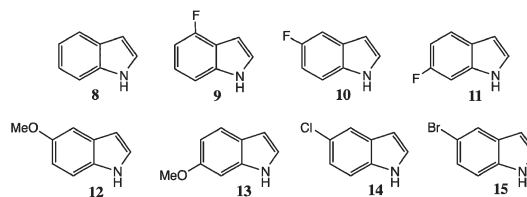
Regarding the general availability of mono- and disubstituted IDBs [we applied route (2) for Br/Cl analogues only], Jorgensen *et al.* prepared a number of examples, including fluoro and methoxy analogues, in *seven* linear steps *via* appropriate *o*-nitrostilbenes; for our purpose, the 10,11-double bond would still need to be reintroduced.<sup>14</sup> This and other older routes are summarised by Kricka and Ledwith.<sup>1</sup>

In our studies, we employed both routes (1) and (2)<sup>8,9</sup> but also extensively studied a much shorter and attractive route, shown in Scheme 2, namely the acid-catalysed (polyphosphoric acid, PPA) rearrangement of *N*-aryl indoles. A number of



**Scheme 2** Synthesis of dibenz[*b,f*]azepines *via N*-aryl indoles.

efficient syntheses of *N*-aryl indoles are now available (*v.i.*), and the rearrangement step was discovered and evaluated for a number of analogues by Tokmakov and Grandberg.<sup>15</sup> Although there are restrictions on the substitution patterns compatible with these conditions, the attractions of a two-step synthesis are obvious. We now report in detail on our findings, including especially a discussion of the scope of the rearrangement step and substituent effects, with finally a survey of methods for addition of the carboxamide group present in **3**.



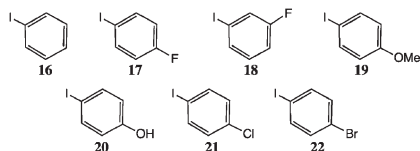
## Results and discussion

### *N*-Arylindole synthesis

We studied various conditions for the *N*-arylation reaction, first optimising conditions for *N*-phenyl indole itself; initially employing the palladium-catalysed route of Watanabe *et al.*<sup>16</sup> and Buchwald *et al.*<sup>17</sup>



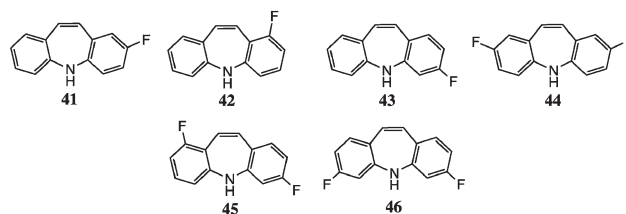
Bulky, electron-rich ligands, *e.g.*  $\text{PBU}^t_3$ , are favoured for this chemistry<sup>16</sup> as they allow reaction at lower temperatures and greatly reduce dehalogenation as a side reaction. Buchwald *et al.* preferred the ligand **7** noted above, and related *o,o'*-disubstituted biphenyls, with aryl bromides, chlorides or triflates as the donors.<sup>17</sup>



For simplicity, we employed  $\text{PBU}^t_3$  and used the more reactive aryl iodides (Table 1; indoles **8–15**, aryl iodides **16–22**, products **23–40**). From indole **8** and iodobenzene **16**, we obtained an excellent yield of 94% on a 1 g scale using the conditions described (footnote a, method A1), and the yield was practically as good using bromobenzene. Reaction at 85 °C was possible but in our hands gave lower yields than those described. Similarly, using 4-fluoroiodobenzene **17**, good to very good yields were obtained from **8**; however, the reaction did not scale-up well as can be seen from footnotes d, g (5 g scale). The highly pyrophoric nature of  $\text{PBU}^t_3$  is a significant concern for larger scale work; moreover, overreaction was observed when excess of **16** was employed, possibly from the formation of *N,C*(3)-bisaryl products.

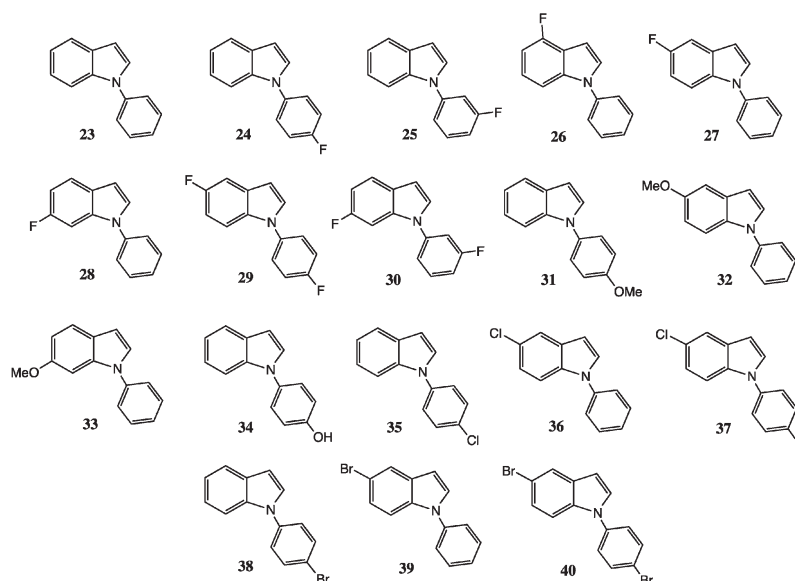
We therefore switched to Ullmann conditions employing copper catalysts, which are also well described for this transformation. Older versions used Cu/CuI mixtures, frequently with neat reagents, at temperatures of up to 200 °C.<sup>15</sup> By using a combination of CuI/Cs<sub>2</sub>CO<sub>3</sub> in DMF, or an appropriate ligand for copper, lower temperatures may be used. We initially used the method of Chandrasekhar *et al.*,<sup>18</sup> with a recyclable PEG medium and ethylene diamine as ligand, and obtained

satisfactory yields of **24** (59%; Table 1, footnote a, method B) using **16** or 45% using PhBr. However, we had to work at a much higher temperature than that given, and product isolation proved difficult. Instead the method of Ma and Cai, who also studied functionalized examples, proved to be robust and high-yielding; use of L-proline (or, less effectively, sarcosine) as a ligand for Cu is key to this procedure.<sup>19</sup> Working in DMSO at 80–100 °C, but mostly at 80–90 °C, we obtained yields from 62–92% for a variety of functionalized examples, and 97% for the parent **23**. Only for the free phenol **20** did we fail to obtain any product. Regarding halogenated examples, we had earlier used this method successfully for a range of fluoro analogues (Table 1, products **24–30**).<sup>8</sup> Methoxy arenes<sup>20,21</sup> are also excellent substrates, and it is particularly noteworthy that Br and Cl substitution<sup>20,22</sup> is fully compatible, yielding products **35–40**; no self-condensation or polymerisation was observed, even for the previously unreported dibromo compound **40**. Finally, we note that this method was effective on a multigram scale: this was essential for optimization of the following cyclisation step.



### Cyclisation reaction

We first prepared a sample of **1** from **23** using the conditions of Tokmakov and Grandberg,<sup>15</sup> then applied this method for the halo analogues. A number of experimental details were significant. Commercial PPA is not anhydrous, but we deoxygenated the reagent by passage of dry argon before use and performed the reactions under argon as the products are

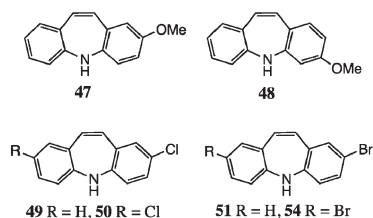


**Table 1** N-arylation of indoles using CuI and L-proline; yields quoted apply to 1–5 g scale reactions

Indole	Aryl iodide	Temp (°C)/time (h)	Reference if known compound	Product no.	Yield (%)	Yield (%) (other methods) <sup>a</sup>
<b>8</b>	<b>16</b>	90/24	19b	<b>23</b>	97	96 (A1), <sup>b,c</sup> 94 (A2)
<i>Fluorinated examples</i>						
<b>8</b>	<b>17</b>	100/24	8	<b>24</b>	81	88 (A1), <sup>d</sup> 59 (B) <sup>e,f</sup>
<b>8</b>	<b>18</b>	100/28	8	<b>25</b>	78	
<b>9</b>	<b>16</b>	100/24	8	<b>26</b>	70	
<b>10</b>	<b>16</b>	100/24	8	<b>27</b>	76	73 (A1) <sup>g</sup>
<b>11</b>	<b>16</b>	100/24	8	<b>28</b>	83	
<b>10</b>	<b>17</b>	100/24	8	<b>29</b>	75	
<b>11</b>	<b>18</b>	100/24	8	<b>30</b>	85	
<i>Chloro, bromo and alkoxy examples</i>						
<b>8</b>	<b>19</b>	90/36	19a	<b>31</b>	68	
<b>12</b>	<b>16</b>	90/36	20	<b>32</b>	71	
<b>13</b>	<b>16</b>	90/36	21	<b>33</b>	62	
<b>8</b>	<b>20</b>	90/36	—	<b>34</b>	— <sup>h</sup>	
<b>8</b>	<b>21</b>	80/24	15	<b>35</b>	87	
<b>14</b>	<b>16</b>	80/24	—	<b>36</b>	92	
<b>14</b>	<b>21</b>	80/24	—	<b>37</b>	85	
<b>8</b>	<b>22</b>	90/36	22	<b>38</b>	79	
<b>15</b>	<b>16</b>	90/36	20	<b>39</b>	83	
<b>15</b>	<b>22</b>	90/36	—	<b>40</b>	51	

<sup>a</sup> Other conditions: A1, Pd(OAc)<sub>2</sub> (1 mol%), PBU<sub>3</sub>, *o*-xylene, 110 °C; A2, as A1, using the corresponding aryl bromide; B, CuI (5 mol%), (CH<sub>2</sub>NH<sub>2</sub>)<sub>2</sub>, K<sub>2</sub>CO<sub>3</sub>, PEG-400, 160 °C. <sup>b</sup> Yield on a 1 g scale; this dropped to 22% on a 5 g scale. <sup>c</sup> A 53% yield was obtained at 85 °C. <sup>d</sup> A 22% yield was obtained on a 5 g scale. <sup>e</sup> No useful product isolated at 80 °C. <sup>f</sup> A 45% yield was obtained using 4-bromofluorobenzene. <sup>g</sup> A 12% yield was obtained on a 5 g scale. <sup>h</sup> No product isolated.

oxygen-sensitive. In earlier experiments<sup>23</sup> we had conducted the rearrangement at 150 °C, but this was found to give significant amounts of 9-methylacridine by-products. This side-reaction was not commented on by Tokmakov and Grandberg,<sup>15</sup> but they did generally work at significantly lower temperatures, *viz.* 75–120 °C, and generally at 90–100 °C. In the present studies we worked at 100 °C as closely as possible: this generally minimized the formation of 9-methylacridines, although traces (<5%) were still seen by NMR, especially the *N*-methyl group, *e.g.*  $\delta_{\text{H}}$  (CDCl<sub>3</sub>) 2.98 for 2,7-difluoro-9-methylacridine. Scheme 3 presents feasible mechanisms for the cyclisation step (a) and the by-product formation (b), and Table 2 summarises our results for products **1** and **41–51**.

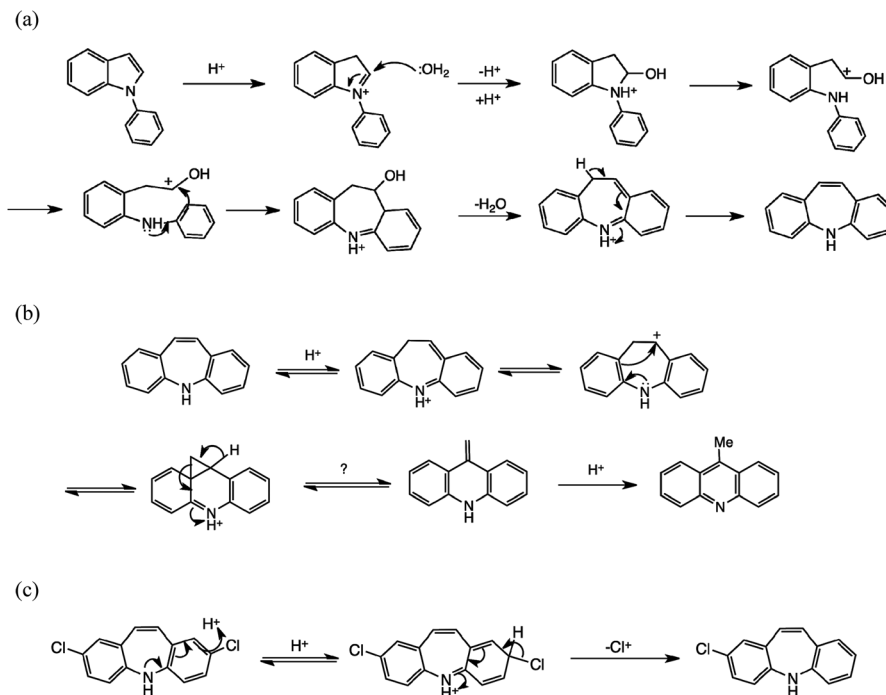


In the earlier work, only one successful example with a *m*-substituted *N*-aryl was recorded, *viz.* *N*-(*m*-tolyl)indole, and this gave only (3-methyl)DBA.<sup>15</sup> We found that *N*-(3'-fluorophenyl)-

indole **25** gave rise to both 1- and 3-fluoro-DBAs **42**, **43**; similarly, difluoroindole **30** gave two DBA products **45** and **46**.<sup>8</sup> Moreover, the yields (of combined products where appropriate) were generally good (apart from the 4-fluoro analogue **26**), reflecting, we believe, the minimal steric requirement of fluorine and its ability to stabilise adjacent carbonium ions by 2p-lone pair donation. By contrast, strongly inductive electron-withdrawing groups NO<sub>2</sub> and CF<sub>3</sub> on the *N*-aryl group gave no desired product at all.<sup>15</sup> Less surprisingly perhaps, methoxy substituents also lead to reasonable yields, as shown for NAIs **31–33**, Table 2; here the 5-methoxy precursor **31**, not previously studied, afforded a better yield of **47** than the 4'-methoxy precursor **32** (*cf.* below). The 3-methoxy product **48** was also prepared, in 10% yield, by Lucini *et al.*<sup>24</sup> These analogues are potentially useful precursors of the 2- and 3-hydroxy metabolites of **3**.<sup>9a</sup>

As stated above, we were particularly interested in halo analogues, and in addition to the fluoro compounds<sup>8</sup> we considered the possibility of obtaining bromo- and chloro-DBAs in this way, with interesting results. In the earlier work,<sup>15</sup> 2-chloro-DBA **49** was obtained from **35** in 25% yield; we isolated a somewhat better yield of 41%. Here, however, because of the pseudo-symmetry of the product, **36** should be an equally good precursor and indeed we obtained a very satisfactory yield of **49** (61%) from **36**. Thus the undoubted electron-withdrawing nature of Cl is not a barrier to successful reaction,





**Scheme 3** Mechanistic schemes. (a) *N*-Aryl indole to DBA rearrangement, after ref. 15. (b) Suggested mechanism for 9-methylacridine by-product formation, based on ref. 1. (c) Proposed dehalogenation mechanism.

**Table 2** Acid-catalysed cyclisation of *N*-aryl indoles to dibenz[*b,f*]azepines<sup>a</sup>

<i>N</i> -Aryl indole	Product(s) <sup>b</sup>	Yield (%)	Reference if known compound
23	1	67	15
<i>Fluorinated examples</i>			
24	41	40	8
25	42, 43	18, 22	8
26	42	24	8
27	41	47	8
28	43	48	8
29	44	66	8
30	45, 46	16, 35	8
<i>Chloro, bromo and alkoxy examples</i>			
31	47	25	15 <sup>c</sup>
32	47	37	15
33	48	22	24 <sup>d</sup>
35	49	41	9
36	49	60	9
37	50	32 <sup>e</sup>	9
39	51	5 <sup>f</sup>	9

<sup>a</sup> Reaction carried out at 100 °C and for 36–72 h, until judged complete by TLC, unless stated. <sup>b</sup> In cases where X<sub>2</sub> is a *meta*-substituent, two regioisomers are produced: see text. <sup>c</sup> An 8% yield was reported. <sup>d</sup> A 10% yield was reported. <sup>e</sup> Also 49 (15%) was produced. <sup>f</sup> Reaction carried out at 65 °C.

especially if the substituent resides in the indole ring of the substrate. The main limitation is actually dehalogenation: in fact only trace amounts of **1** were observed from **36**, but the 5,4'-dichloro substrate **37** afforded a separable mixture of 2,8-dichloro-DBA **50** (32%) and 2-chloro-DBA **49** (15%).

We suggest that protonation of the DBA products in the strongly acidic medium is the likely cause of loss of Cl. Where possible, protonation will occur on the non-chlorinated ring; when both rings are chlorinated [as Scheme 3c], protonation allows subsequent dechlorination as a side reaction. Nevertheless, the yields of both **49** and **50** are now at least competitive with those obtained *via* chlorination of **2**,<sup>9</sup> and only two steps as opposed to five are needed.

However, bromine was not compatible with the reaction conditions. From the reaction of 5-bromo-(*N*-phenyl)indole **39**, only a 5% yield of **51** was isolable and milder conditions (65 °C) were necessary. Nevertheless, even this modest yield was useful for a reference sample, as it proved very difficult to obtain pure 2-bromo-DBA **51** *via* the halogenation route from **2**, as noted earlier.<sup>9</sup> This is probably owing to radical-induced rearrangement during the introduction of the 10,11-double bond.

### Carboxamidation

A number of methods for adding the carboxamide unit to dibenz[*b,f*]azepines, generating carbamazepine analogues, have been investigated. Many of these have appeared in the



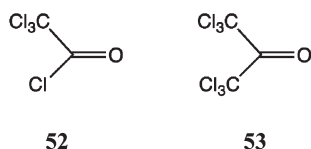


**Table 3** Carboxamidation of dibenzazepines using phosgene equivalents

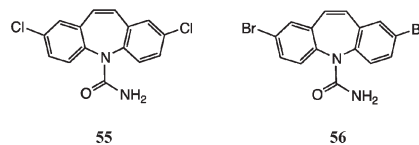
Dibenzazepine	Solvent	Temperature (°C)	Time (h) prior to NH <sub>3</sub> addition	Product	Yield (%)
<i>Diphosgene</i> <sup>a</sup>					
<b>1</b>	PhMe	10–15	8	<b>3</b>	79
<i>Triphosgene</i>					
<b>1</b>	THF	10–15	6	<b>3</b>	27
<b>1</b>	PhMe	10–15	6	<b>3</b>	92
<b>1</b>	PhMe	10–110 <sup>b</sup>	6	<b>3</b>	—
<i>Triphosgene with halogenated DBAs</i>					
<b>50</b>	PhMe	60	12	<b>55</b>	12
<b>54</b>	PhMe	10–15	6	<b>56</b>	24

<sup>a</sup> Using 0.5 eq. **52** or 0.33 eq. **53** with an equivalent amount of Et<sub>3</sub>N unless stated. <sup>b</sup> No Et<sub>3</sub>N added.

patent literature, particularly after carbamazepine **3** itself came off patent. We showed earlier<sup>9</sup> that by varying the traditional procedure using an alkali metal isocyanate,<sup>25</sup> in particular employing TFA as a stronger acid catalyst,<sup>26</sup> a range of halogenated analogues of **3** was readily accessible. Nevertheless, we screened a number of other reagents, and this led to some interesting chemistry. In particular, we found good alternative methods for the synthesis of dibromo and dichloro analogues, involving the generation of an activated N–C=O–X intermediate and its reaction, possibly following isolation, with an appropriate nucleophile.



Considering first phosgene and equivalents, phosgene itself is used industrially,<sup>27</sup> but in view of its high toxicity we explored both (trichloromethoxy)carbonyl chloride<sup>28</sup> (diphosgene; equivalent to two molecules of phosgene) **52** and bis-(trichloromethyl)carbonate<sup>29</sup> (triphosgene; equivalent to three molecules of phosgene) **53**. In either case, we studied first DBA **1** itself, reacting it with either **52** or **53** in an inert solvent, then adding aqueous ammonia (Table 3). Addition of triethylamine was essential to liberate phosgene from **52/53** at a reasonable rate: the ensuing N–COCl species was sufficiently stable to be monitored by TLC (and indeed is now commercially available). A very good yield of **3** was obtained from both reagents, with **53** slightly superior, and toluene was greatly superior to THF as a solvent. The outcome reflects the solubility and stability of both the presumed intermediate (*viz.* N-carbonyl chloride) and the final product; aqueous hydrolysis, regenerating **1**, is a major side reaction. If the final product, here **3**, precipitates it is effectively protected from further reaction.



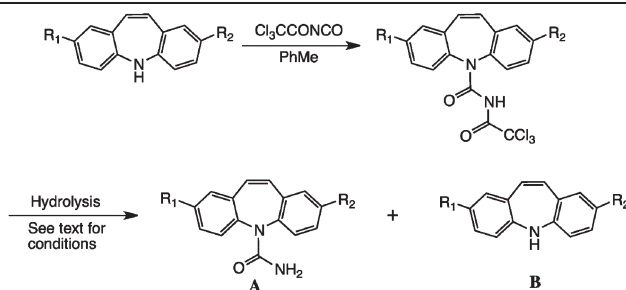
As **53** was the superior reagent, it was evaluated for the halo analogues of **1** also. However, only the dichloro **50** and dibromo **54** compounds gave >10% yields of the corresponding CBZ analogues **55** and **56**, as shown. Here again, solubility is key: dibromo-CBZ **56** is the least soluble of the series and precipitates in modest yield. It may be also that the intermediate ring-halogenated N-carbonyl chlorides are more susceptible to aqueous hydrolysis than the unsubstituted variant.

Substituted organic isocyanates were more promising, but here it was important to be able to isolate the N-acyl (or sulfonyl) urea intermediate. Thus on reaction of 2,8-dibromo-DBA **54** with N-(chlorosulfonyl)isocyanate<sup>30</sup> in CH<sub>2</sub>Cl<sub>2</sub>, the presumed N-chlorosulfonyl intermediate was filtered off and reacted directly with dilute aq. NaHCO<sub>3</sub>. We obtained a low yield (*ca.* 10%) of the CBZ analogue, but preparative TLC was necessary to purify the product.<sup>23</sup>

The best alternative to the acid-catalysed alkali metal isocyanate reaction was the use of (trichloroacetyl)isocyanate (Table 4).<sup>31</sup> For the symmetrical substrates (*viz.* **1**, **50** and **54**) the initial reaction was fast and the N-acyl ureas were obtained in high yield by simple filtration. The difficulty, however, was the lack of selectivity in the hydrolysis step, Table 4. Thus, in the unsubstituted case, treatment of the N-acylurea derived from **1** with either dilute acid or base lead to mixtures of **1** and **3**. Relatively best was 5% aq. Na<sub>2</sub>CO<sub>3</sub>, leading to **3** as the main product. Similarly, for the dibromo and dichloro examples, the N-acylureas could be isolated in good yields from **50** and **54** and afforded 50–60% of **55** and **56** on mild basic hydrolysis. The method was not suitable for mono-halo DBAs.

Although the N-acylureas are moderately stable for short periods at room temperature, they are readily hydrolysed, even



**Table 4** Carboxamidation of dibenzazepines using *N*-(trichloroacetyl)isocyanate<sup>a</sup>

DBA	Temp. (°C)	Time (h)	Yield of <i>N</i> -acylurea (%)	Hydrolysis conditions	Product ratio A : B	Desired product	Yield (%)
<b>1</b>	20–0	6	89	0.1 M HCl	10 : 90		
				0.1 M NaOH	12 : 88		
				5% aq. Na <sub>2</sub> CO <sub>3</sub>	57 : 33	<b>3</b>	56
				5% aq. K <sub>2</sub> CO <sub>3</sub>	34 : 56		
<b>50</b>	20–0	24	75	5% aq. Na <sub>2</sub> CO <sub>3</sub>	60 : 40	<b>55</b>	45
<b>54</b>	20–0	8	78	5% aq. Na <sub>2</sub> CO <sub>3</sub>	60 : 40	<b>56</b>	47

<sup>a</sup> Using toluene as solvent in all cases. DBA = dibenz[*b,f*]azepine.

during NMR acquisition to some extent. Nevertheless, it was possible to obtain satisfactory <sup>1</sup>H NMR spectra and HRMS for the dichloro example, and this data was adjudged sufficient since both final products **55** and **56** gave identical spectroscopic data to material obtained *via* the NaNCO/TFA method.<sup>9</sup>

## Conclusions

There are a number of possible syntheses of dibenz[*b,f*]azepines from available starting materials. We developed very successfully a simple two-step synthesis, starting from readily available indole derivatives. *N*-Arylation of the indoles was effected in good to excellent yield using the procedure of Ma *et al.*,<sup>19a,b</sup> employing CuI with proline as ligand. The conditions were fully compatible with other halogens. Rearrangement of the *N*-aryl indoles to dibenz[*b,f*]azepines was effected using strong acid catalysis (PPA, 100 °C), in yields from 22–66%. We developed the original conditions of Tokmakov and Grandberg;<sup>15</sup> a significant by-product was a 9-methyl acridine but this could be minimized. Both fluoro and chloro substituents were compatible with the conditions, though with the latter the site of Cl substitution (*viz.* on the indole ring or in the *N*-aryl substituent) was an important factor. With an *N*-(3-fluoro)phenyl substituent, both 1- and 3-fluoro products resulted. The simplicity of this two-step sequence compensates for moderate yields in the rearrangement step. Finally, attachment of the carboxamide substituent in carbamazepine **1** and its 2,8-dibromo and dichloro analogues can be effected using various reagents, including triphosgene and (trichloroacetyl)-isocyanate, with a following ammonolysis or hydrolysis step. However, the combination of KNCO or NaNCO and TFA is most versatile and gives access to monohalo analogues also.<sup>9</sup>

## Experimental

Organic extracts were finally washed with saturated brine and dried over anhydrous Na<sub>2</sub>SO<sub>4</sub> prior to rotary evaporation at <30 °C. Moisture sensitive reactions were carried out in anhydrous organic solvents (purchased from Sigma-Aldrich) under a N<sub>2</sub> or Ar atmosphere. Reactions were monitored by analytical thin-layer chromatography using Merck Kieselgel 60 F<sub>254</sub> silica plates, and were viewed under UV or by staining with anisaldehyde, vanillin, KMnO<sub>4</sub>, iodine, or bromocresol green. Preparative flash column chromatography was performed on either VWR Prolabo silica gel or Sigma-Aldrich silica gel (particle size 40–63 Å). Melting points were recorded using a Bibby-Sterlin Stuart SMP3 melting point apparatus and are uncorrected. High resolution mass spectrometry for the *N*-aryl indoles was performed by the EPSRC National Mass Spectrometry Service, Swansea University. Other mass spectra were obtained in either electrospray mode (ES) with a Micromass LCT or chemical ionization (CI) mode with a Micromass Trio 1000 using ammonia; two final high-resolution mass spectra (compounds **47**, **48**) were obtained in CI mode using an Agilent QTOF 7200 instrument in this Department. Elemental analyses were performed by Mr Steve Apter, University of Liverpool. <sup>1</sup>H and <sup>13</sup>C NMR spectra were obtained using a Bruker Avance or a Bruker DPX 400 instrument operating at 400 and 101 MHz, respectively; chemical shifts are reported in ppm (δ) relative to Me<sub>4</sub>Si. Coupling constants (*J*) are reported in Hz.

### General method for *N*-arylindole synthesis

A mixture of the appropriate indole (2.2 mmol), K<sub>2</sub>CO<sub>3</sub> (5.0 mmol), CuI (0.1 mmol) and L-proline (0.2 mmol) was stirred in anhydrous DMSO (4 mL) and heated to 100 °C. After 10 min the appropriate iodobenzene (2.0 mmol) was added dropwise over 20 min, then the mixture was stirred at this



temperature for 24 h. The mixture was cooled and partitioned between EtOAc (3 × 50 mL) and water; the combined organic extracts were evaporated to dryness and the product isolated by chromatography, eluting with EtOAc–hexane mixtures.

Spectroscopic and analytical data, including photocopy NMR spectra, for compounds 24–30 have been given earlier.<sup>8</sup> Data for compounds 23, 31–33, 35, 36 and 38–40 are placed in the ESI.† All yields are in Table 1.

### 5-Chloro-*N*-(4-chloro)phenylindole 37

M.p. 66–67 °C. Found: C, 64.1; H, 3.5; N, 5.2;  $m/z$  262.0183. C<sub>14</sub>H<sub>9</sub>Cl<sub>2</sub>N requires C, 64.2; H, 3.5; N, 5.3%; C<sub>14</sub>H<sub>10</sub>NCl<sub>2</sub> (MH<sup>+</sup>) requires  $m/z$ , 262.0185;  $\delta_{\text{H}}$  6.62 (1 H, dd,  $J$  = 3.3 and 0.8 Hz, 3-H), 7.17 (1 H, dd,  $J$  = 8.8 and 2.0 Hz, 6-H), 7.30 (1 H, d,  $J$  = 3.3 Hz, 2-H), 7.37–7.42 and 7.46–7.51 (4 H, approx. dd, 2', 3', 5'- and 6'-H), 7.40 (1 H, d,  $J$  = 8.7 Hz, 7-H) and 7.64 (1 H, d,  $J$  = 1.8 Hz, 4-H);  $\delta_{\text{C}}$  104.0, 111.7, 121.0, 123.2, 125.9, 126.6, 129.4, 130.3, 130.8, 132.8, 134.6 and 138.3.

### General method for dibenz[*b,f*]azepine synthesis

Polyphosphoric acid (1 mL per 100 mg *N*-arylindole) was purged with Ar and heated to 100 °C for 30 min. The appropriate *N*-arylindole was then added *via* a syringe and the reaction was stirred at 100 °C, generally for 36–72 h (see Table 2). Once it was judged complete by TLC, the reaction was cooled to ambient temperature, poured cautiously onto ice-cold NaHCO<sub>3</sub> aq. and stirred vigorously for 1 h, then extracted with CH<sub>2</sub>Cl<sub>2</sub> (2 × 100 mL). The combined organic extracts were washed with water and evaporated; the resulting crude product was purified by chromatography, eluting with 10% EtOAc–hexane.

Spectroscopic data for compounds 41–46,<sup>8</sup> 49,<sup>9</sup> 50<sup>9</sup> and 51<sup>9</sup> have been given earlier; since we now report the synthesis of 49, 50 and 51 by the *N*-aryl indole rearrangement route, NMR data and photocopy spectra for these compounds and for compound 48 are included in the ESI.†

### 2-Methoxy-5*H*-dibenz[*b,f*]azepine 47<sup>15</sup>

This was prepared from either *N*-aryl indole 31 (25% yield) or 32 (37% yield), Table 2. Found:  $m/z$ , 224.1075. C<sub>15</sub>H<sub>14</sub>NO requires  $m/z$ , 224.1070 (MH<sup>+</sup>);  $\delta_{\text{H}}$  [(CD<sub>3</sub>)<sub>2</sub>SO] 3.63 (3 H, s, CH<sub>3</sub>O), 6.13, 6.18 (2 H, ABq, 10-H + 11-H), 6.41 (1 H, d,  $J$  = 2.1 Hz, 6-H), 6.59 (1 H, d,  $J$  = 2.6 Hz, 9-H), 6.62 (1 H, d,  $J$  = 7.6 Hz, 4-H), 6.69 (1 H, t,  $J$  = 7.2 Hz, 8-H), 6.74–6.79 (2 H, m, 1-H + 3-H) and 6.97 (1 H, t,  $J$  = 7.2 Hz, 7-H);  $\delta_{\text{C}}$  [(CD<sub>3</sub>)<sub>2</sub>SO] 55.1, 114.4, 115.3, 118.9, 120.0, 121.6, 128.9, 129.5, 130.4, 131.6, 132.7, 134.1, 142.4, 150.3, and 154.7;  $m/z$  (CI) 224 (MH<sup>+</sup>, 100%).

### General procedure for carboxamidation reactions

**Use of phosgene equivalents.** A solution or suspension of the appropriate DBA 1, 50 or 54 (1 mmol) in toluene (2 mL) at 10 °C was treated with 52 (0.5 equivalents) or 53 (0.33 equivalents) and triethylamine (0.5 or 0.33 eq. respectively), then stirred until starting material had fully reacted. Aqueous NH<sub>3</sub> was then added and stirring continued until precipitation was

complete. The product was filtered, washed with water and dried to afford 3, 55 or 56.

**Via *N*-(Trichloro)acetyl urea intermediates.** The DBA 1, 50 or 54 was dissolved in toluene (2 mL per mmol) and trichloroacetyl isocyanate (1.2 eq.) was added by syringe under the solvent level. On stirring, a yellow or orange coloration was initially observed, turning colourless, then the reaction was left for 24 h. Precipitation was induced if necessary by addition of hexane, then the intermediate was filtered off, washed with ice-cold water and dried. The *N*-(trichloroacetyl)intermediate was then reacted under appropriate hydrolysis conditions (Table 4); the crude solid was filtered off, dissolved as far as possible in CH<sub>2</sub>Cl<sub>2</sub> and filtered through Celite, then the filtrate was washed with satd. aq. NaHCO<sub>3</sub>, brine, dried and evaporated. Crystallization from toluene, or chromatography eluting with EtOAc–hexane mixtures (20–50% EtOAc), then afforded pure product 3, 55 or 56.

The *N*-(trichloroacetyl)intermediates derived from 1 and 54 were sufficiently stable on isolation to allow characterization: ***N*-(2,2,2-trichloroacetyl)-5*H*-dibenz[*b,f*]azepine:** white powder. Found:  $m/z$ , 402.9784. C<sub>17</sub>H<sub>11</sub><sup>35</sup>Cl<sub>3</sub>N<sub>2</sub>O<sub>2</sub>Na requires  $m/z$ , 402.9784;  $\delta_{\text{H}}$  [(CD<sub>3</sub>)<sub>2</sub>SO] 6.05 (2H, s, 10-H + 11-H), 6.52 (2 H, d,  $J$  = 8.4 Hz), 6.88–6.98 (2 H, m), 7.06–7.21 (4 H, m) and 10.85 (1 H, br s, NH);  $\delta_{\text{C}}$  [(CD<sub>3</sub>)<sub>2</sub>SO] 93.1, 113.6, 121.0, 131.1, 131.9, 132.2, 132.7, 148.4 and 162.9;  $m/z$  (ES +ve mode) 403 (MNa<sup>+</sup>, 100%). ***N*-(2,2,2-Trichloroacetyl)-2,8-dibromo-5*H*-dibenz[*b,f*]azepine:** white powder. Found:  $m/z$ , 558.8021, C<sub>17</sub>H<sub>9</sub><sup>79</sup>Br<sub>2</sub><sup>35</sup>Cl<sub>3</sub>N<sub>2</sub>O<sub>2</sub>Na requires  $m/z$ , 558.7994;  $\delta_{\text{H}}$  [(CD<sub>3</sub>)<sub>2</sub>SO] 7.08 (2 H, s, 10-H + 11-H), 7.35–7.60 (6 H, m) and 10.46 (1 H, br s, NH);  $\delta_{\text{C}}$  [(CD<sub>3</sub>)<sub>2</sub>SO] 91.8, 119.1, 121.9, 127.1, 129.3, 129.3, 129.5, 130.4, 132.1, 133.8, 135.1, 138.2, 140.5, 149.5, 150.3, 158.4, and 162.9;  $m/z$  (ES +ve mode) 559(MNa<sup>+</sup>, 23%) and 561 (100%).

We give NMR data for 55 and 56, as prepared by the trichloroacetyl isocyanate route, together with photocopy NMR spectra in the ESI† to show identity with material obtained earlier<sup>9a</sup> using the alkali metal isocyanate route.

## Acknowledgements

We are grateful to the EPSRC for funding (DTA maintenance grant to EE).

## Notes and references

- 1 L. J. Kricka and A. Ledwith, *Chem. Rev.*, 1974, **74**, 101–123.
- 2 (a) F. Albani, R. Riva and A. Baruzzi, *Pharmacopsychiatry*, 1995, **28**, 235–244; (b) A. Sidebottom and S. Maxwell, *J. Clin. Pharm. Ther.*, 1995, **20**, 31–35.
- 3 (a) M. R. Mavissakalian and J. M. Perel, *Am. J. Psychiatry*, 1995, **152**, 673–682; (b) D. H. Barlow, J. M. Gorman, M. K. Shear and S. W. Woods, *J. Am. Med. Assoc.*, 2000, **283**, 2529–2536.





- 4 (a) P. Thoren, M. Asberg, B. Cronholm, L. Joenestedt and L. Traskman, *Arch. Gen. Psychiatry*, 1980, **37**, 1281–1285; (b) D. McTavish and P. Benfield, *Drugs*, 1990, **39**, 136–153.
- 5 T. S. Rao, J. A. Cler, S. J. Mick, D. M. Ragan, T. H. Lanthorn, P. C. Contreras, S. Iyengar and P. L. Wood, *Neuropharmacology*, 1990, **29**, 1199–1204.
- 6 (a) K. Lertratanangkoon and M. G. Horning, *Drug Metab. Dispos.*, 1982, **10**, 1–10; (b) J. L. Maggs, M. Pirmohamed, N. R. Kitteringham and B. K. Park, *Drug Metab. Dispos.*, 1997, **25**, 275–280.
- 7 (a) S. Madden, J. L. Maggs and B. K. Park, *Drug Metab. Dispos.*, 1996, **24**, 469–479; (b) R. E. Pearce, J. P. Uetrecht and J. S. Leeder, *Drug Metab. Dispos.*, 2005, **33**, 1819–1826; (c) H. Z. Bu, P. Kang, A. J. Deese, P. Zhao and W. F. Pool, *Drug Metab. Dispos.*, 2005, **33**, 1920–1924.
- 8 E. Elliott, E. R. Bowkett, J. L. Maggs, J. Bacsá, B. K. Park, S. L. Regan, P. M. O'Neill and A. V. Stachulski, *Org. Lett.*, 2011, **13**, 5592–5595.
- 9 (a) E. Elliott, S. L. Regan, J. L. Maggs, E. R. Bowkett, L. Parry, D. P. Williams, B. K. Park and A. V. Stachulski, *J. Med. Chem.*, 2012, **55**, 9773–9784; (b) J. Farrell, M. Lichtenfels, A. Sullivan, E. Elliott, A. Alfirevic, A. V. Stachulski, M. Pirmohamed, D. J. Naisbitt and B. K. Park, *J. Allergy Clin. Immunol.*, 2013, **132**, 493–495.
- 10 E.g., (a) P. N. Craig, B. M. Lester, A. J. Saggiomo, C. Kaiser and C. L. Zirkle, *J. Org. Chem.*, 1961, **26**, 135–138; (b) W. Schindler and H. Blattner, *Helv. Chim. Acta*, 1961, **44**, 753–763.
- 11 Cf. K. Smith, D. M. James, A. G. Mistra, M. R. Bye and D. J. Faulkner, *Tetrahedron*, 1992, **48**, 7479–7488; up to four Br atoms may be introduced into 2 by acid-catalysed bromination.
- 12 (a) D. Tselikhovsky and S. L. Buchwald, *J. Am. Chem. Soc.*, 2010, **132**, 14048–14051; (b) D. Tselikhovsky and S. L. Buchwald, *J. Am. Chem. Soc.*, 2012, **134**, 16917–16917.
- 13 X. Zhang, Y. Yang and Y. Liang, *Tetrahedron Lett.*, 2012, **53**, 6406–6408.
- 14 T. K. Jorgensen, K. E. Andersen, J. Lau, P. Madsen and P. O. Huusfeldt, *J. Heterocycl. Chem.*, 1999, **36**, 57–64.
- 15 G. P. Tokmakov and I. I. Grandberg, *Tetrahedron*, 1995, **51**, 2091–2098.
- 16 (a) M. Watanabe, M. Nishiyama, T. Yamamoto and Y. Koie, *Tetrahedron Lett.*, 2000, **41**, 481–483; (b) M. Nishiyama, T. Yamamoto and Y. Koie, *Tetrahedron Lett.*, 1998, **39**, 617–620.
- 17 D. W. Old, M. C. Harris and S. L. Buchwald, *Org. Lett.*, 2000, **2**, 1403–1406.
- 18 S. Chandrasekhar, S. S. Sultana, S. R. Yaragorla and N. R. Reddy, *Synthesis*, 2006, 839–842.
- 19 (a) D. Ma and Q. Cai, *Synlett*, 2004, 128–130; (b) H. Zhang, Q. Cai and D. Ma, *J. Org. Chem.*, 2005, **70**, 5164–5173; (c) A related procedure uses CuI without a ligand, in DMF at 120 °C: L. Zhu, P. Guo, G. Li, J. Lan, R. Xie and J. You, *J. Org. Chem.*, 2007, **62**, 8535–8538.
- 20 R. K. Rao, A. B. Naidu, E. A. Jaseer and G. Sekar, *Tetrahedron*, 2009, **65**, 4619–4624.
- 21 G. Tarzia, A. Duranti, G. Gatti, G. Piersanti, A. Tontini, S. Rivara, A. Lodola, P. V. Plazzi, M. Mor, S. Kathuria and D. Piomelli, *ChemMedChem*, 2006, **1**, 130–139.
- 22 W. Deng, Y. F. Wang, C. Zhang, L. Liu and Q. X. Guo, *Chin. Chem. Lett.*, 2006, **17**, 313–316.
- 23 E. R. Bowkett, unpublished observations; cf. ref. 8.
- 24 V. Lucini, M. Pannacci, F. Scaglione, F. Fraschini, S. Rivara, M. Mor, F. Bordini, P. V. Plazzi, G. Spadoni, A. Bedini, G. Piersanti and G. Tarzia, *J. Med. Chem.*, 2004, **47**, 4202–4212.
- 25 R. Eckardt and H.-J. Jaensch, Process for the preparation of 5H-dibenz[b,f]azepine-5-carboxamide from iminostilbene and alkali cyanates, DE 4307181, 10<sup>th</sup> Nov. 1994.
- 26 G. J. Durant, Improved synthesis of N,N-diaryllureas, *Chem. Ind.*, 1965, 1428–1429. These conditions were originally employed for N,N-diarylamines.
- 27 W. Raml and G. Eichberger, Preparation of carbamazepine by the phosgenation and amidation of 5H-dibenz[b,f]azepine, AT01174B, 1996.
- 28 (a) L. Cotarca and H. Eckert, *Phosgenations – A Handbook*, Wiley-VCH, Weinheim, 2004; (b) G. Skorna and I. Ugi, *Angew. Chem., Int. Ed. Engl.*, 1977, **16**, 259–260.
- 29 H. Eckert and B. Forster, *Angew. Chem., Int. Ed. Engl.*, 1987, **26**, 894–895.
- 30 (a) Cf. N. Ghiasi, A. A. Oskouie and H. Saeidian, *Carbohydr. Res.*, 2012, **348**, 47–54; (b) D. Che, N. Corelli-Rennie, B. R. Guntoori and J. Faught, Process for the preparation of oxcarbazepine and related intermediates, US 20050282797, 2005.
- 31 This reagent has generally been used for carbamoylation of alcohols, e.g. T. M. Tagmose and M. Bols, *Chem.-Eur. J.*, 1997, **3**, 453–462.

