

Phosphine-Catalyzed Annulations of Azomethine Imines: Allene-Dependent [3 + 2], [3 + 3], [4 + 3], and [3 + 2 + 3] Pathways

Risong Na,[†] Chengfeng Jing,[†] Qihai Xu,[§] Hui Jiang,[†] Xi Wu,[†] Jiayan Shi,[†] Jiangchun Zhong,[†] Min Wang,[†] Diego Benitez,[‡] Ekaterina Tkatchouk,[‡] William A. Goddard, III,[‡] Hongchao Guo,^{*,†} and Ohyun Kwon^{*,§}

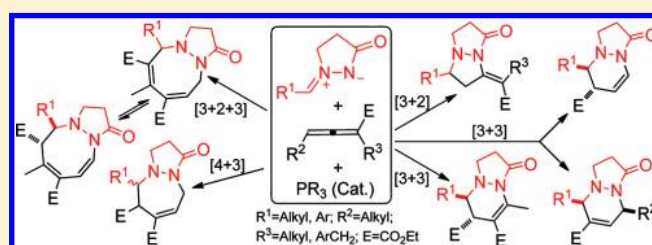
[†]Department of Applied Chemistry, China Agricultural University, Beijing 100193, P.R. China

[‡]Materials and Process Stimulation Center, California Institute of Technology, Pasadena, California 91125, United States

[§]Department of Chemistry and Biochemistry, University of California, Los Angeles, California 90095-1569, United States

S Supporting Information

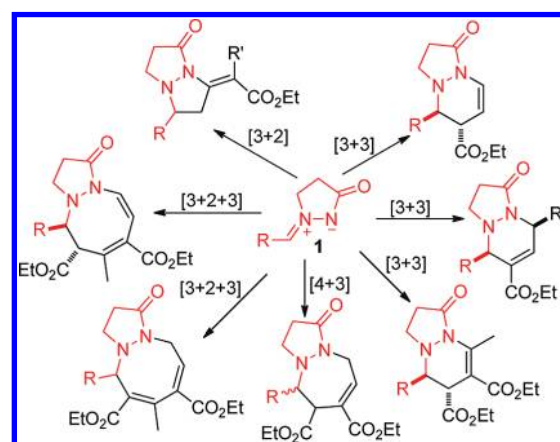
ABSTRACT: In this paper we describe the phosphine-catalyzed [3 + 2], [3 + 3], [4 + 3], and [3 + 2 + 3] annulations of azomethine imines and allenates. These processes mark the first use of azomethine imines in nucleophilic phosphine catalysis, producing dinitrogen-fused heterocycles, including tetrahydropyrazolo-pyrazolones, -pyridazinones, -diazepinones, and -diazocinones. Counting the two different reaction modes in the [3 + 3] cyclizations, there are five distinct reaction pathways—the choice of which depends on the structure and chemical properties of the allenate. All reactions are operationally simple and proceed smoothly under mild reaction conditions, affording a broad range of 1,2-dinitrogen-containing heterocycles in moderate to excellent yields. A zwitterionic intermediate formed from a phosphine and two molecules of ethyl 2,3-butadienoate acted as a 1,5-dipole in the annulations of azomethine imines, leading to the [3 + 2 + 3] tetrahydropyrazolo-diazocinone products. The incorporation of two molecules of an allenate into an eight-membered-ring product represents a new application of this versatile class of molecules in nucleophilic phosphine catalysis. The salient features of this protocol—the facile access to a diverse range of nitrogen-containing heterocycles and the simple preparation of azomethine imine substrates—suggest that it might find extensive applications in heterocycle synthesis.



INTRODUCTION

Intermolecular cycloaddition is one of the most powerful tools for the convergent synthesis of a variety of carbo- and heterocycles from simpler precursors.¹ Many metallo- and organocatalytic systems have been successfully developed for the cycloadditions of a wide range of starting materials. Among the catalytic systems, nucleophilic phosphine catalysis has been established as a reliable platform for the efficient assembly of a wide array of cyclic products from simple building blocks.² In particular, activated allenes subjected to nucleophilic phosphine catalysis conditions exhibit superbly diverse reactivity toward electrophilic reagents. These allenes can function as one-, two-, three-, or four-carbon synthons when reacting with a variety of electrophilic coupling partners (including aldehydes, alkenes, imines, and aziridines) undergoing [2 + 1],³ [4 + 1],⁴ [3 + 2],⁵ [2 + 2 + 2],⁶ [3 + 3],⁷ [4 + 2],⁸ [4 + 3],⁹ or [8 + 2]¹⁰ annulations.¹¹ The particular reactivity of the allene substrate is often induced by its electrophilic coupling partner. Consequently, the search for new electrophilic substrates exhibiting suitable reactivity for effective use in the synthesis of heterocycles with new skeletons or structural features is a major challenge for the formation of diverse cycloaddition products from the nucleophilic phosphine catalysis of allenes. In this context, we conceived the possibility of introducing a new type of electrophilic coupling reagent,

Scheme 1. Phosphine-Catalyzed [3 + N] Cyclizations of Azomethine Imines with Allenates



azomethine imines, that might serve as an N–N–C trio-of-atoms synthon in phosphine-catalyzed annulation processes.

Received: January 21, 2011

Published: August 03, 2011

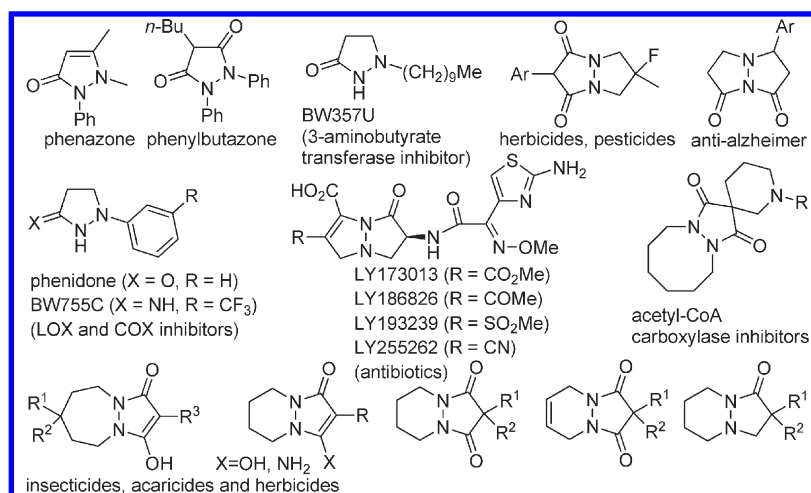


Figure 1. Selected examples of biologically active dinitrogen-fused heterocycles.

Herein, we report the phosphine-catalyzed [3 + N] annulations of allenates and azomethine imines **1** (Scheme 1).

Azomethine imines such as **1** are readily accessible, stable compounds that have been employed recently as efficient 1,3-dipoles in various metal-catalyzed and organocatalytic cycloadditions.^{12–14} In 2003, Fu reported an efficient Cu-catalyzed protocol for enantioselective [3 + 2] cycloaddition of azomethine imines with alkynes;^{14a} in 2005, he further extended this azomethine imine/alkyne cycloaddition strategy to the kinetic resolution of azomethine imines bearing a stereocenter at the 5-position of the pyrazolidinone core.^{14b} Sibi demonstrated another Cu-catalyzed enantioselective [3 + 2] cycloaddition of azomethine imines with pyrazolidinone acrylates.¹⁴ⁱ Pale and Sommer presented a heterogeneous Cu(I)-modified zeolite-catalyzed [3 + 2] cycloaddition of azomethine imines with alkynes.^{14k} Hayashi studied Pd-catalyzed [3 + 3] cycloadditions of azomethine imines with trimethylenemethane to produce hexahydropyridazine derivatives under mild conditions,^{14c} and Pd-catalyzed [4 + 3] cycloadditions of azomethine imines with γ -methylidene- δ -valerolactones.^{14g} Toste reported a Au-catalyzed [3 + 3] annulation of azomethine imines with propargyl esters.^{14j} Maruoka developed a Ti-catalyzed enantioselective [3 + 2] cycloaddition of azomethine imines with α,β -unsaturated aldehydes.^{14m} Suga described a Ni-catalyzed enantioselective and diastereoselective [3 + 2] cycloaddition of azomethine imines with 3-acryloyl-2-oxazolidinone.^{14f} Charette also developed a Ni-catalyzed [3 + 3] cycloaddition of aromatic azomethine imines with 1,1-cyclopropane diesters.^{14l} More recently, Scheidt described an N-heterocyclic carbene-catalyzed stereoselective formal [3 + 3] cycloaddition of azomethine imines with enals.^{14e} Chen developed a multifunctional primary amine (derived from cinchona alkaloids)-catalyzed enantioselective [3 + 2] cycloaddition of azomethine imines and cyclic enones,^{14h} and a diarylprolinol salt-catalyzed [3 + 2] cycloaddition of azomethine imines with α,β -unsaturated aldehydes.^{14d} Despite these extensive efforts at using azomethine imines as cyclization partners in heterocycle synthesis, the application of azomethine imines in phosphine-catalyzed cycloaddition has not been reported previously. This situation prompted us to design a cycloaddition of azomethine imines and allenates using readily available tertiary phosphines as catalysts. It is widely accepted that, in the phosphine-promoted reactions of

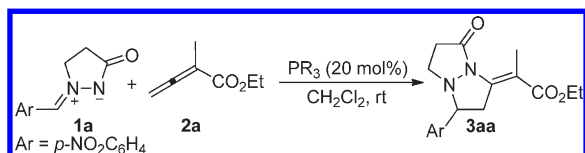
activated allenates, the catalysis cycle is typically initiated by the addition of the Lewis basic phosphine to the electrophilic β -carbon atom of the α -allenic ester, leading to the formation of zwitterionic intermediates. We suspected that exposing these intermediates to azomethine imines might allow new [3 + N] cycloadditions, with the pathways followed depending on the number of carbon atoms that the allenate contributes to the final cyclic products (Scheme 1). Herein, we report the first examples of phosphine-catalyzed cycloadditions of various zwitterionic species to provide functionalized five-, six-, seven-, and eight-membered dinitrogen-containing heterocycles with high efficiency.

The new annulation reactions provide generally applicable routes toward dinitrogen-fused heterocycles, including tetrahydropyrazolo-pyrazolones, -pyridazinones, -diazepinones, and -diazocinones, which are key units in or building blocks of many pharmaceuticals, agrochemicals, biologically active compounds, and other useful chemicals. Among the dinitrogen-containing heterocycles, pyrazolone derivatives are often used as dyes in the food, textile, photography, and cosmetics industries.¹⁵ Several pyrazolones also exhibit bioactivity. For example, phenazone has been used as a synthetic drug;¹⁶ phenylbutazone has anti-inflammatory activity;¹⁶ phenidone and BW755C are inhibitors of lipoxygenase and cyclooxygenase, respectively;^{17,18} BW357U displays anorectic activity (Figure 1).¹⁹ Other dinitrogen-fused heterocycles also exhibit diverse bioactivity and have a variety of applications. Tetrahydropyrazolo-pyrazolones have been investigated as antibacterial agents,¹⁶ herbicides, pesticides,²⁰ antitumor agents,²¹ calcitonin agonists,²² and potent drugs to relieve Alzheimer's disease.²³ Pyrazolopyridazinone derivatives have been studied extensively as pesticides and, especially, herbicides; more than 60 patents have been filed according to the CAS database. Pyrazolodiazepinone and pyrazolodiazocinone derivatives have also been explored as herbicides, insecticides, acaricides,²⁴ and acetyl-CoA carboxylase inhibitors.²⁵ In addition, the pyrazolidine derivatives obtained through these annulations are readily transformed into 1,3-diamine derivatives via N–N bond cleavage with SmI₂;²⁶ this cleavage strategy has been demonstrated in several reports.^{14j,27} Such 1,3-diamine derivatives serve not only as ligands of metal catalysts but also as biologically important compounds or building blocks for bioactive compounds.²⁸

RESULTS AND DISCUSSION

Although the azomethine imines **1** have received much attention,¹⁴ including extensive application in 1,3-dipolar cycloadditions for the preparation of a plethora of pyrazolidinone derivatives,²⁹ they have never previously been used in nucleophilic phosphine

Table 1. Phosphine-Catalyzed [3 + 2] Cycloadditions of the Azomethine Imine **1a with the Allenolate **2a**^a**

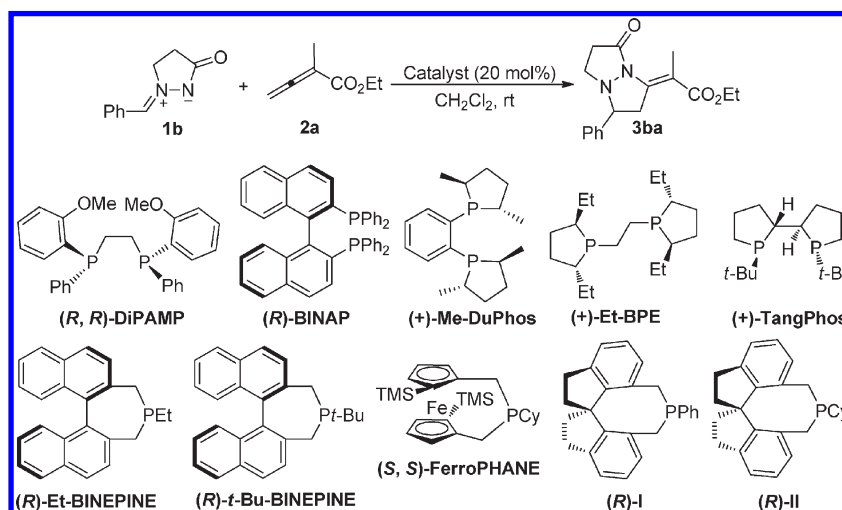


entry	PR ₃	time (h)	yield (%) ^b
1 ^c	—	48	0
2	PPh ₃	24	5
3	MePPh ₂	24	24
4	Me ₂ PPh	24	53
5	PBu ₃	14	88
6	PMe ₃	12	92
7	HMPT	24	0

^a 1.2 equiv of allenolate was used. ^b Isolated yield. ^c Without phosphine catalyst.

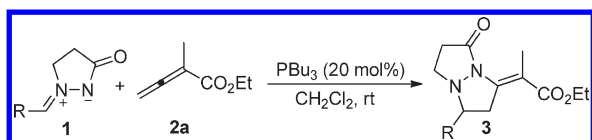
catalysis reactions. Our initial attempts at phosphine-catalyzed annulations of azomethine imines commenced with the reactions of 1-(*p*-nitrobenzylidene)-3-oxopyrazolidin-1-ium-2-ide (**1a**). Table 1 presents the results of screening for appropriate reaction conditions and catalysts for the model reaction between **1a** and allenolate **2a**. Considering the possibility of a background reaction resulting from direct [3 + 2] cycloaddition of the azomethine imine and the allenolate,³⁰ we first attempted the reaction between **1a** and the allenolate **2a** in the absence of phosphine catalyst in dichloromethane (DCM) at room temperature; TLC analysis revealed no product (Table 1, entry 1). When compound **1a** was treated with ethyl 2-methylbuta-2,3-dienoate (**2a**) in DCM³¹ at room temperature in the presence of 20 mol % of PPh₃, we isolated a new product in 5% yield (Table 1, entry 2). The efficiency of nucleophilic phosphine catalysis often depends on the nature of the tertiary phosphine catalyst; α -alkyl allenolates, such as **2a**, often require more nucleophilic phosphines for facile reactions.^{8a,b} Indeed, screening of a couple of tertiary phosphines for the catalysis revealed that the reaction efficiency increased as the nucleophilicity of the phosphine increased, reaching 92% product yield for PMe₃ (entries 3–6). Using NMR spectroscopy and X-ray crystallography of the homologous tetrahydropyrazolopyrazolone **3ad** obtained from the annulation of **1a** with the α -isobutyl allenolate **2d**, we established the structure of the new annulation product **3aa** to be that from a [3 + 2] cycloaddition. Not only did the [3 + 2] annulation exhibit great efficiency, it also provided the tetrasubstituted exocyclic alkylidene

Table 2. Chiral Phosphine-Catalyzed [3 + 2] Cycloadditions of the Azomethine Imine **1b with the Allenolate **2a**^a**



entry	catalyst	time (h)	yield (%) ^b	ee (%) ^c
1	(R, R)-DiPAMP	120	<5	n.d. ^d
2	(R)-BINAP	120	<5	n.d.
3	(+)-Me-PuPhos	120	<5	n.d.
4	(+)-Et-BPE	120	19	6
5	(+)-TangPhos	120	<5	n.d.
6	(R)-Et-BINEPHINE	120	<5	n.d.
7	(R)-t-Bu-BINEPHINE	120	<5	n.d.
8	(S, S)-FerroPHANE	120	<5	n.d.
9	(R)-I	48	8	93
10	(R)-II	48	56 ^e	89

^a Reactions were conducted with 0.1 mmol of **1b** and 1.5 equiv of allenolate in 1 mL of DCM. The absolute configuration of the major enantiomer has not been determined. ^b Isolated yield. ^c Enantiomeric excess was determined through HPLC analysis on a chiral stationary phase. ^d Not determined. ^e The *Z* isomer was isolated in 18% yield.

Table 3. PBu₃-Catalyzed [3 + 2] Cycloadditions of Azomethine Imines **1** with the Allenolate **2a**^a

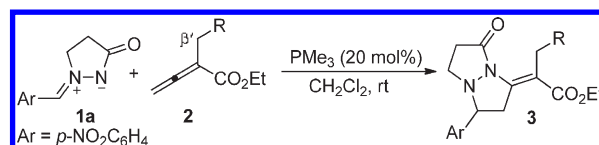
entry	R	time (h)	product	yield (%) ^b
1	Ph (1b)	24	3ba	97
2	4-MeC ₆ H ₄ (1c)	24	3ca	85
3	4- <i>i</i> -PrC ₆ H ₄ (1d)	24	3da	89
4	4-OMeC ₆ H ₄ (1e)	30	3ea	77
5	4-FC ₆ H ₄ (1f)	24	3fa	91
6	4-ClC ₆ H ₄ (1g)	20	3ga	93
7	4-BrC ₆ H ₄ (1h)	20	3ha	97
8	4-CNC ₆ H ₄ (1i)	12	3ia	87
9	4-CF ₃ C ₆ H ₄ (1j)	24	3ja	98
10	3-NO ₂ C ₆ H ₄ (1k)	24	3ka	97
11	2-NO ₂ C ₆ H ₄ (1l)	24	3la	94
12 ^c	2-MeC ₆ H ₄ (1m)	48	3ma	70
13 ^c	2-PhC ₆ H ₄ (1n)	48	3na	50
14 ^c	1-naphthyl (1o)	48	3oa	57
15	2-naphthyl (1p)	24	3pa	96
16	4-pyridyl (1q)	20	3qa	86
17	2-furanyl (1r)	20	3ra	99
18	cyclohexyl (1s)	36	3sa	55
19	<i>n</i> -Bu (1t)	72	3ta	41
20	<i>i</i> -Pr (1u)	72	3ua	48

^a 1.2 equiv of allenolate was used. ^b Isolated yield. ^c The reaction was run at 40 °C.

as a single *E* isomer. Hexamethylphosphorous triamide (HMPT), albeit more nucleophilic than PPh₃, did not provide any desired product (entry 7).

A large number of phosphine-catalyzed annulations have been rendered enantioselective through the use of enantioenriched chiral phosphines.^{2k} To gauge the feasibility of developing enantioselective azomethine imine annulation, we tested the effect of 10 known chiral phosphines (Table 2). DiPAMP, BINAP, Me-DuPhos, TangPhos, Et-BINEPINE, *t*-Bu-BINEPINE, and FerroPHANE were poor catalysts and provided negligible amounts of products, even after reaction times of five days (entries 1–3 and 5–8). Et-BPE provided the desired tetrahydropyrazolopyrazolone **3ba** in 19% yield and 6% ee (entry 4). To our delight, the chiral monophosphines **I** and **II** rendered high enantiomeric excesses with a synthetically useful yield in the case of **II** (entries 9 and 10), demonstrating the feasibility of developing an enantioselective process of synthetic value.

Using 20 mol % of PBu₃ as the catalyst, we examined a range of azomethine imines in the [3 + 2] annulations of ethyl 2-methylbuta-2,3-dienoate (**2a**) under the optimized reaction conditions (Table 3). Here, we employed PBu₃ instead of PMe₃ for ease of operation; the reactions of the azomethine imines **1b**–**1u** with the allenolate **2a** were also highly efficient (up to 99% yield) when mediated by PBu₃. A variety of aryl azomethine imines underwent the [3 + 2] cycloaddition, providing the anticipated tetrahydropyrazolopyrazolones in moderate to excellent yields (entries 1–17). In general, azomethine imines bearing

Table 4. PMe₃-Catalyzed [3 + 2] Annulations of the Allenolates **2** with the Azomethine Imine **1a**^a

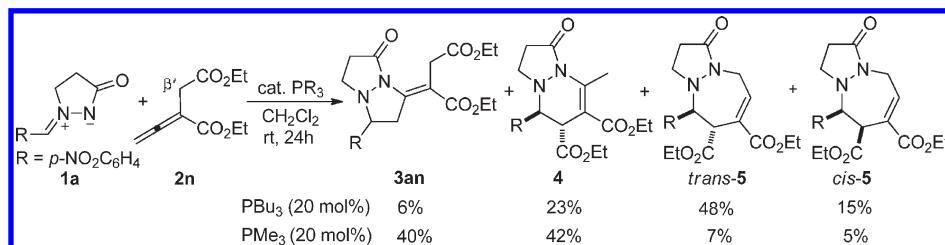
entry	R	temp (°C)	time (h)	product	yield (%) ^b
1	H (2a)	rt	12	3aa	92
2	Me (2b)	40	20	3ab	96
3	Et (2c)	40	20	3ac	92
4	<i>i</i> -Pr (2d)	40	20	3ad ^c	95
5	<i>t</i> -Bu (2e)	40	24	3ae	98
6	Ph (2f)	rt	24	3af	87
7	2-MeC ₆ H ₄ (2g)	rt	20	3ag	95
8	2-FC ₆ H ₄ (2h)	rt	20	3ah	91
9	4-FC ₆ H ₄ (2i)	rt	15	3ai	99
10	4-ClC ₆ H ₄ (2j)	rt	36	3aj	88
11	4-BrC ₆ H ₄ (2k)	rt	36	3ak	81
12	vinyl (2l)	rt	36	3al	45
13	styryl (2m)	rt	60	3am	30

^a 1.2 equiv of allenolate was used. ^b Isolated yield. ^c The structure of this compound was verified through single-crystal X-ray analysis.

electron-withdrawing groups on the benzene ring provided somewhat higher yields of the cyclization products than did those bearing electron-donating groups (cf. entries 2–4 and 5–11). The reactions employing azomethine imines containing *ortho*-substituted benzene rings required elevated temperatures and longer times and furnished the tetrahydropyrazolopyrazolones in modest yields (entries 12–14). The azomethine imines bearing 2-naphthyl, 4-pyridyl, and 2-furyl groups, also underwent smooth cyclizations with **2a**, readily affording the corresponding pyrazolidinone derivatives in excellent yields (entries 15–17). We were delighted to find that even alkylamines could be employed in [3 + 2] annulations with the allenolate **2a**, albeit in moderate yields (entries 18–20).

Next, we investigated the reactions of a range of distinctly substituted allenolates **2** with the azomethine imine **1a** in the presence of 20 mol % of PMe₃ (Table 4). For the sterically more demanding allenolates **2b**–**2m**, we employed the more-reactive PMe₃ as the catalyst. On the basis of the proposed reaction mechanism (vide infra), we did not anticipate the substituent at the β'-carbon atom of the allenolate **2** to exert much influence on the course of the reaction. A variety of β'-alkyl- and β'-aryl-substituted allenolates underwent the cycloaddition at reasonable rates, providing the corresponding tetrahydropyrazolopyrazolones **3** in excellent yields (entries 1–11). In general, alkyl-substituted allenolates required a slightly elevated temperature (40 °C) for the reaction to proceed at a reasonable rate (entries 2–5). Allenolates featuring phenyl groups with either electron-withdrawing or -donating substituents worked very well as substrates at room temperature (entries 6–11). In contrast, the reactions of β'-vinyl- and β'-styryl-substituted allenolates were somewhat sluggish, providing their corresponding products in moderate yields even after prolonged reaction times (entries 12 and 13).

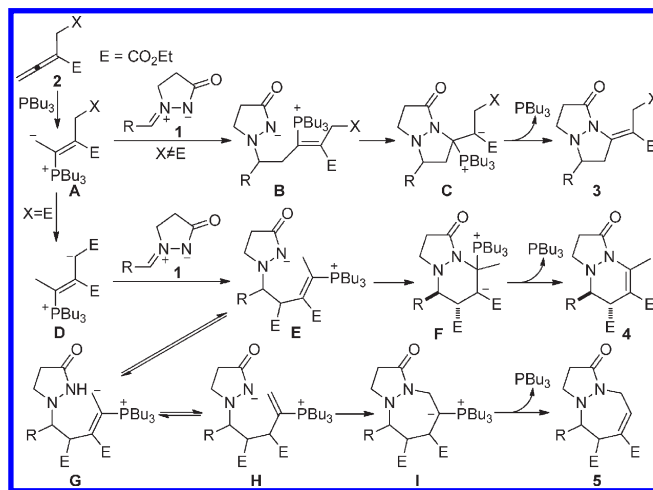
In contrast to the aforementioned cases wherein excellent selectivity was observed, the reaction involving diethyl 2-vinylidenesuccinate (**2n**) was more complicated and seemed to follow

Scheme 2. Phosphine-Catalyzed Annulations of the Azomethine Imine **1a** with the Allenolate **2n**

several competing pathways. Under conditions otherwise identical to those described above, **2n** underwent the PBu₃-mediated cycloaddition with the azomethine imine **1a** in a distinctive manner: a combination of [3 + 2], [3 + 3], and [3 + 4] reactions, affording a mixture of the tetrahydropyrazolopyrazolone **3an**, the tetrahydropyrazolopyridazinone **4**, and the tetrahydropyrazolodiazepinone **5** in 6, 23, and 63% (*trans*- and *cis*-**5**) yields, respectively (Scheme 2). Intriguingly, the use of PMe₃ as the catalyst afforded strikingly different results. The [3 + 2] product **3an** and the [3 + 3] product **4** were obtained in 40 and 42% yields, respectively, while the [4 + 3] product **5** was isolated in only 12% yield (*trans*- and *cis*-**5**). We used single-crystal X-ray analyses to unequivocally verify the structures of the annulation products **3an**, **4**, and *trans*-**5**. In an effort to force the reaction to follow one of the cycloaddition modes preferentially, we screened phosphines with various nucleophilicities under a range of reaction conditions (solvents, temperatures, other controllable factors), but we always obtained mixtures of several cycloaddition products. We also investigated the reactions of other azomethine imines with the allenolate **2n**, but, in general, they invariably produced more than two products, including those from [3 + 2], [3 + 3], and [4 + 3] cycloadditions. Although the [3 + 3] annulation mode had been observed previously for diethyl 2-vinylidenesuccinate (**2n**) in its phosphine-mediated annulation with aziridines,⁷ the [4 + 3] annulation modality had not. The distinctive behavior of the diester allenolate **2n** relative to those of the other α -alkyl-substituted allenolates (**2a–2m**) was due to the enhanced acidity of its β' -protons, thereby facilitating the conversion of the phosphonium enoate to the vinylogous ylide and its subsequent addition at the β' -carbon atom (see the mechanistic discussion below).

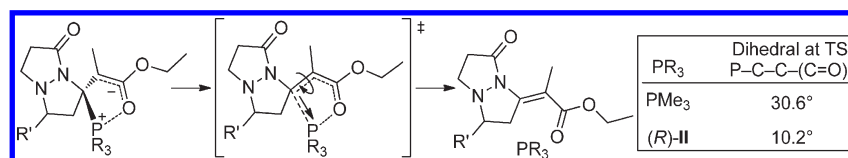
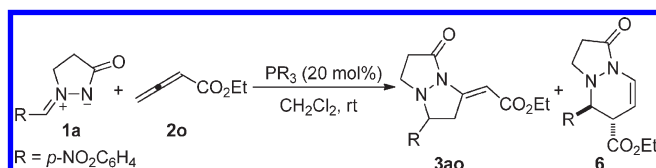
On the basis of the reported mechanistic studies of nucleophilic phosphine-catalyzed reactions,² Scheme 3 presents plausible pathways for the reactions of the azomethine imines **1** and the allenolates **2**. Upon conjugate addition of PBu₃ to the allenolate **2**, the zwitterion **A** is formed. Because of steric crowding at its α -carbon atom, the β -phosphonium enoate **A** undergoes addition at its γ -carbon atom to form the amide **B**. A second conjugate addition of the amide to the β -phosphonium enoate motif of intermediate **B** accomplishes the [3 + 2] cyclization. The thus-formed β -phosphonium enoate **C** undergoes facile β -elimination to regenerate the catalyst, forming the final tetrahydropyrazolopyrazolone product **3**. On the other hand, the carboxylic ester substituent at the β' -carbon atom of the allenolate **2n** facilitates the conversion of the phosphonium enoate **A** to the vinylogous ylide **D**,³² which then adds to the azomethine imine **1** to form the intermediate **E**. Unlike the 5-*exo* cyclization of the intermediate **B** to form **C**, the 6-*endo* cyclization of the amide **E** to form **F** is less efficient when PBu₃ is the catalyst

Scheme 3. Mechanisms for the Azomethine Imine–Allenolate [3 + 2], [3 + 3], and [4 + 3] Annulations



(23% isolated yield of the tetrahydropyrazolopyridazinone **4**); in this case, the intermediate **E** isomerizes into another amide species **H**.³³ The ylide **I** is formed from the 7-*endo* cyclization of **H**; it then expels the catalyst PBu₃ through the ylide-to-enoate conversion to furnish the tetrahydropyrazolodiazepinone **5**. When PMe₃ is employed as the catalyst, however, conjugate addition of the amide to the β -phosphonium enoates in **B** and **E** is the major reaction pathways for the allenolate **2n**, due to decreased steric congestion at the β -carbon atom.

With regard to the high *E*-selectivity for the exocyclic double bond of tetrahydropyrazolopyrazolone **3**, density functional calculations at the M06/6-31G** level of theory showed a strong interaction between the phosphorus atom and the carbonyl of the β -phosphonium enoate, most likely of electrostatic nature. This electrostatic interaction is thought to be key for the stereochemical outcome of the reaction (Scheme 4). Structurally, the phosphonium group points away from the bicycle, as a consequence of the relatively puckered heterobicycle and the pyramidalized carbon bearing the phosphonium enoate. This structural motif causes the phosphonium group to depart away from the bicyclic structure, thus favoring rotation of the carbonyl also away from the rest of the molecule. Therefore, it is anticipated that the magnitude of the electrostatic interaction should have an impact on the stereochemistry of the reaction. This lower perceived stereoselectivity (for the *E* isomer) could be eroded with increasing phosphine bulkiness. To further analyze the dominant stereodirecting effects in the elimination reaction, we performed relaxed coordinate scans for the phosphine-carbon

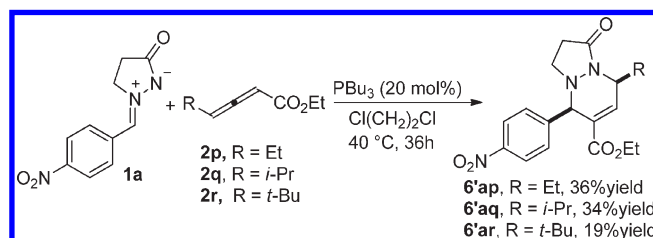
Scheme 4. Computational Study of the Stereochemical Preference of PMe_3 and (*R*)-IITable 5. Phosphine-Catalyzed Annulations of the Azomethine Imine **1a** with Ethyl 2,3-Butadienoate (**2o**)^a

entry	PR ₃	time (h)	3ao ^b yield (%) ^c	6 ^b yield (%) ^c
1 ^d	—	48	0	0
2	PPh_3	24	8	19
3	EtPPh_2	24	27	5
4	MePPh_2	24	53	2
5	Me_2PPh	24	69	15
6	PBU_3	24	45	36
7	PMe_3	12	62	3
8	HMPT	24	15	22

^a 1.2 equiv of allenolate was used. ^b The structure of this compound was verified through single-crystal X-ray analysis. ^c Isolated yield. ^d Without phosphine catalyst.

elongation with PMe_3 and (*R*)-II. Our calculations show that it is a combination of factors that lead to the low stereoselectivity when (*R*)-II is used. The bulkiness provided by the cyclohexyl group, the axial chirality, and the high torque of the benzyl groups in (*R*)-II, all impose a rigid chiral pocket that changes the orientation of the departure of the leaving phosphine group. In addition, we believe that the bulkier (*R*)-II may not allow for a P–O(=C) interaction as strong as that with less bulky phosphines, as a consequence of the slightly longer interatomic distance and overall structural rigidity. Both, the weaker electrostatic interaction, and the different departing orientation do not favor the rotation of the enoate in any direction, leading to low stereoselectivities. This can be observed by the differences in the dihedral angle of the enoate group at the transition state for elimination (Scheme 4). The elimination transition state for PMe_3 as phosphine is a much later transition state, where the dihedral angle is $\sim 30^\circ$, while for (*R*)-II, it is an early transition state with an enoate dihedral angle of $\sim 10^\circ$.

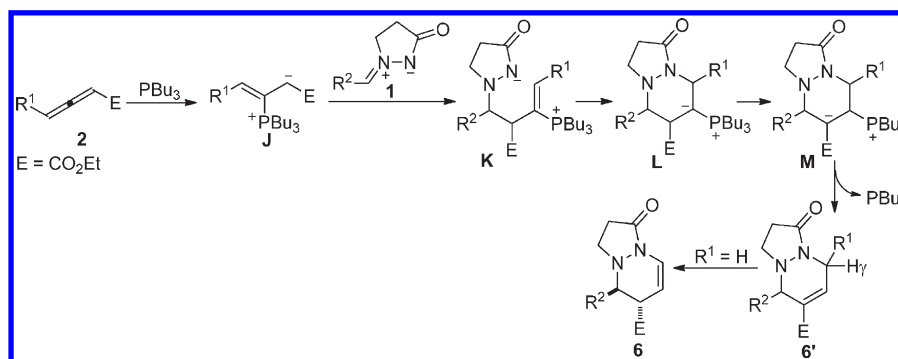
Encouraged by the successful incorporation of the azomethine ylides **1** as annulation reaction partners in the phosphine catalysis of α -substituted allenolates, we launched an investigation into the reaction of ethyl 2,3-butadienoate (**2o**) with the azomethine imine **1a**. Our anticipation was that the allenolate **2o** would serve as a two- or three-carbon component for [3 + 2] or [3 + 3] annulation, respectively, with the azomethine ylides **1**. In the event, treatment of the allenolate **2o** with the azomethine imine **1a** in DCM at room temperature for 24 h under the influence of 20 mol % of PBU_3 afforded the tetrahydropyrazolopyrazolone

Scheme 5. PBU_3 -Catalyzed [3 + 3] Annulations of the Azomethine Imine **1a** with γ -Substituted Allenolates

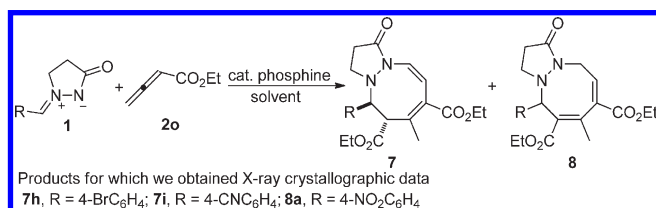
3ao and the tetrahydropyrazolopyridazinone **6** in 45 and 36% yields, respectively, along with an unknown product (Table 5, entry 6). We used X-ray crystallography to establish the structures of the [3 + 2] adduct **3ao** and the [3 + 3] adduct **6**. Although the reaction provided a mixture of products, each compound exhibited exquisite stereoselectivity; **3ao** was obtained exclusively in the *E* isomeric form and **6** as a single trans diastereoisomer. The annulations producing the adducts **3ao** and **6** were apparently initiated by the additions at the γ - and α -carbon atoms, respectively, of the allenolate **2o** (see Scheme 3 and the mechanistic rationale below). In an attempt to improve the yield and chemoselectivity, we tested the effects of other phosphines (Table 5). Using PPh_3 instead of PBU_3 as the catalyst caused the reaction to proceed much more sluggishly, giving the cyclized products in poor yields, with the [3 + 3] adduct **6** as the major product (entry 2). When we used the more-nucleophilic phosphines EtPPh_2 , MePPh_2 , and Me_2PPh as catalysts, we obtained the [3 + 2] cycloaddition product **3ao** as the major product with improved yields (27, 53, and 69%, respectively) and relatively smaller amounts (5, 2, and 15%, respectively) of the [3 + 3] product (entries 3–5). Trimethylphosphine performed the best in terms of its **3ao**/**6** selectivity, with a 62% yield of the tetrahydropyrazolopyrazolone **3ao** and a negligible amount (3%) of **6** (entry 7). Notably, HMPT facilitated the reaction of the azomethine ylide **1a** and the allenolate **2o**, albeit in low efficiency (entry 8). One peculiar observation was that an additional byproduct, which we isolated in less than 5% yield when using either PMe_3 or PBU_3 , was isolated in almost 10% yield when using HMPT as the catalyst (*vide infra*).

Evidently, the product **3ao** was obtained via addition at the γ -carbon atom of the allenolate **2o** while **6ao** was produced via addition at the α -carbon atom. Consequently, we anticipated that γ -substituted allenolates would provide compounds **6** exclusively. Screening of the reaction conditions and substrates revealed that γ -substituted allenolates, namely γ -methyl, ethyl, isopropyl, *tert*-butyl, and phenyl allenolates, underwent annulations with the azomethine imine **1a** under mild conditions with tolerable conversions. Nevertheless, these annulations appeared to proceed through at least two pathways, providing several spots

Scheme 6. Mechanistic Rationale for the Formation of Compounds 6 and 6'



Scheme 7. Phosphine-Catalyzed [3 + 2 + 3] Annulation of the Azomethine Imine 1 and the Allenolate 2o



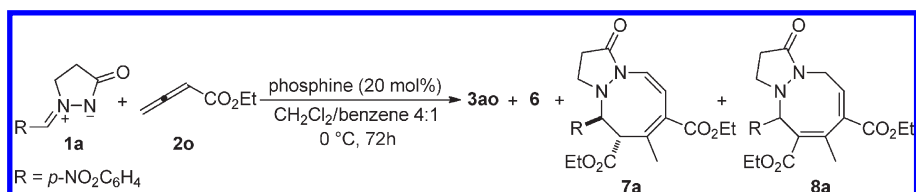
on the TLC plates. With the γ -methyl and γ -phenyl allenolates as substrates, we could not isolate the pure target products because the reaction mixtures were too messy. From the γ -ethyl, γ -isopropyl, and γ -*tert*-butyl allenolates **2p–2r**, we isolated the [3 + 3] annulation products **6'** as major products in moderate yields (Scheme 5).

Scheme 3 presents a mechanistic rationale for the [3 + 2] annulation of the azomethine imine **1a** and the allenolate **2o** to form **3ao**. The [3 + 3] annulation was initiated through the formation of the β -phosphonium enolate intermediate **J** (Scheme 6). Addition of the zwitterion **J** to the iminium unit in **1** produced the phosphonium amide **K**. The 6-*endo* cyclization of **K** furnished the ylide **L**, which eliminated the phosphine after conversion to the β -phosphonium ester **M** to yield the tetrahydropyrazolopyridazinone **6'**. When the allenolate **2o** was the substrate, however, the conjugated enolate **6'** was not isolated; presumably, it isomerized into the enolate **6** because of the more acidic nature of the γ -proton when R¹ was a hydrogen atom. This reaction marks the first example of a [3 + 3] annulation in which all three unsaturated carbon atoms of an allene are incorporated into the six-membered-ring product and suggests the future development of other [3 + 3] annulations between 1,3-dipoles and allenolates.

Next, we studied in further detail the unidentified byproduct generated from the above-mentioned reaction of ethyl 2,3-butadienoate (**2o**) and the azomethine imine **1a**. To our delight, using a combination of NMR spectroscopy and X-ray crystallography, we determined the structures of these unknown products to be an equilibrating mixture of unexpected [3 + 2 + 3] products: the 1-oxo-2,3,5,6-tetrahydro-1H-pyrazolo[1,2-*a*][1,2]-diazocine derivative **7** and the 1-oxo-2,3,5,10-tetrahydro-1H-pyrazolo[1,2-*a*][1,2]-diazocine derivative **8** (Scheme 7). In this particular reaction, a trimeric zwitterionic intermediate, formed from

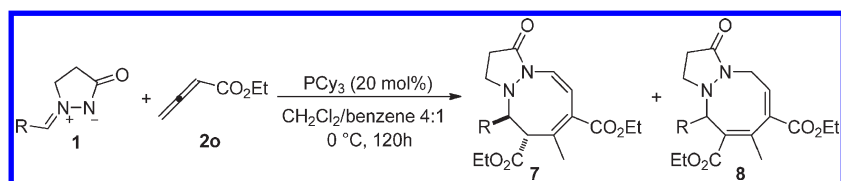
two molecules of ethyl 2,3-butadienoate (**2o**) and a phosphine, presumably acted as a 1,5-dipole³⁴ synthon to react with the azomethine imine, providing the [3 + 2 + 3] cycloaddition products. To the best of our knowledge, this reaction is the first example of this trimeric 1,5-dipole being captured in a phosphine-catalyzed intermolecular annulation of allenolates and electrophiles.^{5a,35} This intriguing finding prompted us to further investigate this new reaction modality of the allenolate **2o** under nucleophilic phosphine catalysis conditions. Although the literature is replete with examples of the incorporation of two molecules of alkenes, acetylenes, and allenes under transition-metal catalysis conditions,³⁶ these incidents are relatively rare in the realm of organocatalysis.³⁷

We varied the reaction conditions in an attempt to improve the yields of the [3 + 2 + 3] adducts. An initial survey of the reaction parameters revealed that the highest [3 + 2 + 3] product yield resulted when we conducted the reaction in DCM/benzene (4:1) at 0 °C. We employed this mixed solvent because DCM aided the dissolution of the azomethine imine and benzene favored the formation of the trimeric zwitterionic intermediate from a phosphine and two ethyl 2,3-butadienoate (**2o**) units, as observed by Lu.^{5a} Varying the solvent or increasing the reaction temperature was deleterious to the reaction selectivity—specifically, it increased the amounts of the [3 + 2] and [3 + 3] cycloaddition products. In the mixed solvent (4:1 DCM/benzene) at 0 °C, the reaction between the azomethine imine **1a** and the allenolate **2o** displayed behavior somewhat distinct from that in DCM at room temperature (cf. Tables 5 and 6). For instance, the use of PPh₃ as the catalyst at 0 °C in 4:1 DCM/benzene produced the [3 + 2] adduct as the major product (Table 6, entry 1). The trialkylphosphines PBu₃ and PMe₃ exhibited similar reaction profiles (entries 2 and 3). Dimethylphenylphosphine consistently provided the highest efficiency for the formation of the tetrahydropyrazolopyrazolone **3ao** (entry 4); the overall reaction yield increased to 99%, of which 29% corresponded to the tetrahydropyrazolodiazocine products **7a/8a**. The use of HMPT as catalyst produced even more of the [3 + 2 + 3] product, but the overall mass recovery was lower (entry 5). This observation prompted us to test the effects of tris(*sec*-alkyl)phosphines (entries 6 and 7). We found that PCy₃ was the most effective catalyst, affording the [3 + 2 + 3] adduct **7a/8a** as the major product in 65% yield after 120 h (entry 8). Triisopropylphosphine also produced the tetrahydropyrazolodiazocine **7a/8a** as the major product, but with lower efficiency. Tris(*tert*-butyl)phosphine displayed barely any reactivity at this low

Table 6. Phosphine-Catalyzed [3 + 2 + 3] Annulations of the Azomethine Imine 1a and the Allenolate 2o^a

entry	PR ₃	3ao yield (%) ^b	6 yield (%) ^b	7a/8a ^{c,d} yield (%) ^b
1	PPh ₃	29	19	<2
2	PBu ₃	26	12	4
3	PMe ₃	51	3	6
4	PMe ₂ Ph	65	5	29
5	HMPT	50	4	32
6	P(<i>i</i> -Pr) ₃	24	10	26
7	PCy ₃	5	2	61
8 ^e	PCy ₃	7	2	65 ^f

^a 2.4 equiv of allenolate was used. ^b Isolated yield. ^c The structure of this compound was verified through single-crystal X-ray analysis. ^d The **7a**:**8a** ratios were not determined, except the case in entry 8. ^e The reaction was run for 120 h. ^f The **7a**:**8a** ratio was 19:81, based on integration of signals in the ¹H NMR spectrum recorded in CDCl₃.

Table 7. Phosphine-Catalyzed [3 + 2 + 3] Cycloadditions of the Azomethine Imines 1 with the Allenolate 2o^a

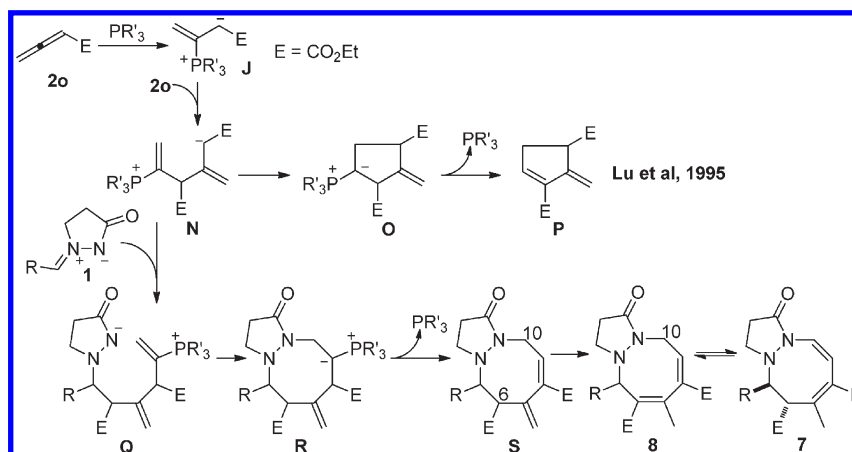
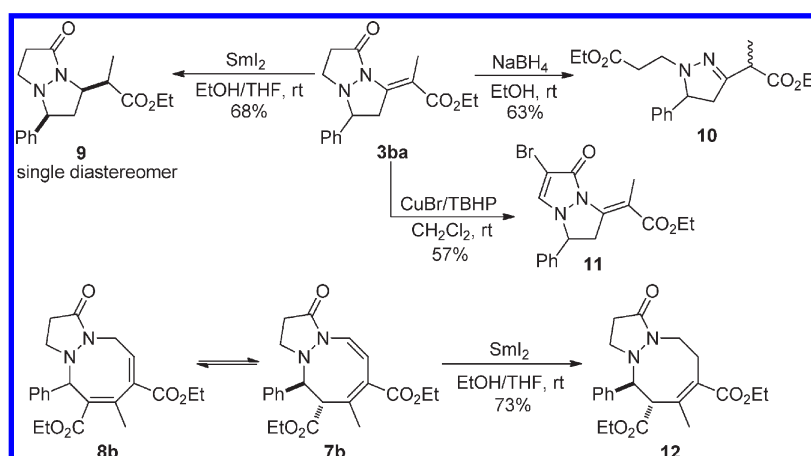
entry	R	product	yield (%) ^b	ratio of 7:8 ^c
1	Ph (1b)	7b + 8b	81	34:66
2	4-MeC ₆ H ₄ (1c)	7c + 8c	64	39:61
3	4- <i>i</i> -PrC ₆ H ₄ (1d)	7d + 8d	67	42:58
4	4-OMeC ₆ H ₄ (1e)	7e + 8e	76	44:56
5	4-FC ₆ H ₄ (1f)	7f + 8f	68	27:73
6	4-ClC ₆ H ₄ (1g)	7g + 8g	63	37:63
7	4-BrC ₆ H ₄ (1h)	7h ^d + 8h	77	29:71
8	4-CNC ₆ H ₄ (1i)	7i ^d + 8i	51	21:79
9	3-NO ₂ C ₆ H ₄ (1k)	7k + 8k	77	17:83
10	3-FC ₆ H ₄ (1v)	7v + 8v	79	25:75
11	3-ClC ₆ H ₄ (1w)	7w + 8w	82	24:76
12	3-BrC ₆ H ₄ (1x)	7x + 8x	75	22:78
13	2-BrC ₆ H ₄ (1y)	7y + 8y	92	28:72
14	2-ClC ₆ H ₄ (1z)	7z + 8z	90	24:76
15	2-FC ₆ H ₄ (1zz)	7zz + 8zz	88	25:75
16	2-NO ₂ C ₆ H ₄ (1l)	7l + 8l	73	9:91
17	2-naphthyl (1p)	7p + 8p	76	32:68

^a 2.4 equiv of allenolate was used. ^b Isolated yield. ^c Based on integration of signals in the ¹H NMR spectrum recorded in CDCl₃; the solvent had a very strong effect on the ratio. ^d The structure of this compound was verified through single-crystal X-ray analysis.

temperature, presumably because of steric hindrance; TLC revealed almost no cycloaddition products.

Under these optimized reaction conditions (in 4:1 DCM/benzene at 0 °C with 20 mol % of PCy₃), we investigated the reactions of a variety of azomethine imines **1** with the allenolate **2o** (Table 7). When the azomethine imines **1** were derived from

benzaldehydes featuring electron-donating or -withdrawing substituents at the para position, the reactions proceeded smoothly to afford the tetrahydropyrazolodiazocinones **7/8** in moderate to good yields (Table 7, entries 1–8); thus, electron-withdrawing and -donating groups at the para position provided similar reaction efficiencies. In contrast, meta and ortho substitution

Scheme 8. Mechanism for the [3 + 2 + 3] Cycloadditions of the Azomethine Imines **1** and the Allenolate **2o**Scheme 9. Reactions of the Tetrahydropyrazolopyrazolone **3ba** and the Tetrahydropyrazolodiazocinone **7b**

avored electron-withdrawing substituents (entries 9–16). In particular, ortho-halogen-substituted aryl groups produced the bicyclic products **7/8** in excellent yields (88–92%; entries 13–15). The 2-naphthaldehyde-derived azomethine imine **1m** was also a viable substrate (entry 17).

Scheme 8 provides a mechanistic proposal for this unprecedented cyclization reaction. The key event is the formation of the trimeric zwitterionic intermediate **N**, which is then captured in situ by the azomethine imine **1**. The trimeric zwitterionic intermediate **N** is generated via the conjugate addition of the β -phosphonium dienolate **J** to another molecule of the allenolate **2o**. The self-cycloaddition of the allenolate **2o** to form **P** under phosphine catalysis has been reported previously, by Lu in 1995.^{5a} Here, for the first time, we have realized the intermolecular cycloaddition of the trimeric intermediate **N** with the azomethine imine. In a scenario where the fewest zwitterionic intermediates are involved,³⁸ the intermediate **N** adds to the azomethine imine **1** to form the intermediate **Q**. The 8-*endo* cyclization of **Q** produces the ylide **R**. Well-established proton transfers and subsequent β -elimination of the phosphine leads to formation of the tetrahydropyrazolodiazocinone product **S**. It appears that the cross-conjugated exomethylene group in compound **S** isomerizes into the endocyclic double bond to give the

tetrahydropyrazolodiazocinone **8**. In turn, we isolated compound **8** as an equilibrating mixture with its tautomer **7**.

To compare the relative ground state energies of the tetrahydropyrazolodiazocinones **S** (R = phenyl), **7b**, and **8b**, we studied these three molecules computationally using density functional theory (DFT) with the M06 functional, a hybrid meta-GGA functional that can be a good choice for main-group thermochemistry.³⁹ Given the conformer-rich landscape of the tetrahydropyrazolodiazocinones, we used the M06/6-31G** level of theory to perform a conformational study, focusing on the positioning of the ring substituents and inversion of the sp^3 -hybridized nitrogen atom. We further minimized at least two of the lowest-energy conformers for each isomer (**S**, **7b**, **8b**) using finer grids and calculated the analytic Hessian for each minimum. Electronic energies were calculated using the M06 functional and the correlation-consistent polarized triple- ζ basis set cc-pVTZ++⁴⁰ as implemented in Jaguar 7.6.110.⁴¹ For **S**, **7b**, and **8b**, the computed relative ground state free energies (ΔG ; including zero-point, solvation for DCM, and thermodynamic corrections to the free energy at 298 K) at the M06/cc-pVTZ++ level were 4.1, 0.8, and 0.0 kcal/mol, respectively; thus, isomerization of the intermediate **S** to the product **8b** is thermodynamically favored, and compounds **8b** and **7b** would

be in equilibrium at ambient temperature, as observed experimentally (Table 7, entry 1).

In determining the structures of the $[3 + 2 + 3]$ annulation products, all of our ^1H and ^{13}C NMR spectra, recorded in CDCl_3 at room temperature, indicated that the products existed as mixtures of the tautomers **7** and **8** in solution, with **8** as the major isomer. To further study the interconversion of compound **7** and its tautomer **8** in solution, we recorded ^1H NMR spectra of the **7a/8a** and **7h/8h** pairs in various deuterated solvents and at various temperatures—making some interesting observations. For the **7a/8a** pair, **8a** was the major isomer in either CDCl_3 or CD_2Cl_2 at room temperature; the ratio of **7a** to **8a** was approximately 1:4. Even in CD_2Cl_2 at $-80\text{ }^\circ\text{C}$, the ratio of **7a** to **8a** remained unchanged, although the two signals of the aromatic protons broadened as the temperature increased.⁴² Relative to the behavior of the **7a/8a** pair, the **7h/8h** equilibrium was very sensitive to the solvent and temperature. In CDCl_3 at room temperature, **8h** was the major isomer, and the ratio of **8h** to **7h** was 71:29. In contrast, in CD_2Cl_2 at room temperature, **7h** existed as the sole isomer. When we decreased the temperature from room temperature to $-20\text{ }^\circ\text{C}$, the two signals of the aromatic protons each resolved from one broad peak to two distinct sharp peaks. More interestingly, in CDCl_3 at 0 or $-20\text{ }^\circ\text{C}$, the mixture of the two tautomers **7h** and **8h** completely converged into **7h**.⁴² These observations are consistent with the crystal growth behavior. When we left the **7h/8h** compound pair in DCM/MeOH, we isolated single crystals of **7h** exclusively. From the mixture of compounds **7a** and **8a**, we grew single crystals of the single tautomer **8a** from DCM/hexane or DCM/MeOH.

The fused pyrazolidinone heterocycles, arising from the phosphine-catalyzed annulations of azomethine imines with allenates, can be transformed into other useful compounds. For example, SmI_2 selectively reduced the exocyclic double bond to provide pyrazolopyrazolone **9** as a single diastereoisomer^{43,44} while treatment with NaBH_4 in EtOH furnished the ring-opened product **10** as a mixture of diastereoisomers (Scheme 9). The dihydropyrazolopyrazolone **11**, obtained through the CuBr/TBHP oxidation,⁴⁵ should be a useful precursor for further functionalization through cross-coupling reactions. Treatment of the tetrahydrodiazocine **7b/8b** with SmI_2 reduced the enamine double bond selectively to provide the dihydrodiazocine **12** in 73% isolated yield.^{43,44}

CONCLUSION

We have investigated the phosphine-catalyzed $[3 + 2]$, $[3 + 3]$, $[4 + 3]$, and $[3 + 2 + 3]$ annulations of azomethine imines with allenates. These cyclization reactions are operationally simple and proceed smoothly under very mild reaction conditions, providing a broad range of fused pyrazolidinone heterocycles in moderate to excellent yields. The positive characteristics of this protocol—including the production of a diverse range of dinitrogen-fused bicycles and the ready preparation of azomethine imine substrates—suggest that these reactions might have extensive applicability in organic synthesis. Notably, we captured a trimeric zwitterionic intermediate, formed from two molecules of ethyl 2,3-butadienoate and a molecule of a phosphine, that acted as a 1,5-dipole in the cycloaddition reaction, leading to $[3 + 2 + 3]$ adducts. The incorporation of two molecules of allenates into cycloaddition products is a new application for this versatile class of molecules under phosphine

catalysis conditions. In addition, we investigated spectroscopically and computationally the unique tautomerization behavior of the tetrahydropyrazolodiazocinone products. Studies to address the further applications of azomethine imines in nucleophilic phosphine catalysis and the development of asymmetric variants of these annulations, as well as their use in the synthesis of biologically relevant molecules, are ongoing in our laboratories.

ASSOCIATED CONTENT

S Supporting Information. Detailed experimental procedures and characterization data for all new compounds. Crystallographic data of compounds **3ad**, **3an**, **3ao**, **4**, *trans*-**5**, **6**, **7h**, **7i**, and **8a**. This material is available free of charge via the Internet at <http://pubs.acs.org>.

AUTHOR INFORMATION

Corresponding Author

hchguo@gmail.com; ohyun@chem.ucla.edu

ACKNOWLEDGMENT

This study was supported by the National Natural Science Foundation of China (H.G.), the startup research funding from China Agricultural University (H.G.), Chinese Universities Scientific Fund (Project Nos. 2011JS029 and 2011JS031) (H.G.), the National Scientific and Technology Supporting Program of China (2011BAE06B05-5) (H.G.), Nutriechem Company (H.G.), and the U.S. National Institutes of Health (NIH; O.K.: R01GM-071779 and P41GM081282). Computational facilities were funded by grants from ARO-DURIP and ONR-DURIP.

REFERENCES

- (1) (a) Gothelf, K. V. In *Cycloaddition Reactions in Organic Synthesis*; Kobayashi, S.; Jørgensen, K. A., Eds.; Wiley-VCH: Weinheim, Germany, 2002; pp 211–245. (b) Padwa, A.; Pearson, W. H., Eds. *Synthetic Applications of 1,3-Dipolar Cycloaddition Chemistry—Toward Heterocycles and Natural Products*; John Wiley and Sons: Hoboken, NJ, 2003. (c) Hashimoto, T.; Maruoka, K. In *Handbook of Cyclization Reactions*; Ma, S., Ed.; Wiley-VCH: Weinheim, Germany, 2009; Chapter 3, pp 87–168.
- (2) For reviews on phosphine-promoted cycloadditions, see: (a) Lu, X.; Zhang, C.; Xu, Z. *Acc. Chem. Res.* **2001**, *34*, 535–544. (b) Valentine, D. H.; Hillhouse, J. H. *Synthesis* **2003**, 317–334. (c) Methot, J. L.; Roush, W. R. *Adv. Synth. Catal.* **2004**, *346*, 1035–1050. (d) Lu, X.; Du, Y.; Lu, C. *Pure Appl. Chem.* **2005**, *77*, 1985–1990. (e) Nair, V.; Menon, R. S.; Sreekanth, A. R.; Abhilash, N.; Biju, A. T. *Acc. Chem. Res.* **2006**, *39*, 520–530. (f) Ye, L.-W.; Zhou, J.; Tang, Y. *Chem. Soc. Rev.* **2008**, *37*, 1140–1152. (g) Denmark, S. E.; Beutner, G. L. *Angew. Chem., Int. Ed.* **2008**, *47*, 1560–1638. (h) Kwong, C. K.-W.; Fu, M. Y.; Lam, C. S.-L.; Toy, P. H. *Synthesis* **2008**, 2307–2317. (i) Aroyan, C. E.; Dermenci, A.; Miller, S. J. *Tetrahedron* **2009**, *65*, 4069–4084. (j) Cowen, B. J.; Miller, S. J. *Chem. Soc. Rev.* **2009**, *38*, 3102–3116. (k) Marinetti, A.; Voituriez, A. *Synlett* **2010**, 174–194. (l) Kolesinska, B. *Cent. Eur. J. Chem.* **2010**, *11*, 1147–1171.
- (3) Xu, S.; Zhou, L.; Ma, R.; Song, H.; He, Z. *Org. Lett.* **2010**, *12*, 544–547.
- (4) (a) Meng, X.; Huang, Y.; Chen, R. *Org. Lett.* **2009**, *11*, 137–140. (b) Zhang, Q.; Yang, L.; Tong, X. *J. Am. Chem. Soc.* **2010**, *132*, 2550–2551.
- (5) For examples of $[3 + 2]$ cycloadditions, see: (a) Zhang, C.; Lu, X. *J. Org. Chem.* **1995**, *60*, 2906–2908. (b) Xu, Z.; Lu, X. *Tetrahedron Lett.* **1997**, *38*, 3461–3464. (c) Zhu, G.; Chen, Z.; Jiang, Q.; Xiao, D.; Cao, P.;

- Zhang, X. *J. Am. Chem. Soc.* **1997**, *119*, 3836–3837. (d) Pyne, S. G.; Schafer, K.; Skelton, B. W.; White, A. H. *Chem. Commun.* **1997**, 67, 2267–2268. (e) Wang, J.-C.; Ng, S.-S.; Krische, M. J. *J. Am. Chem. Soc.* **2003**, *125*, 3682–3683. (f) Zhu, X.-F.; Henry, C. E.; Kwon, O. *Tetrahedron* **2005**, *61*, 6276. (g) Wilson, J. E.; Fu, G. C. *Angew. Chem., Int. Ed.* **2006**, *45*, 1426–1429. (h) Cowen, B. J.; Miller, S. J. *J. Am. Chem. Soc.* **2007**, *129*, 10988–10989. (i) Xia, Y.; Liang, Y.; Chen, Y.; Wang, M.; Jiao, L.; Huang, F.; Liu, S.; Li, Y.; Yu, Z.-X. *J. Am. Chem. Soc.* **2007**, *129*, 3470–3471. (j) Mercier, E.; Fonovic, B.; Henry, C.; Kwon, O.; Dudding, T. *Tetrahedron Lett.* **2007**, *48*, 3617–3620. (k) Henry, C. E.; Kwon, O. *Org. Lett.* **2007**, *9*, 3069–3072. (l) Fang, Y.-Q.; Jacobsen, E. N. *J. Am. Chem. Soc.* **2008**, *130*, 5660–5661. (m) Voituriez, A.; Panossian, A.; Fleury-Bregeot, N.; Retailleau, P.; Marinetti, A. *J. Am. Chem. Soc.* **2008**, *130*, 14030–14031.
- (6) Zhu, X.; Henry, C. E.; Wang, J.; Dudding, T.; Kwon, O. *Org. Lett.* **2005**, *7*, 1387–1390.
- (7) For an example of a [3 + 3] cycloaddition, see: Guo, H.; Xu, Q.; Kwon, O. *J. Am. Chem. Soc.* **2009**, *131*, 6318–6319.
- (8) For examples of [4 + 2] cycloadditions of α -alkyl allenates, see: (a) Zhu, X.-F.; Lan, J.; Kwon, O. *J. Am. Chem. Soc.* **2003**, *125*, 4716–4717. (b) Wurz, R. P.; Fu, G. C. *J. Am. Chem. Soc.* **2005**, *127*, 12234–12235. (c) Tran, Y. S.; Kwon, O. *Org. Lett.* **2005**, *7*, 4289–4291. (d) Tran, Y. S.; Kwon, O. *J. Am. Chem. Soc.* **2007**, *129*, 12632–12633. (e) Castellano, S.; Fijl, H. D. G.; Kinderman, S. S.; Watanabe, M.; de Leon, P.; Tamanoi, F.; Kwon, O. *J. Am. Chem. Soc.* **2007**, *129*, 5843–5845. For [4 + 2] reactions of simple allenates, see: (f) Zhu, X.-F.; Schaffner, A.-P.; Li, R. C.; Kwon, O. *Org. Lett.* **2005**, *7*, 2977–2980. For examples of a [4 + 2] reaction in which the allenate acts as a two-atom contributor, see: (g) Ishar, M. P. S.; Kumar, K.; Kaur, S.; Kumar, S.; Girdhar, N. K.; Sachar, S.; Marwaha, A.; Kapoor, A. *Org. Lett.* **2001**, *3*, 2133–2136. (h) Meng, X.; Huang, Y.; Zhao, H.; Xie, P.; Ma, J.; Chen, R. *Org. Lett.* **2009**, *11*, 991–994.
- (9) For an example of a [4 + 3] cycloaddition, see: Kumar, K.; Kapoor, R.; Kapur, A.; Ishar, M. P. S. *Org. Lett.* **2000**, *2*, 2023–2025.
- (10) Kumar, K.; Kapur, A.; Ishar, M. P. S. *Org. Lett.* **2000**, *2*, 787–789.
- (11) For other selected examples of phosphine-catalyzed annulations, see: (a) Trost, B. M.; Li, C.-J. *J. Am. Chem. Soc.* **1994**, *116*, 10819–10820. (b) Lu, C.; Lu, X. *Org. Lett.* **2002**, *4*, 4677–4679. (c) Liu, B.; Davis, R.; Joshi, B.; Reynolds, D. W. J. *Org. Chem.* **2002**, *67*, 4595–4598. (d) Kuroda, H.; Tomita, I.; Endo, T. *Org. Lett.* **2003**, *5*, 129–131. (e) Du, Y.; Lu, X.; Zhang, C. *Angew. Chem., Int. Ed.* **2003**, *42*, 1035–1037. (f) Jung, C.-K.; Wang, J.-C.; Krische, M. J. *J. Am. Chem. Soc.* **2004**, *126*, 4118–4119. (g) Thalji, R. K.; Roush, W. R. *J. Am. Chem. Soc.* **2005**, *127*, 16778–16779. (h) Kamijo, S.; Kanazawa, C.; Yamamoto, Y. *Tetrahedron Lett.* **2005**, *46*, 2563–2566. (i) Zhao, G.-L.; Shi, M. *Org. Biomol. Chem.* **2005**, *3*, 3686–3694. (j) Silva, F.; Sawaki, M.; Gouverneur, V. *Org. Lett.* **2006**, *8*, 5417–5419. (k) Virieux, D.; Guillouze, A.-F.; Cristau, H.-J. *Tetrahedron* **2006**, *62*, 3710–3720. (l) Gabillet, S.; Lecercle, D.; Loreau, O.; Carboni, M.; Dézard, S.; Gomis, J.-M.; Taran, F. *Org. Lett.* **2007**, *9*, 3925–3927. (m) Nair, V.; Mathew, S. C.; Biju, A. T.; Suresh, E. *Angew. Chem., Int. Ed.* **2007**, *46*, 2070–2073. (n) Ye, L.-W.; Sun, X.-L.; Wang, Q.-G.; Tang, Y. *Angew. Chem., Int. Ed.* **2007**, *46*, 5951–5954. (o) Sriramurthy, V.; Barcan, G. A.; Kwon, O. *J. Am. Chem. Soc.* **2007**, *129*, 12928–12929. (p) Creech, G. S.; Zhu, X.-F.; Fonovic, B.; Dudding, T.; Kwon, O. *Tetrahedron* **2008**, *64*, 6935–6942.
- (12) For early works on azomethine imines, see: (a) Godfredsen, W. O.; Vangedal, S. *Acta Chem. Scand.* **1955**, *9*, 1498–1509. (b) Huisgen, R.; Grashey, R.; Laur, P.; Leitermann, H. *Angew. Chem.* **1960**, *72*, 416–417.
- (13) For early reports demonstrating that azomethine imines **1** are stable and easily handled compounds, see: (a) Dorn, H.; Otto, A. *Chem. Ber.* **1968**, *101*, 3287–3301. (b) Dorn, H.; Otto, A. *Angew. Chem., Int. Ed. Engl.* **1968**, *7*, 214–215.
- (14) For recent examples of the cycloadditions of azomethine imines, see: (a) Shintani, R.; Fu, G. C. *J. Am. Chem. Soc.* **2003**, *125*, 10778–10779. (b) Suárez, A.; Downey, C. W.; Fu, G. C. *J. Am. Chem. Soc.* **2005**, *127*, 11244–11245. (c) Shintani, R.; Hayashi, T. *J. Am. Chem. Soc.* **2006**, *128*, 6330–6331. (d) Chen, W.; Yuan, X.-H.; Li, R.; Du, W.; Wu, Y.; Ding, L.-S.; Chen, Y.-C. *Adv. Synth. Catal.* **2006**, *348*, 1818–1822. (e) Chan, A.; Scheidt, K. A. *J. Am. Chem. Soc.* **2007**, *129*, 5334–5335. (f) Suga, H.; Funyu, A.; Kakehi, A. *Org. Lett.* **2007**, *9*, 97–100. (g) Shintani, R.; Murakami, M.; Hayashi, T. *J. Am. Chem. Soc.* **2007**, *129*, 12356–12357. (h) Chen, W.; Du, W.; Duan, Y.-Z.; Wu, Y.; Yang, S.-Y.; Chen, Y.-C. *Angew. Chem., Int. Ed.* **2007**, *46*, 7667–7670. (i) Sibi, M. P.; Rane, D.; Stanley, L. M.; Soeta, T. *Org. Lett.* **2008**, *10*, 2971–2974. (j) Shapiro, N. D.; Shi, Y.; Toste, F. D. *J. Am. Chem. Soc.* **2009**, *131*, 11654–11655. (k) Keller, M.; Sido, A. S. S.; Pale, P.; Sommer, J. *Chem.—Eur. J.* **2009**, *15*, 2810–2817. (l) Perreault, C.; Goudreau, S. R.; Zimmer, L. E.; Charette, A. B. *Org. Lett.* **2008**, *10*, 689–692. (m) Hashimoto, T.; Maeda, Y.; Omote, M.; Nakatsu, H.; Maruoka, K. *J. Am. Chem. Soc.* **2010**, *132*, 4076–4077.
- (15) (a) Elguero, J. In *Pyrazoles: Comprehensive Heterocyclic Chemistry II*; Katritzky, A. R., Rees, C. W., Scriven, E. F. V., Eds.; Elsevier: Oxford, 1996; Vol 3, pp 1–75 and references cited therein. (b) Varvounis, G.; Fiamegos, Y.; Pilidis, G. *Adv. Heterocycl. Chem.* **2001**, *80*, 75–165. (c) Eicher, T.; Hauptmann, S. *The Chemistry of Heterocycles*, 2nd ed.; Wiley-VCH: Weinheim, 2003.
- (16) For reviews, see: (a) Marchand-Brynaert, J.; Ghosez, L. In *Recent Progress in the Chemical Synthesis of Antibiotics*; Lukacs, G., Ohno, M., Eds.; Springer: Berlin, 1990. (b) Hanessian, S.; McNaughton-Smith, G.; Lombart, H.-G.; Lubell, W. D. *Tetrahedron* **1997**, *53*, 12789–12854. (c) Konaklieva, M. I.; Plotkin, B. J. *Curr. Med. Chem. Anti-Infect. Agents* **2003**, *2*, 287–302. For related research, see: (d) Jungheim, L. N.; Sigmund, S. K.; Holmes, R. E.; Barnett, C. J.; Ternansky, R. J. *Eur. Pat. Appl. EP 202046* [*Chem. Abstr.* **1986**, *106*, 119880]. (e) Ternansky, R. J.; Draheim, S. E. In *Recent Advances in the Chemistry of β -Lactam Antibiotics*; Bentley, P. H., Southgate, R. H., Eds.; Royal Society of Chemistry: London, 1989; pp 139–156. (f) Ternansky, R. J.; Holmes, R. A. *Drugs Future* **1990**, *15*, 149–157. (g) Cusan, C.; Spalluto, G.; Prato, M.; Adams, M.; Bodensieck, A.; Bauer, R.; Tubaro, A.; Bernardi, P.; Da Ros, T. *Farmacol.* **2005**, *60*, 327–332.
- (17) Kucurov, C.; Battioni, J. P.; Thang, D. C.; Nam, N. H.; Mansuy, D. *Biochemistry* **1991**, *30*, 8964–8970.
- (18) Kawai, K.; Shiojiri, H.; Hasegawa, J.; Nozaki, M.; Tsurumi, K.; Nozawa, Y.; Fujimura, H. *Prostaglandins Cardiovasc. Dis., [Int. Symp.]* **1986**, *61*–67.
- (19) White, H. L.; Howard, J. L.; Cooper, B. R.; Soroko, F. E.; McDermid, J. D.; Ingold, K. J.; Maxwell, R. A. *J. Neurochem.* **1982**, *39*, 271–273.
- (20) (a) Fischer, R.; Bretschneider, T.; Gesing, E. R. F.; Feucht, D.; Kuck, K.-H.; Loesel, P.; Malsam, O.; Arnold, C.; Auler, T.; Hills, M. J.; Kehne, H. PCT Int. Appl. WO 2005016873 [*Chem. Abstr.* **2005**, *142*, 261530]. (b) Kosower, E. M.; Radkowsky, A. E.; Fairlamb, A. H.; Croft, S. L.; Nea, R. A. *Eur. J. Med. Chem.* **1995**, *30*, 659–671.
- (21) Hatayama, S.; Hayashi, K.; Honma, M.; Takahashi, I. *Jpn. Kokai Tokkyo Koho, JP 2002220338* [*Chem. Abstr.* **2002**, *137*, 150215].
- (22) Bhandari, A.; Boros, E. E.; Cowan, D. J.; Handlon, A. L.; Hyman, C. E.; Oplinger, J. A.; Rabinowitz, M. H.; Turnbull, P. S. PCT Int. Appl. WO 2003076440 [*Chem. Abstr.* **2003**, *139*, 261291].
- (23) Kosower, E. M.; Hershkovitz, E. *Isr. Patent, ISXXAQ IL 94658* [*Chem. Abstr.* **1994**, *122*, 214077].
- (24) (a) Maetzke, T.; Stoller, A.; Wendeborn, S.; Szczepanski, H. PCT Int. Appl. WO 2001017972 [*Chem. Abstr.* **2001**, *134*, 237482]. (b) Krueger, B.-W.; Fischer, R.; Bertram, H.-J.; Bretschneider, T.; Boehm, S.; Krebs, A.; Schenke, T.; Santel, H.-J.; Lursen, K.; Schmidt, R. R.; Erdelen, C.; Wachendorff-Neumann, U.; Stendel, W. U.S. Patent 5,358,924 [*Chem. Abstr.* **1994**, *122*, 25904]. (c) Kunz, W.; Nebel, K.; Wenger, J. PCT Int. Appl. WO 9952892 [*Chem. Abstr.* **1999**, *131*, 359759].
- (25) Kamata, M.; Yamashita, T. *Jpn. Kokai Tokkyo Koho, JP 2009196966* [*Chem. Abstr.* **2009**, *151*, 337200].
- (26) (a) Burk, M. J.; Feaster, J. E. *J. Am. Chem. Soc.* **1992**, *114*, 6266–6267. (b) Burk, M. J.; Martinez, J. P.; Feaster, J. E.; Cosford, N. *Tetrahedron* **1994**, *50*, 4399–4428.
- (27) (a) Kobayashi, S.; Shimizu, H.; Yamashita, Y.; Ishitani, H. Kobayashi, J. *J. Am. Chem. Soc.* **2002**, *124*, 13678–13679. (b) Shirakawa, S.;

- Lombardi, P. J.; Leighton, J. L. *J. Am. Chem. Soc.* **2005**, *127*, 9974–9975.
- (c) Yamashita, Y.; Kobayashi, S. *J. Am. Chem. Soc.* **2004**, *126*, 11279–11282.
- (28) (a) Tashiro, T. *Nippon Kagaku Kaishi* **1988**, 684–690.
- (b) Shurig, J. E.; Brandner, W. T.; Huflutalen, J. B.; Doyle, G. J.; Gylys, J. A. In *Cisplatin*; Academic Press: New York, 1980, p 227. (c) Armarego, W. L. F.; Kobayashi, T. *J. Chem. Soc. C* **1970**, 1597–1600.
- (29) For a review of the pyrazolidinones, see: Claramunt, R. M.; Elguero, J. *Org. Prep. Proced. Int.* **1991**, *23*, 273–320.
- (30) For a review of direct [3 + 2] cycloaddition of allenes with a variety of 1,3-dipoles in the absence of catalyst, see: Pinho e Melo, T. M. V. D. *Curr. Org. Chem.* **2009**, *13*, 1406–1431.
- (31) A survey of reaction solvents revealed that haloalkanes (DCM, CHCl₃, 1,2-dichloroethane) were superior to other common organic solvents. See the Supporting Information for a full list of solvents for which we measured the reaction yields.
- (32) Khong, S. N.; Tran, Y. S.; Kwon, O. *Tetrahedron* **2010**, *66*, 4760–4768.
- (33) Baldwin, J. E. *J. Chem. Soc., Chem. Commun.* **1976**, 734–736.
- (34) For reviews on 1,5-dipoles, see: (a) Taylor, E. C.; Turchi, I. J. *Chem. Rev.* **1979**, *79*, 181–231. (b) Grigg, R. *Chem. Soc. Rev.* **1987**, *16*, 89–121. (c) Pinho e Melo, T. M. V. D. *Eur. J. Org. Chem.* **2006**, 2873–2888.
- (35) For the self-cycloaddition of a trimeric zwitterionic intermediate, formed from two molecules of ethyl 2,3-butadienoate (**2o**) and a phosphine, acting as a 1,5-dipole, see ref 5a. For an example of Rh(I)-catalyzed [3 + 2 + 2] cyclization of methyl buta-2,3-dienoate, in which two allene units, each acting as a two-membered synthon, were incorporated into the product, see: Barluenga, J.; Vicente, R.; López, L. A.; Tomás, M. *Tetrahedron* **2010**, *66*, 6335–6339.
- (36) For some examples of the incorporation of two molecules of alkenes, acetylenes, and allenes under transition-metal catalysis conditions, see: (a) Schwiebert, K. E.; Stryker, J. M. *J. Am. Chem. Soc.* **1995**, *117*, 8275–8276. (b) Heller, B.; Sundermann, B.; Buschmann, H.; Drexler, H.-J.; You, J. S.; Holzgrabe, U.; Heller, E.; Oehme, G. *J. Org. Chem.* **2002**, *67*, 4414–4422. (c) Barluenga, J.; Barrio, P.; López, L. A.; Tomás, M.; García-Granda, S.; Alvarez-Rúa, C. *Angew. Chem., Int. Ed.* **2003**, *42*, 3008–3011. (d) Saito, S.; Masuda, M.; Komagawa, S. *J. Am. Chem. Soc.* **2004**, *126*, 10540–10541. (e) Heller, B.; Sundermann, B.; Buschmann, H.; Drexler, H.-J.; You, J. S.; Holzgrabe, U.; Heller, E.; Oehme, G. *J. Org. Chem.* **2002**, *67*, 4414–4422. (f) Hirabayashi, T.; Sakaguchi, S.; Ishii, Y. *Adv. Synth. Catal.* **2005**, *347*, 872–876. (g) Hilt, G.; Paul, A.; Harms, K. *J. Org. Chem.* **2008**, *73*, 5187–5190. (h) Yamasaki, R.; Terashima, N.; Sotome, I.; Komagawa, S.; Saito, S. *J. Org. Chem.* **2010**, *75*, 480–483.
- (37) For L-proline-catalyzed self-aldolization of propionaldehyde and acetaldehyde, see: (a) Chowdari, N. S.; Ramachary, D. B.; Córdova, A.; Barbas, C. F., III. *Tetrahedron Lett.* **2002**, *43*, 9591–9595. (b) Córdova, A.; Notz, W.; Barbas, C. F., III. *J. Org. Chem.* **2002**, *67*, 301–303.
- (38) An alternative route to the tetrahydropyrazolodiazocine **8** may be to proceed via several zwitterionic intermediates; in this case, the tetrahydropyrazolodiazocine **8** would be the immediate product from the β -elimination of phosphine from the β -phosphonium enoate intermediate **V**. See the Supporting Information for such a path.
- (39) (a) Zhao, Y.; Truhlar, D. G. *Theory Chem. Acc.* **2008**, *120*, 215–241. (b) Zhao, Y.; Truhlar, D. G. *Acc. Chem. Res.* **2008**, *41*, 157–167.
- (40) Dunning, T. H. *J. Chem. Phys.* **1989**, *90*, 1007–1023.
- (41) *Jaguar*, version 7.6; Schrödinger: New York, NY, 2009.
- (42) See the ¹H NMR spectra in the Supporting Information.
- (43) The relative stereochemistry of the ring substituents of **9** and **12** was assigned according to the NOESY-NMR experiments. See the Supporting Information for details.
- (44) Davies, S. G.; Rodriguez-Solla, H.; Tamayo, J. A.; Cowley, A. R.; Concellon, C.; Garner, A. C.; Pakes, A. L.; Smith, A. D. *Org. Biomol. Chem.* **2005**, 1435–1447.
- (45) Glazier, E. R. *J. Org. Chem.* **1962**, *27*, 4397–4399.