

Communication

A Unified Total Synthesis of Madangamines A, C and E

Takahiro Suto, Yuta Yanagita, Yoshiyuki Nagashima, Shinsaku Takikawa,
Yasuhiro Kurosu, Naoya Matsuo, Takaaki Sato, and Noritaka Chida

J. Am. Chem. Soc., **Just Accepted Manuscript** • DOI: 10.1021/jacs.7b00807 • Publication Date (Web): 11 Feb 2017

Downloaded from <http://pubs.acs.org> on February 11, 2017

Just Accepted

"Just Accepted" manuscripts have been peer-reviewed and accepted for publication. They are posted online prior to technical editing, formatting for publication and author proofing. The American Chemical Society provides "Just Accepted" as a free service to the research community to expedite the dissemination of scientific material as soon as possible after acceptance. "Just Accepted" manuscripts appear in full in PDF format accompanied by an HTML abstract. "Just Accepted" manuscripts have been fully peer reviewed, but should not be considered the official version of record. They are accessible to all readers and citable by the Digital Object Identifier (DOI®). "Just Accepted" is an optional service offered to authors. Therefore, the "Just Accepted" Web site may not include all articles that will be published in the journal. After a manuscript is technically edited and formatted, it will be removed from the "Just Accepted" Web site and published as an ASAP article. Note that technical editing may introduce minor changes to the manuscript text and/or graphics which could affect content, and all legal disclaimers and ethical guidelines that apply to the journal pertain. ACS cannot be held responsible for errors or consequences arising from the use of information contained in these "Just Accepted" manuscripts.



ACS Publications

A Unified Total Synthesis of Madangamines A, C and E

Takahiro Suto, Yuta Yanagita, Yoshiyuki Nagashima, Shinsaku Takikawa, Yasuhiro Kurosu, Naoya Matsuo, Takaaki Sato* and Noritaka Chida*

Department of Applied Chemistry, Faculty of Science and Technology, Keio University, 3-14-1, Hiyoshi, Kohoku-ku, Yokohama 223-8522, Japan

Supporting Information Placeholder

ABSTRACT: A stereodivergent strategy for the synthesis of skipped dienes is developed. The method consists of hydroboration of allenes and Migita-Kosugi-Stille coupling, which allows for access to all four possible stereoisomers of the skipped dienes. The hydroboration is especially useful for providing both *E*-allylic and *Z*-allylic alcohols from the same allene by simply changing the organoborane reagent. The strategy was successfully applied to a unified total synthesis of the madangamine alkaloids via a common ABCE-tetracyclic intermediate with a (*Z,E*)-skipped diene. The late-stage variation of the D-ring enabled the supply of synthetic madangamines A, C and E for the first time.

A skipped diene is an important functional group widely distributed in biologically active natural products such as madangamines,¹ coralpyronins² and ripostatins³ (Figure 1). The skipped dienes in these natural products exist as various types of stereoisomers derived from the two olefins. An ideal method to construct the skipped dienes must be stereodivergent, i.e., start from the same compound and give all four possible stereoisomers, as well as be highly convergent for the efficient synthesis of complex molecules.⁴ Although a number of synthetic methods have been reported, the development of approaches to provide all four possible stereoisomers of a skipped diene still remains a major challenge in synthetic organic chemistry. In this communication, we reported a practical stereodivergent strategy that provides access to skipped dienes. The method was successfully applied to a unified synthesis of the madangamine alkaloids.

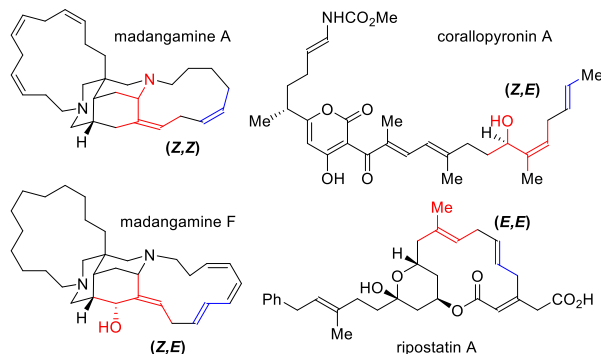
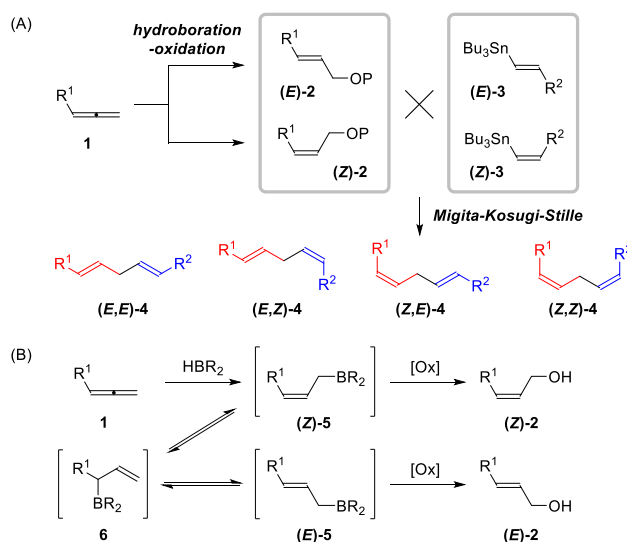


Figure 1. Representative Natural Products with Skipped Dienes.

Our stereodivergent strategy for the synthesis of skipped dienes is shown in Scheme 1A. Hydroboration of allene **1** would give al-

lylic alcohols **2**.⁵ The subsequent Migita-Kosugi-Stille coupling reaction⁶ with vinyl stannanes **3** would lead to the formation of various skipped dienes **4**. Brown and co-workers reported that hydroboration of allene **1** with 9-BBN resulted in the formation of thermodynamically stable allyl borane (*E*)-**5** (Scheme 1B).^{5c} Mechanistically, the hydroboration of **1** with 9-BBN took place from the less hindered side. The generated (*Z*)-**5** quickly underwent two allylic rearrangements via **6** under equilibrium conditions,^{5,7} leading to allyl borane (*E*)-**5**, which was subsequently used as an allylating reagent with acetone. The Roush group demonstrated that the proper choice of substituents on the boron could efficiently inhibit the isomerization of kinetically favored (*Z*)-**5**.^{5g,h,i} Based on these landmark precedents, we envisioned that, if both stereoisomers of allylic compound (*E*)-**2** and (*Z*)-**2** were accessible from the same allene **1** by simply changing the borane reagents, the overall strategy would become highly stereodivergent when associated with the Migita-Kosugi-Stille coupling.

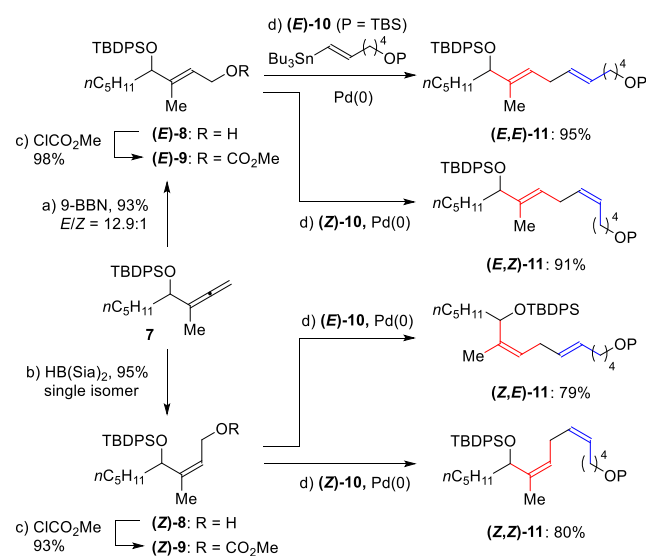
Scheme 1. (A) Stereodivergent Approach to Skipped Dienes. (B) Mechanism for Hydroboration of Allenes



To test the feasibility of our strategy, we evaluated the reaction sequence using 1,1-disubstituted allene **7** (Scheme 2). Treatment of **7** with 9-BBN at room temperature followed by oxidative work-up induced *E*-selective hydroboration to afford allylic alcohol (*E*)-**8** in 93% yield with *E/Z* = 12.9:1. Gratifyingly, we found that *Z*-selective hydroboration of allene **7** was possible when HB(Sia)₂ was employed at 0 °C, furnishing (*Z*)-**8** as a single isomer (95%). Allylic

alcohol (**E**)-**8** was transformed to carbonate (**E**)-**9**, which underwent the Migita-Kosugi-Stille coupling with both vinyl stannanes (**E**)-**10** and (**Z**)-**10**, providing skipped dienes (**E,E**)-**11** and (**E,Z**)-**11**, respectively. The geometry of the allylic carbonate was preserved in this palladium-catalyzed coupling reaction. Allylic alcohol (**Z**)-**8** was also converted to skipped dienes (**Z,E**)-**11** and (**Z,Z**)-**11** through the same sequence. It is noteworthy that most of the skipped dienes seen in biologically active natural products contain a trisubstituted olefin, for which controlling the stereoselectivity is highly challenging (Figure 1). However, our stereodivergent method was applicable to syntheses of all four stereoisomers of skipped diene **11** with high levels of stereoselectivities. Indeed, the geometry of (**Z,E**)-**11** corresponds to that of corallopyronin A.

Scheme 2. Stereodivergent Syntheses of Four Skipped Dienes **11** from 1,1-Disubstituted Allene **7**



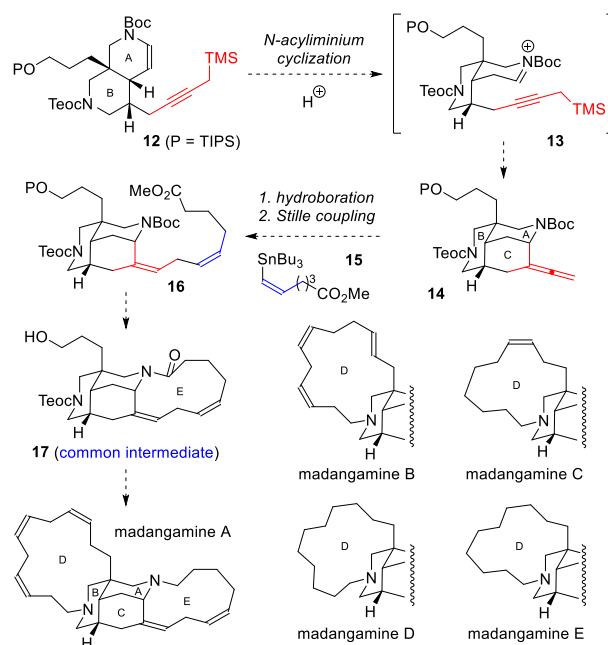
Reagents and conditions: a) 9-BBN, THF, rt; H₂O₂, NaOH aq; b) HB(Sia)₂, THF, 0 °C; H₂O₂, NaOH aq; c) ClCO₂Me, py, CH₂Cl₂, 0 °C; d) **10**, cat. Pd₂(dba)₃·CHCl₃, LiCl, DMF, rt.

Having a promising strategy to construct skipped dienes in hand, we took an interest in a unified total synthesis of the madangamine alkaloids (Scheme 3). The first isolation of the madangamine alkaloids was documented by Andersen and co-workers in 1994.^{1a} They isolated madangamines A-E from the sponge *Xestospongia ingens* on the reefs of Madang, Papua New Guinea.^{1b,c} These alkaloids share a common ABCE-tetracyclic structure but contain a variety of different D-rings. They also reported that madangamine A exhibited cytotoxicity against a variety of human cancer cell lines.^{1a} Unfortunately, biological activities of other members of the madangamine family have not been tested due to the scarcity of the natural products. However, Amat recently achieved the landmark first total synthesis of madangamine D, and provided a pure sample for biological studies.⁸ These tests revealed that madangamine D also showed cytotoxicity against human cancer cell lines, but with a different cytotoxic spectrum. Further biological investigation of other members of the madangamine alkaloids has been anticipated through the supply of synthetic samples.

Significant issues in the total synthesis of the madangamine alkaloids are: i) construction of the unprecedented diazatricyclic ABC-ring and ii) stereoselectivity of the skipped diene (Scheme 3). A number of solutions, including our racemic sequence,^{9h} have been reported for the synthesis of the diazatricyclic core.⁹ However,

stereoselective formation of the skipped diene, especially for the trisubstituted *Z*-olefin, has remained an unsolved issue.¹⁰ To achieve these two synthetic tasks, we planned to take advantage of *N*-acyliminium cyclization of a propargylsilane. Protonation of *N*-Boc enamine **12** would form highly electrophilic *N*-acyliminium ion **13**, which readily undergoes the cyclization to give the diazatricyclic structure **14**. The resulting 1,1-disubstituted allene of **14** would be converted to skipped diene **16** by *Z*-selective hydroboration with HB(Sia)₂ and the Migita-Kosugi-Stille coupling with *Z*-vinyl stannane **15**. Considering a universal route toward the madangamine alkaloids with their various D-rings, it would be reasonable to establish ABCE-tetracyclic compound **17** as the common intermediate, and construct the D-ring at the end of the synthesis.

Scheme 3. Plan for the Unified Total Synthesis of Madangamine Alkaloids

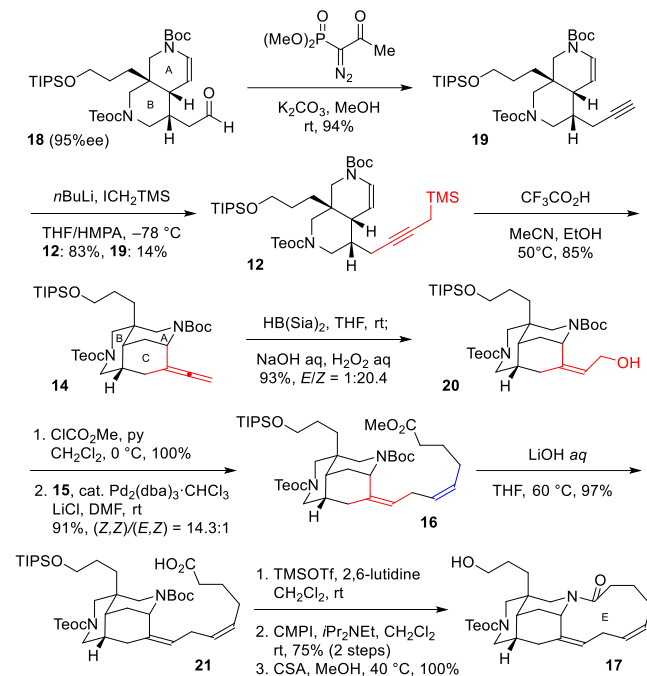


The unified total synthesis of the madangamine alkaloids commenced with formation of propargylsilane **12** from aldehyde **18** (95% ee)¹¹ by a two-step procedure including the Ohira-Bestmann reaction¹² and alkylation with (iodomethyl)trimethylsilane (Scheme 4). We then investigated the pivotal *N*-acyliminium cyclization and subsequent construction of the skipped diene. Treatment of *N*-Boc enamine **12** with TFA in MeCN and EtOH at 50 °C successfully afforded the diazatricyclic structure **14** in 85% yield. The resulting allene group of **14** was subjected to *Z*-selective hydroboration with HB(Sia)₂. The reaction took place from the opposite side of the sterically hindered *N*-Boc group, and gave allylic alcohol **20** as a kinetic product in 93% yield (*Z*:*E* = 20.4:1).¹³ Allylic alcohol **20** was then converted to the carbonate, which underwent the Migita-Kosugi-Stille coupling^{9d} with *Z*-vinyl stannane **15** to give (*Z,Z*)-skipped diene **16** in high yield. Thus, we achieved the first stereoselective control of the skipped diene of the madangamine alkaloids as a fully functionalized intermediates. After hydrolysis of methyl ester **16**, TMSOTf-mediated removal of the Boc group provided the amino acid. After extensive investigations of the macrolactamization, the best result was obtained with the Mukaiyama reagent (2-chloro-1-methylpyridinium iodide, CMPI)¹⁴ to form the E-ring of the madangamine alkaloids in 75% yield over two steps. The TIPS group was selectively removed in

the presence of the Teoc group with CSA in MeOH at 40 °C, giving the common intermediate **17** in quantitative yield.

The remaining issue toward the unified total synthesis is the construction of a variety of macrocyclic D-rings from the common intermediate **17**. The synthesis of madangamine C was achieved through a conventional macrolactamization (Scheme 5A). Iwabuchi oxidation of **17** with AZADO¹⁵ and subsequent Wittig reaction with **23** gave *cis*-olefin **24** bearing the D-ring carbon unit. After cleavage of the methyl and Teoc groups, the macrolactamization with EDCI and HOBT provided the pentacyclic compound in 71% yield (2 steps).^{8c} Finally, the total synthesis of madangamine C was achieved by LiAlH₄-reduction of the two macrolactams.

Scheme 4. Synthesis of the Common Intermediate by Stereoselective Synthesis of the Skipped Diene.

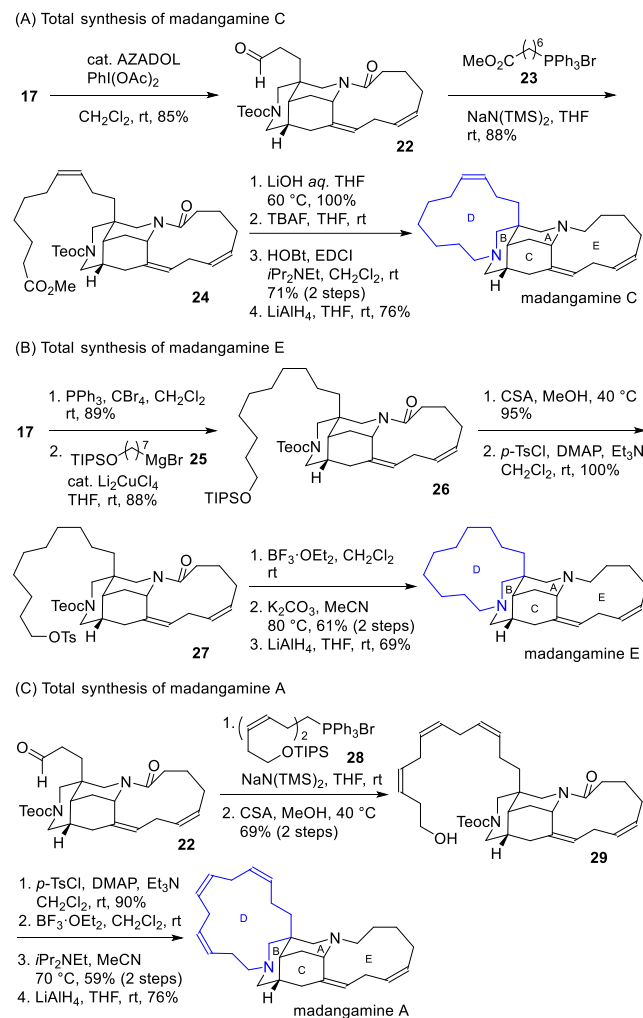


The synthesis of madangamine E with the saturated D-ring was not trivial because it has no functional bias such as a *cis*-olefin to assist the macrocyclization (Scheme 5B). Indeed, the attempted macrolactamization used in the synthesis of madangamine C resulted in the formation of a significant amount of the dimer through intermolecular coupling. However, we found that the following macrocyclic alkylation was most effective in the case of madangamine E. First, the saturated D-ring carbon unit was installed by bromination of alcohol **17** and copper-mediated alkylation under Cahiez's conditions.¹⁶ The TIPS-protected hydroxy group of **26** was then converted to tosylate **27** in two steps. After removal of the Teoc group with BF₃·Et₂O, the macrocyclic alkylation took place in the presence of K₂CO₃ at 80 °C in 61% yield (2 steps). The total synthesis of madangamine E was accomplished by reduction of the amide carbonyl.

We then turned our attention to the synthesis of madangamine A (Scheme 5C). The skipped triene unit was installed by the Wittig reaction of aldehyde **22** and the cleavage of the TIPS group, giving **29** in 69% yield over two steps. Although a number of approaches have been reported for the construction of macrocyclic compounds, the case including the skipped triene proved to be highly challenging. For example, attempted oxidation of primary alcohol **29** to the

corresponding carboxylic acid for the subsequent macrolactamization^{8c} resulted in significant decomposition due to the sensitive skipped triene. However, we found that the macrocyclic alkylation was also effective for madangamine A. After the formation of the tosylate from primary alcohol **29**, cleavage of the Teoc group with BF₃·Et₂O provided the secondary amine, which underwent macrocyclic alkylation with *i*Pr₂NEt at 70 °C. Finally, the total synthesis of madangamine A was accomplished by LiAlH₄ reduction of the remaining macrolactam.

Scheme 5. The Unified Total Synthesis of Madangamine Alkaloids.



In conclusion, we have developed a stereodivergent strategy to yield all four possible stereoisomers of a skipped diene by combination of the hydroboration of an allene and the Migita-Kosugi-Stille coupling. The method was successfully applied to a unified total synthesis of the madangamine alkaloids with the high stereocontrol of a skipped diene including the challenging trisubstituted olefin. Our synthetic route via a common ABCE-tetracyclic intermediate enabled the late-stage installation of various macrocyclic D-rings, and supplied sufficient amounts of madangamines A, C and E for the first time for biological tests, which are now ongoing.

ASSOCIATED CONTENT

Supporting Information

Experimental procedures and copies of ^1H NMR and ^{13}C NMR spectra of new compounds. This material is available free of charge via the Internet at <http://pubs.acs.org>.

AUTHOR INFORMATION

Corresponding Author

*E-mail: takaakis@aplc.keio.ac.jp; chida@aplc.keio.ac.jp

Notes

The authors declare no competing financial interests.

ACKNOWLEDGMENT

This research was supported by the Otsuka Pharmaceutical Co. Award in Synthetic Organic Chemistry, Japan. We thank Prof. Raymond J. Andersen, The University of British Columbia, Canada for giving ^1H and ^{13}C NMR spectra of madangamine alkaloids, and precious advice. Synthetic assistance from T. Matsumoto, S. Hiraoka and Y. Komiya is gratefully acknowledged.

REFERENCES

- (1) (a) Kong, F.; Andersen, R. J.; Allen, T. M. *J. Am. Chem. Soc.* **1994**, *116*, 6007–6008. (b) Kong, F.; Graziani, E. I.; Andersen, R. J. *J. Nat. Prod.* **1998**, *61*, 267–271. (c) de Oliveira, J. H. H. L.; Nascimento, A. M.; Kossuga, M. H.; Cavalcanti, B. C.; Pessoa, C. O.; Moraes, M. O.; Macedo, M. L.; Ferreira, A. G.; Hajdu, E.; Pinheiro, U. S.; Berlink, R. G. *S. J. Nat. Prod.* **2007**, *70*, 538–543. For a review, see; d) Amat, M.; Pérez, M.; Ballette, R.; Proto, S.; Bosch, J. *The Alkaloids: Chem. Bio.* **2015**, *74*, 159–199.
- (2) (a) Irschik, H.; Jansen, R.; Höfle, G.; Gerth, K.; Reichenbach, H. *J. Antibiot.* **1985**, *38*, 145–152. (b) Jansen, R.; Irschik, H.; Reichenbach, H.; Höfle, G. *Liebigs Ann. Chem.* **1985**, 822–836.
- (3) (a) Irschik, H.; Augustiniak, H.; Gerth, K.; Höfle, G.; Reichenbach, H. *J. Antibiot.* **1995**, *48*, 787–792. (b) Augustiniak, H.; Irschik, H.; Reichenbach, H.; Höfle, G. *Liebigs Ann.* **1996**, 1657–1663.
- (4) For selected examples on stereoselective and convergent method for skipped dienes, see; (a) Kaneda, K.; Uchiyama, T.; Fujiwara, Y.; Imanaka, T.; Teranishi, S. *J. Org. Chem.* **1979**, *44*, 55–63. (b) Thadani, A. N.; Rawal, V. H. *Org. Lett.* **2002**, *4*, 4317–4320. (c) Thadani, A. N.; Rawal, V. H. *Org. Lett.* **2002**, *4*, 4321–4323. (d) Hoye, T. R.; Wang, J. *J. Am. Chem. Soc.* **2005**, *127*, 6950–6951. (e) Shimp, H. L.; Micalizio, G. C. *Chem. Commun.* **2007**, 4531–4533. (f) He, H.; Liu, W.-B.; Dai, L.-X.; You, S.-L. *J. Am. Chem. Soc.* **2009**, *131*, 8346–8347. (g) Macklin, T. K.; Micalizio, G. C. *Nature Chem.* **2010**, *2*, 638–643. (h) Diez, P. S.; Micalizio, G. C. *J. Am. Chem. Soc.* **2010**, *132*, 9576–9578. (i) Jeso, V.; Micalizio, G. C. *J. Am. Chem. Soc.* **2010**, *132*, 11422–11424. (j) Ye, K.-Y.; He, H.; Liu, W.-B.; Dai, L.-X.; Helmchen, G.; You, S.-L. *J. Am. Chem. Soc.* **2011**, *133*, 19006–19014. (k) Gutierrez, A. C.; Jamison, T. F. *Org. Lett.* **2011**, *13*, 6414–6417. (l) McCamman, M. S.; Liao, L.; Sigman, M. S. *J. Am. Chem. Soc.* **2013**, *135*, 4167–4170. (m) Xu, S.; Zhu, S.; Shang, J.; Zhang, J.; Tang, Y.; Dou, J. *J. Org. Chem.* **2014**, *79*, 3696–3703. (n) Bin, H.-Y.; Wei, X.; Zi, J.; Zuo, Y.-J.; Wang, T.-C.; Zhong, C.-M. *ACS Catal.* **2015**, *5*, 6670–6679.
- (5) For selected examples on reactions via hydroboration of allenes, (a) Fish, R. H. *J. Am. Chem. Soc.* **1968**, *90*, 4435–4439. (b) Sethi, D. S.; Joshi, G. C.; Devaprabhakara, D. *Can. J. Chem.* **1969**, *47*, 1083–1086. (c) Brown, H. C.; Liotta, R.; Kramer, G. W. *J. Am. Chem. Soc.* **1979**, *101*, 2966–2970. (d) Wang, K. K.; Gu, Y. G.; Liu, C. *J. Am. Chem. Soc.* **1990**, *112*, 4424–4431. (e) Brown, H. C.; Narla, G. *J. Org. Chem.* **1995**, *60*, 4686–4687. (f) Hung, S.-C.; Wen, Y.-F.; Chang, J.-W.; Liao, C.-C.; Uang, B.-J. *J. Org. Chem.* **2002**, *67*, 1308–1313. (g) Kister, J.; DeBaillie, A. C.; Lira, R.; Roush, W. R. *J. Am. Chem. Soc.* **2009**, *131*, 14174–14175. (h) Chen, M.; Handa, M.; Roush, W. R. *J. Am. Chem. Soc.* **2009**, *131*, 14602–14603. (i) Chen, M.; Ess, D. H.; Roush, W. R. *J. Am. Chem. Soc.* **2010**, *132*, 7881–7883. (j) Sánchez, C.; Ariza, X.; Cornella, J.; Farràs, J.; García, J.; Ortiz, J. *Chem. Eur. J.* **2010**, *16*, 11535–11538. (k) Chen, M.; Roush, W. R. *J. Am. Chem. Soc.* **2011**, *133*, 5744–5747. (l) Yang, L.; Lin, Z.; Huang, S.-H.; Hong, R. *Angew. Chem. Int. Ed.* **2016**, *55*, 6280–6284. For a complete list of references, see the supporting information.
- (6) (a) Sheffy, F. K.; Stille, J. K. *J. Am. Chem. Soc.* **1983**, *105*, 7173–7175. (b) Valle, L. D.; Stille, J. K.; Hegedus, L. S. *J. Org. Chem.* **1990**, *55*, 3019–3023. (c) Castaño, A. M.; Echavarren, A. M. *Tetrahedron Lett.* **1996**, *37*, 6587–6590.
- (7) (a) Hancock, K. G.; Kramer, J. D. *J. Am. Chem. Soc.* **1973**, *95*, 6463–6465. (b) Kramer, G. W.; Brown, H. C. *J. Organomet. Chem.* **1977**, *132*, 9–27. (c) Bubnov, Y. N.; Gurskii, M. E.; Gridnev, I. D.; Ignatenko, A. V.; Ustyynyuk, Y. A.; Mstislavsky, V. I. *J. Organomet. Chem.* **1992**, *424*, 127–132. (d) Gurskii, M. E.; Belyakov, P. A.; Lyssenko, K. A.; Semenova, A. L.; Bubnov, Y. N. *Russian Chem. Bull. Int. Ed.* **2014**, *63*, 480–486. (e) van der Mei, F. W.; Miyamoto, H.; Silverio, D. L.; Hoveyda, A. H. *Angew. Chem. Int. Ed.* **2016**, *55*, 4701–4706.
- (8) (a) Amat, M.; Pérez, M.; Minaglia, A. T.; Casamitjana, N.; Bosch, J. *Org. Lett.* **2005**, *7*, 3653–3656. (b) Amat, M.; Pérez, M.; Proto, S.; Gatti, T.; Bosch, J. *Chem. Eur. J.* **2010**, *16*, 9438–9441. (c) Proto, S.; Amat, M.; Pérez, M.; Ballette, R.; Romagnoli, F.; Mancinelli, A.; Bosch, J. *Org. Lett.* **2012**, *14*, 3916–3919. (d) Amat, M.; Ballette, R.; Proto, S.; Pérez, M.; Bosch, J. *Chem. Commun.* **2013**, 49, 3149–3151. (e) Ballette, R.; Pérez, M.; Proto, S.; Amat, M.; Bosch, J. *Angew. Chem. Int. Ed.* **2014**, *53*, 6202–6205.
- (9) (a) Matzanke, N.; Gregg, R. J.; Weinreb, S. M.; Parvez, M. *J. Org. Chem.* **1997**, *62*, 1920–1921. (b) Yamazaki, N.; Kusanagi, T.; Kibayashi, C. *Tetrahedron Lett.* **2004**, *45*, 6509–6512. (c) Tong, H. M.; Martin, M.-T.; Chiaroni, A.; Bénéchie, M.; Marazano, C. *Org. Lett.* **2005**, *7*, 2437–2440. (d) Yoshimura, Y.; Inoue, J.; Yamazaki, N.; Aoyagi, S.; Kibayashi, C. *Tetrahedron Lett.* **2006**, *47*, 3489–3492. (e) Yoshimura, Y.; Kusanagi, T.; Kibayashi, C.; Yamazaki, N.; Aoyagi, S. *Heterocycles* **2008**, *75*, 1329–1354. (f) Quirante, J.; Paloma, L.; Diaba, F.; Vila, X.; Bonjoch, J. *J. Org. Chem.* **2008**, *73*, 768–771. (g) Diaba, F.; Pujol-Grau, C.; Martínez-Laporta, A.; Fernández, I.; Bonjoch, J. *Org. Lett.* **2015**, *17*, 568–571. h) Yanagita, Y.; Suto, T.; Matsuo, N.; Kurosu, Y.; Sato, T.; Chida, N. *Org. Lett.* **2015**, *17*, 1946–1949.
- (10) Kibayashi reported that the Still-Gennari olefination of a simple bicyclic model provided the trisubstituted olefin with almost complete Z-selectivity (Ref 9d). However, Amat disclosed that the Still-Gennari olefination showed E-selectivity in their model synthesis, and then developed a convergent method using the nonstabilized ylide (Ref 8c). Unfortunately, the stereoselectivity was not high enough in their landmark first total synthesis of madangamine D (Ref 8e, $E/Z = 1:2.2$).
- (11) Previously, we reported racemic synthesis of aldehyde **18** (Ref 9h). In this communication, we developed a renewed enantioselective route to **18** from benzylamine in 15 steps, see the Supporting Information in details.
- (12) (a) Ohira, S. *Synth. Commun.* **1989**, *19*, 561–564. (b) Müller, S.; Liepold, B.; Roth, G. J.; Bestmann, H. J. *Synlett* **1996**, 521–522.
- (13) Hydroboration of allene **14** with 9-BBN provided the E-allylic alcohol corresponding to madangamine F in 83% yield ($E:Z = 6.1:1$).
- (14) (a) Mukaiyama, T.; Usui, M.; Saigo, K. *Chem. Lett.* **1976**, 49–50. (b) Narasaka, K.; Masui, T.; Mukaiyama, T. *Chem. Lett.* **1977**, 763–766.
- (15) Shibuya, M.; Tomizawa, M.; Suzuki, I.; Iwabuchi, Y. *J. Am. Chem. Soc.* **2006**, *128*, 8412–8413.
- (16) Cahiez, G.; Chaboche, C.; Jézéquel, M. *Tetrahedron* **2000**, *56*, 2733–2737.

TOC Graphic

