

Highly Enantioselective Catalytic Asymmetric Synthesis of a (*R*)-Sibutramin Precursor

Ulrich Berens^{*a}, Andreas Hafner^{*b}, Oliver Dosenbach^b, Tanja Tritschler^b, Franz Schwarzenbach^b, Hans-Jörg Kirner^b, Christophe Malan^c, and Oanh Mai-Huynh^c

Dedicated to Prof. Dr. Daniel Belluš on the occasion of his 70th birthday

Abstract: The first highly enantioselective, catalytic asymmetric synthesis of di-des-methylsibutramine **3** is described. Dienamide **10**, prepared by acetic acid anhydride quenching of the condensation product of nitrile **4** with a methallyl magnesium chloride, proved to be an excellent substrate for ruthenium-catalyzed asymmetric hydrogenation with atropisomeric diphosphine ligands. Hydrogenation with a ruthenium/(*R*)-MeOBiPheP catalyst at S/C = 500, gave the chiral amide (*R*)-**9** in 98.5% ee in almost quantitative yield. After acidic amide hydrolysis the desired amine (*R*)-**3** was obtained without erosion of enantioselectivity. It is anticipated that the overall process will be amenable to large-scale production.

Keywords: Catalytic asymmetric hydrogenation · Enantioselective synthesis · Sibutramine

Introduction

At the turn of the Millennium Ciba Specialty Chemicals Corporate Research Organisation was pursuing New Business development projects, related to new production processes for the pharmaceutical industry, based on its core competences in the area of innovative synthesis design, enantioselective catalysis and control of physical properties of actives. During the course of these studies we have investigated the enantioselective synthesis of sibutramine.

Racemic sibutramine **1** is one of the few drugs which is licensed for the long-term treatment of obesity.^[1] On absorption, the drug is rapidly metabolized to give the primary metabolites des-methylsibutramine **2** and di-des-methylsibutramine **3** (Fig. 1). Preliminary preclinical studies suggest that the potent serotonin, norepinephrine, and dopamine re-uptake inhibitor

(*R*)-**2** might be useful for the treatment of CNS disorders.^[2] Also, the enantiomers of **3** have been claimed for the treatment of depression and related disorders.^[3] The pharmaceutical profiles of **1–3** made these compounds an attractive target for both us and a group at Sepracor.

An efficient route to access any of compounds **1–3** with high enantiopurity allows the other compounds to obtain either *via* methylation or de-methylation chemistry. Resolution of racemic **1** with a chiral acid and de-methylation of the resolved **1** with diethyl-azodicarboxylate (DEAD) to give enantiopure **2** was studied at Sepracor.^[4] However, the risks of using DEAD, which can violently decompose, ruled this approach out for the production of commercial quantities of **2**. As an alternative, a procedure for the resolution of **2** with chiral acids was developed, but the efficiency of the resolution was low.^[5] Therefore, a catalytic

asymmetric synthesis of (*R*)-**2** by the enantioselective addition of isobutyl lithium to imine **5** was developed (Scheme 1). This approach is potentially very attractive, but even with the best identified catalyst a product with only 40% ee could be obtained,^[6] and a subsequent resolution was required in order to upgrade the ee to enantiopurity.

This drawback led to the development of yet another route, where the key step is the addition of isobutyl lithium to the chiral sulfinamide **6** (Scheme 2). Hydrolysis of the resulting product gives (*R*)-**3** with excellent yield and enantiopurity.^[7] This methodology has also recently been applied for the preparation of active, hydroxylated metabolites of sibutramine.^[8] However, in both cases, the addition is a low-temperature reaction (optimum temperature –78 °C for **6** to **3**), and the required auxiliary, which has to be prepared in three steps, is destroyed and thus lost during the workup.

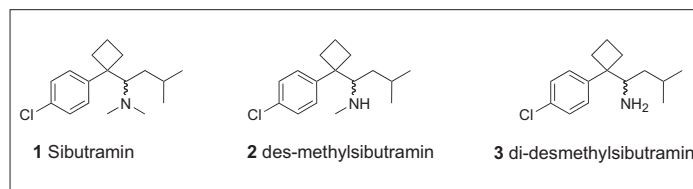
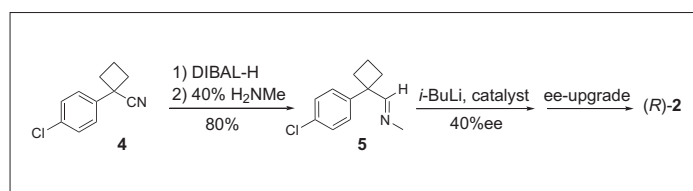


Fig 1.



Scheme 1.

*Correspondence: Dr. U. Berens^a, Dr. A. Hafner^b

^aBASF SE

GCI/P-M 311

D-67056 Ludwigshafen am Rhein, Germany

Tel.: +49 621 604 8030

E-mail: ulrich.berens@basf.com

^bCiba Inc. (now part of BASF)

Performance Chemicals Research

Klybeckstrasse 141, CH-4002 Basel

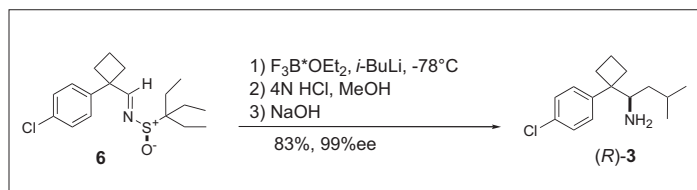
Tel.: +41 61 636 5437

E-mail: andreas.hafner@ciba.com

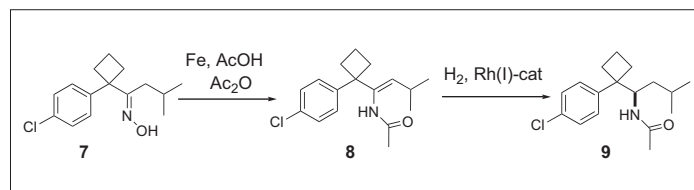
^cSolvias AG

Klybeckstrasse 191

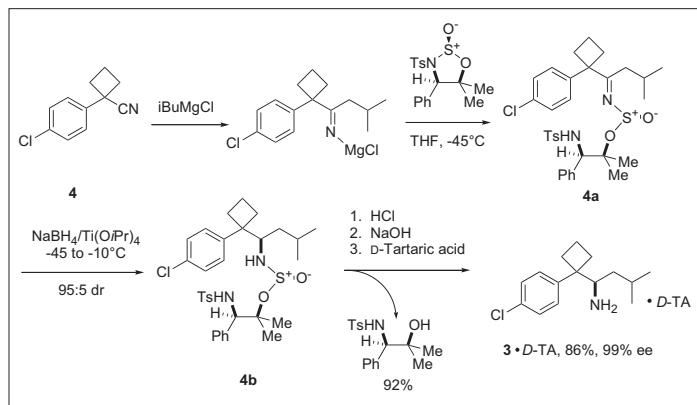
CH-4002 Basel



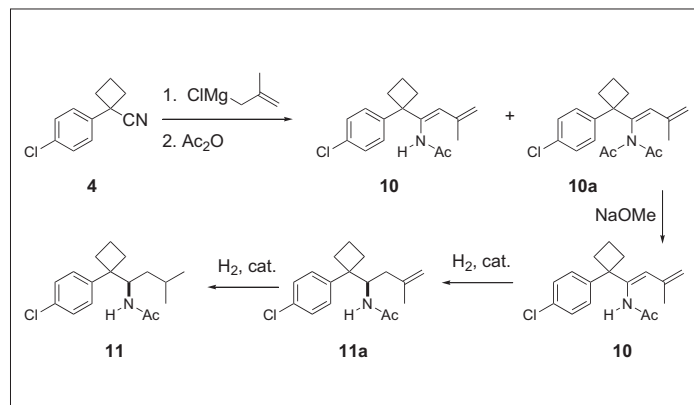
Scheme 2.



Scheme 4.



Scheme 3.



Scheme 5. Synthesis of dienamide 10

Very recently, the issue of the recovery of the chiral auxiliary has been addressed (Scheme 3).^[9] The new route involves the reaction between the condensation product of nitrile **4** and *i*-BuMgCl, and an optically pure oxathiazolidine-2-oxide to deliver sulfinate imines **4a**. The highly diastereoselective reduction (95:1 *de*) of these imine derivatives to compounds **4b** could be optimized to 95:5 *de*, albeit at low temperatures again (−45 °C) and with stoichiometric amounts of the waste-producing reducing agent NaBH₄ in combination with Ti(O*i*Pr)₄. Crystallisation of the D-tartrate salt of the obtained di-des-methylsibutramine **3** after hydrolysis and di-methylation finally led to optically pure sibutramine. On multigram scale, the chiral auxiliary could be recovered in 92% yield after hydrolysis of the reduction product.

Defining the stereochemistry of the stereogenic carbon of **3** *via* enantioselective hydrogenation of a suitable substrate with high *ee* would circumvent the formation of the undesired enantiomer and thus its loss, respectively the need to utilize this material for example by a racemisation/resolution process. As mono- or di-methylation is easy to perform, we devised a new, catalytic asymmetric route to **3**, as this provides also an efficient access to the full range of our target compounds **1–3**.

Results and Discussion

Compounds such as **8** appear to be suitable hydrogenation substrates, as it is well documented that enamides of this type

can be hydrogenated very efficiently with cationic rhodium complexes of DuPHOS-type ligands.^[10a] Such enamides have been obtained by the reduction of oxime **7** with iron powder in the presence of acetic acid and acetic anhydride (Scheme 4).

In our case however, the reduction of oxime **7** according to the published protocol provided **8** only in a maximum 30% yield. An alternative approach to such enamides involves the reaction of Grignard reagents with nitriles. However, this approach usually requires chromatographic purification of the products and yields are low.^[10b,c] It was thus surprising that the reaction of isobutyl magnesium chloride with nitrile **4** and *in situ* treatment of the reaction mixture with acetic anhydride gave enamide **8** in 62% yield. This is a dramatic yield improvement, as alone for the synthesis of **7** three additional steps are required: i) aqueous quench of the Grignard addition reaction, ii) hydrolysis of the imine with hydrochloric acid to the ketone, and iii) formation of the oxime **7**.

Quite surprisingly and in strong contrast to reported results,^[10a] the catalytic hydrogenation of **8** with cationic rhodium catalysts such as [Rh-(COD)-(MeDuPHOS)]BF₄, [Rh-(COD)-(MeBPE)]BF₄, or [Rh-(COD)-(Et-Ferrotane)]BF₄ or even with the very active catalyst [Rh-(COD)-(Dipfc)]BF₄^[11] was extremely sluggish even under drastic conditions. As the unexpectedly low reactivity of **8** most probably originates from the severe steric shielding of the enamide C=C double bond, a sterically less congested hydrogenation substrate was sought.

Thus, nitrile **4** was reacted with methylmagnesium chloride, and the reaction mixture treated with acetic acid anhydride (Scheme 5). After de-acetylation of the intermediate diacetate **10a** with sodium methoxide the novel dienamide **10** was after recrystallization obtained as the *Z*-stereoisomer in 67% yield, whilst the crude yield of **10** was almost quantitative.

Catalysis

Substrates which are closely related to **10** have been hydrogenated with cationic rhodium catalysts derived from DuPHOS-type ligands to provide the γ,δ -unsaturated amide with excellent chemo- and enantioselectivity.^[12] From the literature, the expected product from amide **10** should be **11a**. Surprisingly, hydrogenation of enamide **10** with rhodium catalysts derived from the achiral ligands Dipfc and the biarylphosphine BiPHEP (Fig. 2) gave **8** quantitatively (Table 1). This means that not as reported the α,β - but the γ,δ -double bond is hydrogenated preferentially, which results in the formation of the inactive substrate **8**. Employing the (*S,S*)-Et-DuPHOS ligand and under quite harsh conditions furnished compound **11a** in only 25% yield (*ee* not determined) together with 9% saturated amide **9**, in 66% *ee* (*R*).

As hydrogenation of enamides with ruthenium-based catalysts is well documented,^[13] we also tested [RuCl₂-(*p*-cymene)]₂ in combination with Biphep, and were delighted to obtain **9** cleanly in quantitative yield.

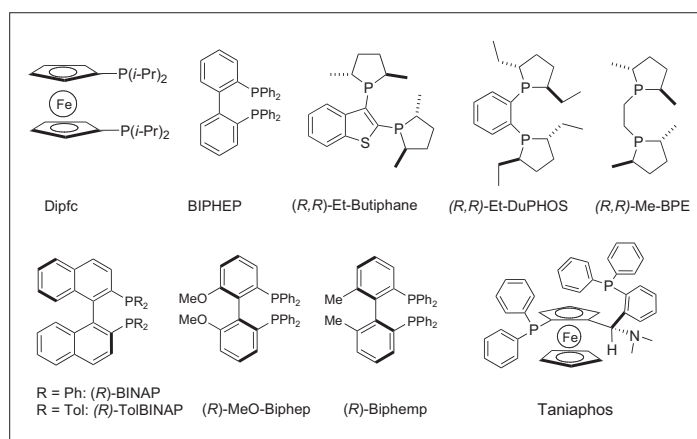


Fig. 2. Ligands used in catalytic hydrogenations

Table 1. Rh- and Ru-catalysed hydrogenation of enamide **10**

Catalyst Precursor	Ligand	S/C	Solvent	pH ₂ [bar]	T [°C]	Products		
						9 [AP ^a %]	11 [AP ^a %]	8 [AP ^a %]
[Rh-(COD)-Dipfc]BF ₄	–	200	MeOH	5	25	0	<1%	100
[Rh-(COD)-Dipfc]BF ₄	–	50	MeOH	10	60	0	<1%	100
[Rh-(NBD)-Cl] ₂	BIPHEP	100	DCE	20	50	0	<1%	100
[Rh-(COD)-(S,S)-EtDuPHOS]BF ₄		100	MeOH	20	50	9 ^b	25 ^c	66
[RuCl ₂ -(<i>p</i> -cymene)] ₂	BIPHEP	100	MeOH	50	50	100	<1%	0

Reaction conditions: 150–200 mg starting material; [**10**] = 0.15–0.2 M; reaction time 16–17 h; AP = HPLC peaks; ^aArea percentage; ^bee not determined; ^c66% ee (*R*).

Table 2. Catalyst screening for the hydrogenation of **10** with chiral ruthenium catalysts at S/C = 100

Entry	Precursor / Ligand or Precatalyst	pH ₂ [bar]	T [°C]	Conv. of 10 [AP %]	8 [AP %]	9 [AP %]	ee 9 [%]
1	[RuCl ₂ (<i>p</i> -cymene)] ₂ / (<i>R</i>)-BINAP	50	50	100	0	100	93.9
2	[RuCl ₂ (<i>p</i> -cymene)] ₂ / (<i>R</i>)-BINAP	50	25	67	52	13	98.6
3	[RuCl ₂ (<i>p</i> -cymene)] ₂ / (<i>R</i>)-BINAP	50	80	100	1	98	88.5
4	[RuCl ₂ (<i>p</i> -cymene)] ₂ / (<i>R</i>)-BINAP	10	50	100	23	76	95.1
5	[RuCl ₂ (<i>p</i> -cymene)] ₂ / (<i>R</i>)-BINAP	90	50	100	25	75	92.5
6	RuCl ₃ ·3H ₂ O / (<i>R</i>)-BINAP	50	50	100	58	41	84.9
7	[RuCl ₂ -(<i>R</i>)-BINAP] ₂ NEt ₃	50	50	100	15	84	92.9
8	[RuCl(<i>R</i>)-BINAP-(<i>p</i> -cymene)]Cl	50	50	100	10	89	91.0
9	[RuCl ₂ (<i>p</i> -cymene)] ₂ / (<i>R</i>)-TolBINAP	50	50	100	0	100	93.7
10	[RuCl ₂ (<i>p</i> -cymene)] ₂ / (<i>R</i>)-Biphep	50	50	100	0	100	95.4
11	[RuCl ₂ (<i>p</i> -cymene)] ₂ / (<i>R</i>)-MeOBIPHEP	50	50	100	0	100	98.3
12	[RuCl ₂ (<i>p</i> -cymene)] ₂ / (<i>S</i>)-(<i>R</i>)-Taniaphos	50	50	100	89	11	89.1
13	[RuCl ₂ (<i>p</i> -cymene)] ₂ / (<i>R,R</i>)-Me-Butiphane	50	50	95	84	16	20
14 ^a	[RuCl ₂ (<i>p</i> -cymene)] ₂ / (<i>R</i>)-MeOBIPHEP	50	50	–	40	60	85

Reaction conditions: 150–200 mg starting material; **10** = 0.15–0.2 M in EtOH; reaction time 16 h, (*R*)-**9** preferentially formed in each case; ^aEnamide **8** as starting material.

This prompted us to evaluate the performance of chiral ruthenium catalysts in the asymmetric hydrogenation of **10**, which were derived from axially chiral enantiopure ligands such as BINAP or BIPHEP and the like (Table 2).

It was a pleasing finding that both satisfactory conversions and high *ee* could be accomplished with these ligands. At 50 °C and 50 bar hydrogen pressure, full conversion to the desired amide **9** in 93.9% *ee* (*R*) was observed using the (*R*)-BINAP ligand. These reaction conditions seem to represent a good compromise for high performance of the catalyst, since lowering (entry 2) or rising (entry 3) the temperature had a detrimental effect on catalytic activity and selectivity, respectively. An analogous effect of hydrogen pressure on the course of the reaction was observed (entries 4–5). Under otherwise similar conditions, other ruthenium/ BINAP catalysts were found to be both less active and selective (entries 5–7).

From the testing of several other chiral diphosphines (entries 9–13), the MeOBiPheP ligand provided best performance with 98.3% *ee* and full conversion. Interestingly but unexpectedly, enamide **8** is not fully reduced under the same reaction conditions, (entry 14).

Hydrogenation of dienamide **10** appears to produce **11a** as the primary product, as enamide **8** cannot be hydrogenated efficiently with the employed ruthenium catalysts. Quite interestingly, intermediate **11a** was rarely detected in concentrations exceeding *ca.* 2%, which means that the remaining double bond is hydrogenated rather rapidly with a *homogeneous* catalyst to give **9**. This indicates that presumably an amide directed homogeneous hydrogenation is in operation. It would be interesting to study whether this second hydrogenation is also enantioselective by employing a prochiral analogue of **11a**, but no work towards this end was undertaken.

With these first results at hand, we further optimized the reaction, employing BINAP (the cheapest axially chiral diphosphine) and MeOBiPheP (most effective for our transformation at S/C = 100) as ligands and at higher substrate/catalyst ratios, typically S/C = 500 (Table 3).

Although the hydrogenation of **10** with BINAP provides the desired amide **9** in high *ee*, at high substrate/catalyst ratios the conversion was not satisfactory. Whereas the addition of trifluoroethanol or mixtures of ethanol with dichloromethane or tetrahydrofuran gave no improvement (entries 2–4), it was possible to achieve full conversion at S/C = 1000, when a small quantity of hydrochloric acid was added to the reaction mixture (entry 5). This was however at the cost of enantioselectivity, which dropped to 84.7% *ee*.

Table 3. Asymmetric hydrogenation of **10** with chiral ruthenium catalysts at S/C \geq 500

Entry	Ligand	Solvent	pH ₂ [bar]	T [°C]	Conv. of 10 [AP %]	8 [AP %]	9 [AP %]	ee 9 [%]
1	(<i>R</i>)-BINAP	EtOH	50	50	95	65	30	98.0
2	(<i>R</i>)-BINAP	EtOH/DCM (4:1)	50	50	100	28	72	91.9
3	(<i>R</i>)-BINAP	EtOH/THF (1:4)	50	50	100	92	8	27
4	(<i>R</i>)-BINAP	TFE	50	50	100	94	6	28
5 ^a	(<i>R</i>)-BINAP	EtOH	50	50	100	0	100	84.7
6 ^b	(<i>R</i>)-MeOBIPHEP	EtOH	50	50	100	0	100	98.5
7	(<i>R</i>)-MeOBIPHEP	EtOH	50	80	100	0	100	96.4
8	(<i>R</i>)-MeOBIPHEP	<i>i</i> -PrOH	50	70	100	58	42	92.1
9 ^c	(<i>R</i>)-MeOBIPHEP	EtOH	50	50	62	25	17	97
10 ^d	(<i>R</i>)-MeOBIPHEP	EtOH	50	50	12	6	5	n.d.
11 ^e	(<i>R</i>)-MeOBIPHEP	EtOH	50	100	100	0	100	95.2

Reaction conditions: 1–2 g starting material, metal precursor: [RuCl₂(*p*-cymene)]₂ unless otherwise noted, [**10**] = 0.15–0.2 M in solvent; reaction time 16–26 h, (*R*)-**9** preferentially formed in each case; ^a0.4 eq. HCl_{aq} 1M relative to dienamide **10** was added, S/C = 1000; ^b20.0 g scale; ^c[Ru-(*R*)-MeOBiphep-(TFA)₂] as catalyst; ^d[Ru-(*R*)-MeOBiphep-(OAc)₂] as catalyst; ^eS/C = 1500.

In contrast, when the MeOBiPheP ligand was employed, the reaction went smoothly to completion and provided (*R*)-**9** quantitatively in excellent 98.5% *ee* on 20 g scale (entry 6). Modifying the pressure, temperature and nature of solvent or employing isolated ruthenium catalysts^[14] led to erosion of activity and/or selectivity. At S/C = 1500, it was necessary to rise the temperature to 100 °C in order to achieve full conversion (entry 11). In this case the isolated product had 95.2% *ee*.

Interestingly, the crystalline solid amide **9** of high enantiomeric purity (>92%) was found to lend itself to an *ee*-upgrade by crystallisation. When (*R*)-**9** with an enantiomeric purity of 96.6% was recrystallized from di-isopropyl ether, the recovered amide (72%) had an *ee* of 99.7%. This behavior of **9** is a very useful feature of the present synthesis, as the possibility to upgrade the *ee* allows a freer choice between a variety of hydrogenation catalysts respectively the corresponding ligands.

The de-acetylation of **9** to give **3** was successfully accomplished with HCl at elevated temperature. Surprisingly, even under the harsh conditions required for the cleavage, the enantiomeric excess of the starting material is retained in the product. When a material with 95.1% *ee* (*R*) was hydrolyzed and re-acetylated under standard conditions (Ac₂O, DMAP cat., CH₂Cl₂, r. t., 3 hrs, see Experimental section), (*R*)-**9** was obtained back in 67% *ee* and 95.7% *ee* (no direct assay for **3** was available).

Finally, (*R*)-di-des-methylsibutramine **3** could be mono-methylated^[15] or dimethylated^[16] according to literature procedures, thus completing the synthesis of both (*R*)-des-methylsibutramine and (*R*)-sibutramine.

Conclusion

The first catalytic asymmetric synthesis of (*R*)-di-des-methylsibutramine **3**, a precursor to the anti-obesity drug sibutramine **1**, has been achieved in 49% overall yield (**3** · HCl salt) from nitrile **4**. The enantioselective hydrogenation of intermediate dienamide **10** proved only feasible with ruthenium-based catalysts. Optimization studies have shown that the atropoisomeric biarylphosphine MeOBiPheP is most effective for this transformation, bringing excellent conversion and enantioselectivity (up to 98.5% *ee*). The cheap BINAP ligand proved also interesting in particular in view of large-scale applications and for overall process cost reasons (although further optimization would be needed). We anticipate that this synthetic route should be amenable to the large-scale production of optically pure sibutramine **1** and derivatives thereof.

Experimental

NMR spectra were recorded on a Varian 400 MHz spectrometer. Chemical shifts

are reported in parts per million (ppm) relative to external standard TMS (¹H, ¹³C). Chemicals were ordered from Strem (for metal complexes and ligands), Fluka or Aldrich and used as received. Solvents were ordered from Fluka or Aldrich and freshly distilled before use under argon atmosphere: EtOH (Mg), CH₂Cl₂ and toluene (CaH₂), THF and diethylether (Na/benzophenone). Trifluoroethanol was used as received from Aldrich. The ruthenium catalysts were prepared according to.^[14]

Synthesis of **8** via Nitrile Alkylation

A dry three-necked 500 ml flask with nitrogen inlet was charged with 1-(4-chlorophenyl)-cyclobutanecarbonitrile (**4**, 20.1 g, 105 mmol) and dry toluene (300 ml). The mixture was cooled to 5 °C, and then isobutyl magnesium bromide (79 ml of a 2M solution in diethyl ether, 158 mmol) was added within 15 min. The reaction mixture was heated to 105 °C, and the diethyl ether was continuously removed by distillation. The mixture was kept at reflux (105 °C), and after 1 h the starting material was consumed completely (TLC). The reaction mixture was then cooled to 5 °C, and after the addition of acetic anhydride (32.1 g, 315 mmol) the yellow suspension was stirred at room temperature for another 3 h. The reaction was quenched with methanol (30 ml), and then neutralized with a saturated sodium hydrogen carbonate solution (200 ml). After the addition of diethyl ether (300 ml) two layers formed. The organic layer was washed twice with water, and dried over sodium sulfate. Evaporation of the solvent *in vacuo* gave a yellow-orange solid (35 g), which was recrystallized from hexane to give **8** as pale yellow crystals (19 g, 62 %). From ¹H-NOE experiments the product is the (*Z*)-stereoisomer.

¹H NMR (DMSO-D₆, 300 MHz): δ 0.88 (d, 6 H, ³J = 6.8 Hz, 2 CH₃); 1.60–1.90 m (2 H, CH₂CH₂CH₂); 1.78 (s, 3 H, CH₃); 2.10–2.32 (m, 2 H, CH₂CH₂CH₂); 2.28 (m, 1 H, CH(CH₃)₂); 2.40–2.50 (2 H, CH₂CH₂CH₂); 5.15 (d, 1 H, J = 9.6 Hz, C=CH); 7.21, 7.28 (2 * 2 H, Ar-H); 8.09 (br s, 1 H, NH).

¹³C NMR (DMSO-D₆, 75 MHz): δ 16.58 (CH₃); 23.16 (2 CH₃); 23.59 (CH₃); 27.39 (CH); 32.76 (2 CH₂); 52.13 (C); 128.34, 128.92 (4 Ar CH); 130.83 (Ar C-Cl); 131.31 (C=CH); 136.83 (C=CH); 146.57 (Ar C); 168.46 (C=O).

Synthesis of (*Z*)-N-[1-[1-(4-Chlorophenyl)-cyclobutyl]-3-methylbuta-1,3-dienyl]-acetamide **10**

A dry 500 ml three-necked flask with nitrogen inlet was charged with 1-(4-chlorophenyl)-cyclobutanecarbonitrile (**4**, 20.1 g, 105 mmol) and dry THF (300 ml). The mixture was cooled to 5 °C, and methyl magnesium chloride (105 ml of a

freshly prepared solution 1.5 M in THF, 158 mmol, 1.5 eq.) was added within 30 min. The reaction mixture was stirred for another 30 min at 5 °C, and then slowly warmed to room temperature, before acetic anhydride (315 ml of a 1 M solution in THF, 315 mmol, 3 eq.) was added. The orange reaction mixture was stirred at 60 °C until the acetylation was complete (2–4 h, monitored by TLC). This gave a mixture, which contained both **10** and the *N*-di-acetylated product (*ca.* 1:2 ratio). The excess of acetic anhydride was quenched with 20 ml methanol, and after the addition of sodium methylate (160 g of a 15 % solution in methanol, 445 mmol), and further stirring for 15 min the by-product **11a** had been de-acetylated to give **10**. The reaction mixture was then diluted with ethylacetate (250 ml), and then washed with saturated ammonium chloride (500 ml), brine (500 ml), and water (500 ml). The organic layer was dried (sodium sulfate), and removal of the solvent *in vacuo* gave **10** (30 g) as beige crystals. Recrystallization from di-isopropyl ether furnished pure **10** (20 g, 67 %) as pale beige crystals. From ¹H-NOE experiments the major stereoisomer is the (*Z*)-stereoisomer, mp = 120 °C.

¹H NMR (DMSO-D₆, 300 MHz): δ 1.63–1.74 (m, 2 H, CH₂); 1.74 (s (br), 3 H, CH₃); 1.78, (s, 3 H, CH₃C=O); 2.28, 2.49 (2 m, 2 H each, 2 CH₂); 4.81 (s, 1H, Z-C=CH₂); 4.91 (s, 1 H, E-C=CH₂); 5.95 (s, 1 H, C=CH); 7.26, 7.30 (m, 2 H each, H-aryl); 8.34 (s (br), NH).

¹³C NMR (DMSO-D₆, 75 MHz): δ 16.57 (CH₂); 21.39 (CH₃); 23.53 (CH₃C=O); 33.11 (2 CH₂); 53.33 (C); 117.93 (C=CH₂); 125.77 (C=CH); 128.43, 129.11 (4 Ar CH); 130.99 (Ar C-Cl) 139.80 (NC=C); 141.42 (C=CH₂); 146.35 (Ar C); 169.22 (C=O).

Hydrogenation Screening of **10** with Achiral Rhodium and Ruthenium Catalysts

Typical procedure: To a 10 ml Schlenk flask with a magnetic stirring bar was charged the respective catalyst. The Schlenk flask was evacuated and flushed with argon three times. Then the degassed solvent (3 ml) was added, and the catalyst dissolved. The substrate **10** was transferred into a 25 ml Schlenk flask, which was purged by three cycles vacuum/argon flushing, and then dissolved in the solvent (3 ml). The solution of both the catalyst and the substrate were transferred sequentially into a 50 ml thermostated stainless steel autoclave, which was equipped with a magnetic stirring bar under an argon atmosphere. The autoclave was submitted to hydrogen pressure (10 bar) and the pressure released. After three cycles, the pressure and temperature were set to the desired level, and 20 min later magnetic stir-

ring was started. After 17 h the autoclave was cooled to ambient temperature and the pressure released. The resulting pale yellow solution was evaporated under reduced pressure (rotavapor, max bath T/°C = 40) to give the product mixture which was analyzed using the following assay.

Analytical Assay for the Hydrogenation Products and Starting Materials

The following HPLC-method was used for the determination of the *ee* of the products. For the assignment of the absolute stereochemistry of **3** a small quantity of this material was prepared as described in the literature.^[7]

Column: Chiracel OD-H, diam. = 0.46 cm, length: 25 cm, mobile phase hexane/EtOH 98:2, flow: 0.7 ml/min, temperature: 25 °C, detection 230 nm, injection volume: 1.0 µl, sample preparation: *ca.* 5 mg in 1 ml hexane/ethanol (4:1). Retention times: di-enamide **10**: 23.6 min, mono-enamide **8**: 17.2 min, enantiomers of amide **11**: 14.5 and 15.5 min, amide (*S*)-**9**: 12.9 min, amide (*R*)-**9**: 13.9 min.

Enantioselective Hydrogenation of **10** at S/C = 1500

A 10 ml Schlenk flask equipped with a magnetic stirring bar was charged with [Ru-Cl₂-(*p*-cymene)]₂ (1.40 mg, 2.3 µmol) and (*R*)-MeOBiPheP (2.80 mg, 4.8 µmol), evacuated under high vacuum/argon flushing (this operation was repeated three times) and EtOH (3 ml) added with stirring. Dienamide **10** (2.00 g, 6.90 mmol) was taken into a 25 ml Schlenk flask, set under argon and dissolved in ethanol (13 ml). The catalyst and starting material solutions were transferred sequentially to a 50 ml thermostated stainless steel autoclave equipped with a magnetic stirring bar, under argon atmosphere. The autoclave was submitted to hydrogen pressure (10 bar) and the pressure released. After three cycles, the pressure was set to 50 bar and the temperature to 100 °C; 20 min later, magnetic stirring was started. After 17 h, the pressure was released and the resulting pale yellow solution evaporated under reduced pressure (rotavapor, max bath T/°C = 40) to give amide **9** in quantitative yield and 95.2% *ee* (*R*).

¹H-NMR (CDCl₃, 400 MHz): δ 0.59–0.71, 1.16–1.26 (2 m, 1 H each, CH₂CHMe₂); 0.82 (d, 3 H, J = 6.6 Hz, CH₃); 0.95 (d, 3 H, J = 6.6 Hz, CH₃); 1.39–1.52 (m, 1 H, CHMe₂); 1.75–1.88 (m, 1 H), 2.05–2.42 (m, 5 H) (CH₂CH₂CH₂); 1.99 (s, 3 H, COCH₃); 4.52 (m, 1 H, CHNAC); 4.76 (br d, 1 H, NH); 7.04, 7.29 (2 m, 2 H each, aryl H).

¹³C-NMR (CDCl₃, 100 MHz) δ 15.93 (CH₂CH₂CH₂); 22.12 (CH₃); 23.96 (CH₃CO); 24.29 (CH₃); 25.29 (CHMe₂); 31.89,

32.18 (CH₂CH₂CH₂); 40.22 (CH₂); 50.46 (q C); 53.17 (CNHAc); 128.13, 128.64 (Aryl CH); 132.01 (q, CCl); 144.39 (q, 4-ClPhC); 169.91 (COCH₃).

Hydrogenation of **10** with the Ruthenium/(*R*)-MeOBiPheP Catalyst on Large-scale at S/C = 500.

A 50 ml Schlenk flask equipped with a magnetic stirring bar was charged with [Ru-Cl₂-(*p*-cymene)]₂ (42.3 mg, 69.0 mmol) and (*R*)-MeOBiPheP (80.4 mg, 138 mmol), evacuated under high vacuum/argon flushing (this operation was repeated three times) and then charged under stirring with dry, degassed EtOH (20 ml). Dienamide **10** (20.0 g, 69.0 mmol) was taken into a 300 ml autoclave and set under argon. The catalyst solution was transferred *via* canula under argon atmosphere to the autoclave. Then 130 ml of dry, degassed EtOH was transferred to the autoclave and the resulting mixture submitted to hydrogen pressure (10 bar) and the pressure released. After three cycles, the pressure was set to 50 bar and the temperature to 50 °C; 30 min later, magnetic stirring was started. After 26 h, an ¹H-NMR of a reaction aliquot showed complete conversion to the desired product. The pressure was released, the autoclave set under argon and the pale yellow solution evaporated under reduced pressure (rotavapor, max bath T/°C = 40) to give amide **9** in quantitative yield (19.9 g) and 98.5% *ee* (*R*). [α]_D²⁵ = +3.16 (c = 10.065 in CHCl₃).

Hydrolysis of Amide **9** to Di-des-methylsibutramin **3**

A 86 ml tantalum autoclave equipped with a Teflon stirring bar was charged with **9** (1.0 g, 3.4 mmol, 95.1% *ee*) and hydrochloric acid (50 ml, 37% in water, 185 mmol). The autoclave was closed and heating at 180 °C was started. After 90 min the internal temperature had reached 180 °C at a pressure of 44 bar. After 9 h, the heating was stopped, and the reaction mixture cooled down to room temperature within 11 h (at that point the internal pressure was 3 bar). The pressure was released, the autoclave opened and the beige reaction mixture taken out (a small amount of a black thick oil had also formed on the upper wall). The autoclave was rinsed with distilled water (3 × 10 ml) and evaporation of the reaction mixture to dryness (rotavapor and high vacuum at 60 °C, 1h) gave 725 mg of **3** (HCl salt) as a beige solid (73%).

¹H NMR (DMSO-D₆, 300 MHz): δ 0.8 (d, 3 H, CH₃); 0.85 (d, 3 H, CH₃); 0.9, 1.15 (2M, 2H each, CH₂CH₂CH₂); 1.6–1.65 (m, 2 H, CHCH₂); 1.9 (m, 1 H, CHCH₂); 2.3, 2.5 (2M, 2H each, CH₂CH₂CH₂); 3.45 (m, 1 H, CHN); 7.35, 7.45 (m, 2 H each, H-aryl); 7.95 (s (br), H₃N⁺).

¹³C NMR (DMSO-D₆, 75 MHz) δ 15.2 (CH₂); 21.4 (CH₃); 23.5 (CH₃); 24.0 (CH); 32.07 and 32.14 (2 CH₂); 37.7 (CH₂); 48.7

Table 4. Enhancement of the enantiomeric purity of acetamide **9** by recrystallisation

Amide 9 [g]	ee [%]	di-isopropyl-ether [ml]	recryst. 9 [g] / [%]/	ee recryst. [%]	ee motherl. [%]
1.5	92.7	80	1.3 / 86.6	92.2	nd
2.5	96.6	130	1.8 / 72.0	99.7	89.0

(C), 55.9 (C-N), 128.3 and 130.0 (4 Ar CH); 131.6 (Ar C-Cl); 142.3 (Ar C).

Analysis of the ee of 3-HCl:

An aliquot from the above de-acylation reaction mixture (630 mg of crude 3-HCl) was added to an aqueous solution of sodium hydroxide (10 ml, 1M in water, 10 mmol) and the mixture was extracted with dichloromethane (3 × 10 ml). The organic phase was dried (sodium sulfate), and directly taken into a 100 ml flask with a stirring bar. Acetic acid anhydride (0.40 ml, 4.2 mmol) was added dropwise with stirring at room temperature, followed by DMAP (51 mg, 0.42 mmol). After 3 h, the reaction mixture was evaporated to dryness. The ee of this material was 95.7%, which is within experimental error identical to the ee of the starting material **9** (95.1% ee).

The crude brown solid was then purified by chromatography on silica gel (eluent: dichloromethane/methanol 95:5) to give 580 mg of acetamide **9** as a beige solid. The yield for the sequence hydrolysis/re-acetylation was 67%, corrected for the aliquot which was used for the re-acetylation (Table 4).

Received: December 18, 2009

- [1] A. Wirth, J. Krause, *J. Am. Med. Assoc.* **2001**, 286, 1331
- [2] T. Jerussi, C. H. Senanayake, Q. K. Fang, PCT Application WO 00/10551.
- [3] a) J. W. Young, PCT Application WO 94/00047; b) J. W. Young, PCT Application WO 94/00114.
- [4] a) Q. K. Fang, C. H. Senanayake, Z. Han, C. Morency, P. Grover, R. E. Malone, H. Bulter, S. A. Wald, S. T. Cameron, *Tetrahedron: Asymm.* **1999**, 10, 4477; b) Z. Han, D. Krishnamurthy, K. Q. Fang, S. A. Wald, C. H. Senanayake, *Tetrahedron: Asymmetry* **2003**, 14, 3553.
- [5] Z. Han, D. Krishnamurthy, D. Pflum, Q. K. Fang, H. Butler, S. T. Cameron, S. A. Wald, C. H. Senanayake, *Tetrahedron: Asymm.* **2002**, 13, 107.
- [6] D. Krishnamurthy, Z. Han, S. A. Wald, C. H. Senanayake, *Tetrahedron Lett.* **2002**, 43, 2331.
- [7] Z. Han, D. Krishnamurthy, D. Pflum, P. Grover, S. A. Wald, C. H. Senanayake, *Org. Lett.* **2002**, 4, 4025.
- [8] B. Z. Lu, C. Senanayake, N. Li, Z. Han, R. P. Bakale, S. A. Wald, *Org. Lett.* **2005**, 7, 2599.
- [9] Z. Han, D. Krishnamurthy, C. H. Senanayake, *Org. Proc. Res. Dev.* **2006**, 10, 327.
- [10] a) M. J. Burk, G. Casy, N. B. Johnson, *J. Org. Chem.* **1998**, 63, 6084; b) Y. Heng-Suen, A. Horeau, H. B. Kagan, *Bull. Soc. Chem. Fr.* **1965**, 1454; c) H. B. Kagan, N. Langlois, T. P. Dang, *J. Organomet. Chem.* **1975**, 90, 353.
- [11] M. J. Burk, T. G. P. Harper, J. R. Lee, C. Kalberg, *Tetrahedron Lett.* **1994**, 35, 4963.
- [12] M. J. Burk, J. G. Allen, W. F. Kiesman, *J. Am. Chem. Soc.* **1998**, 120, 657.
- [13] a) M. Kitamura, M. Yoshimura, M. Tsukamoto, R. Noyori, *Enantiomer* **1996**, 1, 281; b) H.-U. Blaser, C. Malan, B. Pugin, F. Spindler, H. Steiner, M. Studer, *Adv. Synth. Catal.* **2003**, 345, 103.
- [14] B. Heiser, E. A. Broger, Y. Crameri, *Tetrahedron: Asymm.* **1991**, 2, 51.
- [15] S. Krishnamurthy, *Tetrahedron Lett.* **1982**, 23, 3315.
- [16] J. E. Jeffery, F. Kerrigan, T. K. Miller, G. J. Smith, G. B. Tometzki, *J. Chem. Soc. Perkin Trans. 1*, **1996**, 21, 2583.