

Article

## Organocatalytic imidazolium ionic liquids H/D exchange catalysts

Marcileia Zanatta, Francisco P. dos Santos, Cristina Biehl, Graciane Marin, Gunter Ebeling, Paulo Augusto Netz, and Jairton Dupont

*J. Org. Chem.*, **Just Accepted Manuscript** • DOI: 10.1021/acs.joc.6b03029 • Publication Date (Web): 01 Feb 2017

Downloaded from <http://pubs.acs.org> on February 2, 2017

### Just Accepted

"Just Accepted" manuscripts have been peer-reviewed and accepted for publication. They are posted online prior to technical editing, formatting for publication and author proofing. The American Chemical Society provides "Just Accepted" as a free service to the research community to expedite the dissemination of scientific material as soon as possible after acceptance. "Just Accepted" manuscripts appear in full in PDF format accompanied by an HTML abstract. "Just Accepted" manuscripts have been fully peer reviewed, but should not be considered the official version of record. They are accessible to all readers and citable by the Digital Object Identifier (DOI®). "Just Accepted" is an optional service offered to authors. Therefore, the "Just Accepted" Web site may not include all articles that will be published in the journal. After a manuscript is technically edited and formatted, it will be removed from the "Just Accepted" Web site and published as an ASAP article. Note that technical editing may introduce minor changes to the manuscript text and/or graphics which could affect content, and all legal disclaimers and ethical guidelines that apply to the journal pertain. ACS cannot be held responsible for errors or consequences arising from the use of information contained in these "Just Accepted" manuscripts.



ACS Publications

## Organocatalytic imidazolium ionic liquids H/D exchange catalysts

Marcileia Zanatta,<sup>a</sup> Francisco P. dos Santos,<sup>a\*</sup> Cristina Biehl,<sup>a</sup> Graciane Marin,<sup>a</sup> Gunter Ebeling,<sup>a</sup> Paulo A. Netz,<sup>a</sup> and Jairton Dupont,<sup>a,b</sup>

<sup>a</sup> Institute of Chemistry – UFRGS

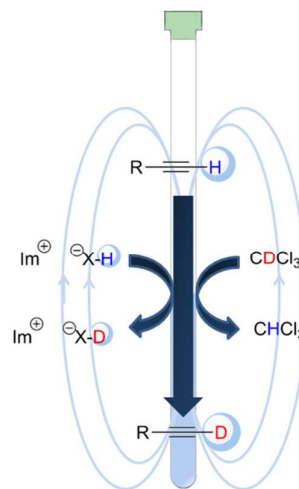
Av. Bento Gonçalves, 9500 Porto Alegre 91501-970 RS Brazil

<sup>b</sup> School of Chemistry, University of Nottingham University Park, Nottingham, NG72RD (UK)

E-mail: [fpsantos@ufrgs.br](mailto:fpsantos@ufrgs.br)

### ABSTRACT

Simple 1,2,3-trialkylimidazolium cation associated with basic anions such as hydrogen carbonate, proline, and imidazolate are an active catalyst for the H/D exchange reaction of various substrates using  $\text{CDCl}_3$  as D source, without the addition of any extra bases or metal. High deuterium incorporation (up to 49 %) in acidic C-H bonds of ketone and alkyne substrates ( $\text{pK}_a$  from 18.7 to 28.8) was found at room temperature. The reaction proceeds through the fast and reversible deuteration of the 2-methyl H of the imidazolium cation followed by D transfer to the substrate. The IL acts as a neutral base catalyst in which the contact ion pair is maintained in the course of the reaction. The basic active site is due to the presence of a remote basic site in the anion namely, OH of bicarbonate, NH of proline and activated water in the imidazolate anion. Detailed kinetic experiments demonstrate that the reaction is first order on the substrate and pseudo-zero order relative to the ionic liquid, due to the fast reversible reaction involving the deuteration of the ionic liquid by the solvent.



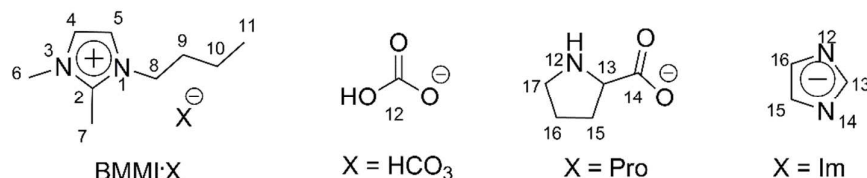
### 1. INTRODUCTION

Deuterium-labeled compounds have a broad range of applications in pharmaceutical, environmental, material, and chemical science, although they have not been found in nature.<sup>1-3</sup> Pharmaceutical companies and researchers in medicinal chemistry came up with the idea that exchanging the C-H bond with a C-D bond can create drugs with altered physiological profiles. Significant pharmacological effects on the metabolic profile, toxicity, and efficacy of pharmaceutical compounds have been discovered due to these deuterium substitutions.<sup>4,5</sup> Deuterated compounds are additionally required as internal standards for GC and LC-MS analysis of pesticides and environmental pollutant studies.<sup>4,6</sup> Moreover, they have a particular use for the development of efficient optical devices, such as optical polymer fibers and materials

for organic light-emitting diodes.<sup>7</sup> In combination with NMR spectroscopy, they are also useful in elucidating the structure of large molecules (e.g., proteins and oligonucleotides), and for mechanistic studies of chemical and biological transformations.<sup>8</sup> As a consequence, the development of efficient and selective labeling methodologies through catalytic H/D exchange reactions at selected carbon centers is of keen interest.<sup>7</sup>

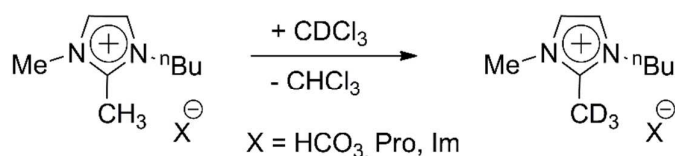
Deuterium labeling of organic compounds can be achieved using syntheses starting from suitable isotope marker precursors or via isotope exchange reactions. The second is more valuable since deuterium can be introduced post-synthetically.<sup>8</sup> Numerous methods for H/D exchange based on homogeneous or heterogeneous catalysis have already been described.<sup>7</sup> The most common involve the metal catalysts with Ir,<sup>9,10</sup> Pd,<sup>11</sup> Pt,<sup>12</sup> Rh,<sup>13</sup> Re,<sup>14</sup> and Cr<sup>15</sup> with or without carbon, including the oxidized form of metals like PtO<sub>2</sub>.<sup>1,4,16</sup> In addition, D<sub>2</sub> gas can be used to deuterate organic molecule analogues to hydrogenation of olefins, acetylenes, and cyanides. For these types of reactions, D<sub>2</sub>O has been studied extensively as a precursor for D<sub>2</sub> gas, because it is the least expensive and most readily available source of deuterium. D<sub>2</sub>O is the most common solvent used for this type of reaction, even for metal catalysis.<sup>6</sup> Deuterium incorporation is harder to achieve in aprotic solvent CDCl<sub>3</sub> than in protic polar solvents such as MeOD and D<sub>2</sub>O. This difficulty is partly due to the limited strength of bases in this medium. The use of CDCl<sub>3</sub> as a deuterium source is favorable for deuteration of sensitive substrates and organic compounds, which are insoluble in D<sub>2</sub>O. Furthermore, most of the H/D exchange reactions for acidic compounds reported in the literature involve drastic protic conditions that are not compatible with sensitive functional groups.<sup>8</sup>

There are just a few works reporting the H/D exchange in imidazolium salts where the C2 position is substituted by methyl group, normally using relatively strong bases, such as NaOD, KOH or triethylamine (Et<sub>3</sub>N).<sup>17,18</sup> We have recently demonstrated that solutions of imidazolium ILs associate with basic anions such as hydrogen carbonate, proline, and imidazolate not only maintain their intimate ion pair structure but also behave as neutral species in apolar solvents. In particular, with anions containing remote basic sites, the ILs act as neutral bases. Indeed, the presence of intimate ion pairs in the case of BMMI·HCO<sub>3</sub> and BMMI·Pro (Figure 1) ILs in CDCl<sub>3</sub> and CD<sub>3</sub>CN induces the augmentation of the remote basic sites, that is, OH and NH, respectively.<sup>19</sup>



**Figure 1.** Imidazolium salts prepared and used in this study.

In the case of the imidazolate anion (Figure 1) the water trapped inside the IL network is responsible for the basic nature of the IL.<sup>20</sup> Indeed, these species are active in the catalytic transfer of D from CDCl<sub>3</sub> to the C2-Me position of the imidazolium cation (Scheme 1). Moreover, we have also demonstrated the potential use of these ILs as a catalyst for D-transfer from CDCl<sub>3</sub> to substrates containing acidic sites.<sup>19</sup>



**Scheme 1.** H/D exchange ionic liquids (catalysts).

Herein we report the H/D exchange reaction of alkynes and ketones monitored by NMR using BMMI·X (X = proline, imidazolate, and hydrogen carbonate, Figure 1). The IL catalyzed H/D exchange reactions is metal and alkaline-free, it allows the use of CDCl<sub>3</sub> as transferring agent instead of D<sub>2</sub>O and it can be used for both polar and non-polar substrates. Mechanistic insights were obtained via detailed kinetic studies.

## 2. RESULTS AND DISCUSSION

The influence of the reaction conditions on the formation of deuterated acetophenone was investigated using different salts of 1-<sup>n</sup>Butyl-2,3-dimethylimidazolium, especially BMMI·Im. Several concentrations of substrates and catalyst quantities were tested (Table 1).

The influence of concentration was investigated first (entries 1–4 in Table 1). As can be seen (entry 3), the yield increased to 32% with 1.25 mol.L<sup>-1</sup> of solvent. Further increase in the concentration had no apparent effect on the reaction (entry 4), which may indicate kinetic saturation. The catalyst quantity was also studied under this last

condition (entries 4 and 5). Doubling the amount of catalyst increased the degree of deuteration to 41% after 24 h for BMMI·Im. This condition was applied to three different ILs used as the catalyst: BMMI·HCO<sub>3</sub> (pK<sub>a</sub> = 3.6), BMMI·Pro (pK<sub>a</sub> = 1.95 and 10.64), and BMMI·Im (pK<sub>a</sub> = 18.6) (entries 5–7). In these cases, the anions have a crucial influence on the yield of the reaction. Unexpectedly, the most active catalyst was BMMI·Pro, following the order BMMI·HCO<sub>3</sub> < BMMI·Im < BMMI·Pro. It is clear that there is no direct relationship between the basicity of the anion and the degree of deuteration, as has already been reported.<sup>8,19</sup> The last test showed that no reaction occurs in the absence of the catalyst, even after 72 hours (entry 8).

**Table 1.** Effects of reaction conditions on the degree [%]<sup>a</sup> of deuteration of acetophenone in CDCl<sub>3</sub> after 1 h and 24 h.<sup>b</sup>



Entry	Catalyst (mol%)	X	Subst. conc. (mol L <sup>-1</sup> )	% D <sup>a</sup> (1h)	% D <sup>a</sup> (24h)
1	10	Im	0.2	15	21
2	10	Im	0.9	26	27
3	10	Im	1.25	30	32
4	10	Im	2	30	31
5	20	Im	2	36	41
6	20	Pro	2	47	53
7	20	HCO <sub>3</sub>	2	0	≤5
8	-	-	2	0	0 <sup>c</sup>

<sup>a</sup> Determined by <sup>1</sup>H NMR spectroscopy (see Figures S1–S5). <sup>b</sup> Reaction conditions: r.t., BMMI·X, without stirring, 1–24 h. <sup>c</sup> After 72 hours.

Deuterium labeling of ketones 1–19 (Table 2) was explored using the optimized reaction conditions (20 mol % IL, r.t., 24 h). It is interesting to observe that all deuterated products were obtained cleanly in good yield after workup without further purification. The deuterium incorporation has been evaluated by <sup>1</sup>H NMR spectroscopy, as exemplified by Figure 2. We proceeded to investigate the reaction between acetophenone and BMMI·Pro in CDCl<sub>3</sub> by the decrease in the intensity of the CH<sub>3</sub> (Cα) hydrogen signals (formerly singlet at 2.35 ppm), and the appearance of a triplet and a quintet signal corresponding to CH<sub>2</sub>D and CHD<sub>2</sub> (2.33 and 2.31 ppm) (Figure 2). Furthermore, by <sup>2</sup>H NMR three different signals were observed suggesting

that there are three distinct deuterated species  $\text{CH}_2\text{D}$ ,  $\text{CHD}_2$  and  $\text{CD}_3$  (2.39, 2.36 and 2.33 ppm) (Figure S3). Finally, the  $^{13}\text{C}$  NMR spectrum allowed to identify a singlet at 77.4 ppm corresponding to  $\text{CHCl}_3$ , which appears after the deuterium transfer (See Figure S4).

Comparing the different substituents at position 4 (entries 2-8), it becomes evident that the percentage of deuteration increases (entry 1). There are high similarities of deuterium incorporation (56-61%), except for 4-nitroacetophenone due to visible catalyst (IL) degradation observed by fast color changing from yellow to brown and by gas evolution. By comparing the same substituents ( $\text{CH}_3$ , Br and  $\text{CF}_3$ ) in positions 2, 3 or 4, positions 2 and 4 possess high and similar deuteration (60-65% to  $\text{CH}_3$ , 61-57% to Br and 59-56% to  $\text{CF}_3$ ), whereas substitution at position 3 results in a lower percentage of deuteration (53%, 56%, 53% respectively). This can be explained by the equivalence of positions 2 and four regarding electron delocalization in the aromatic system. For all acetophenone derivatives, it appeared that the nature of the substituent on the aromatic ring or methyl group does not significantly affect the global deuterium incorporation, as has been reported in literature.<sup>8</sup>

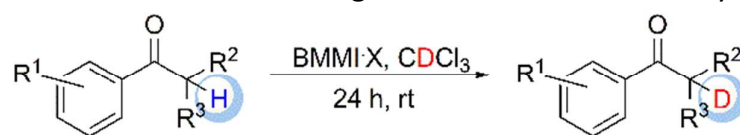
It is also apparent from the data in Table 2 that there is no direct relationship between the acidity of the  $\alpha$ -H and the degree of deuteration. A small difference of deuteration level observed when comparing electron-withdrawing  $\text{CF}_3$ -substituted acetophenone ( $\text{pK}_a = 22.7$  and  $22.8$ ; entries 8 and 16) and the derivatives with electron-donating groups such as  $\text{CH}_3$  and  $\text{OCH}_3$  ( $\text{pK}_a = 25.2$ ,  $25.7$ , and  $24.5$ ; entries 2, 3, and 14).

For ortho-acetophenone derivatives, the highest percentage of deuteration occurs for R with positive inductive effects (entries 9-12). For meta-acetophenone derivatives, it appears that the nature of the substituent on the aromatic ring or on the methyl group does not have a significant effect on global deuterium incorporation, with yields between 53% and 57% (entries 13-16).<sup>8</sup>

Comparing deuteration of a primary, secondary, and tertiary  $\text{C}_\alpha$  (entries 1b, 17-18), the percentage of the deuteration of the primary and secondary carbon are almost the same (53 and 55%, respectively), whereas the tertiary carbon is not deuterated. This result is due to steric hindrance in the last compound, as has already been shown.<sup>8</sup>

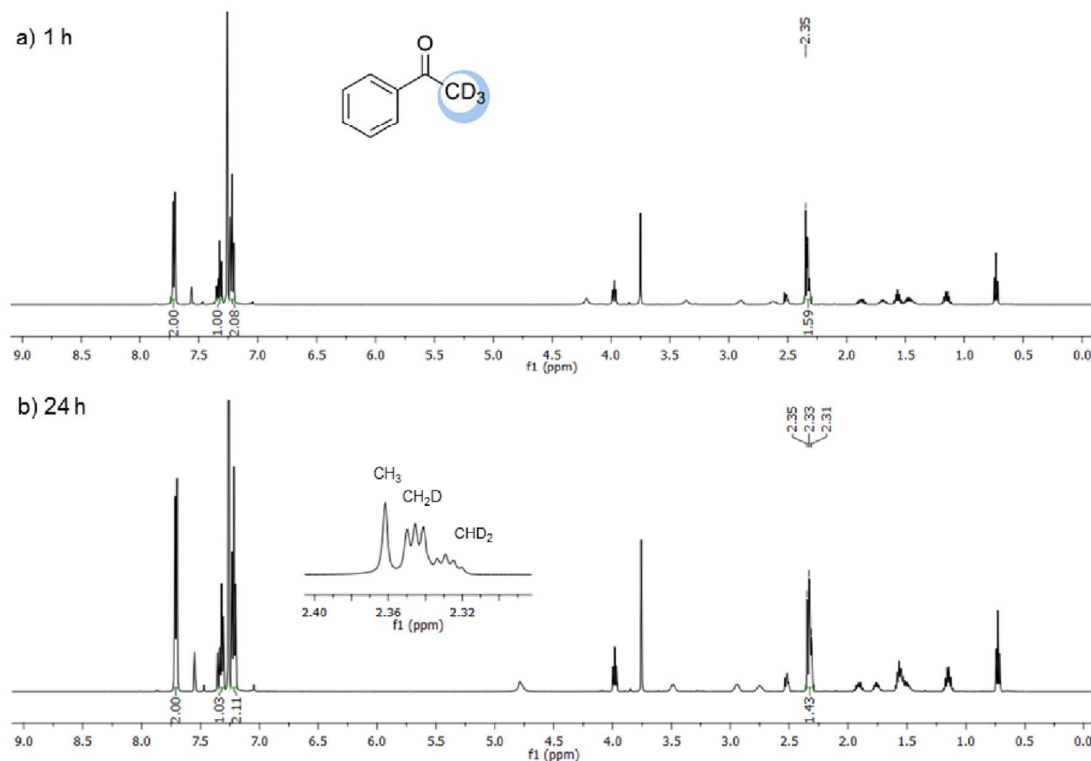
Finally, concerning the influence of aromatic substituents, the percentage of deuteration with a phenyl group is lower than that of a naphthyl group (entries 1 and 19, respectively). In fact, the naphthyl group can interact more efficiently with ionic liquid contact ion pairs to form a clathrate-like intermediate akin to the already observed interaction of aromatics with imidazolium-based ionic liquids.<sup>21</sup> Acetophenone and naphthyl ketone present 53% and 59% of deuteration, respectively.

**Table 2.** Deuteration of ketones 1-19 using 20 mol % BMMI·X as catalyst in CDCl<sub>3</sub>.<sup>b</sup>



Entry	X	R <sup>1</sup>	R <sup>2</sup>	R <sup>3</sup>	% D (1h)	% D <sup>a</sup> (24h)
1	Pro	H	H	H	47	53
2a	HCO <sub>3</sub>				0	≤5
2b	Pro	4-CH <sub>3</sub>	H	H	22	60
2c	Im				21	22
3	Pro	4-OCH <sub>3</sub>	H	H	7	58
4a	HCO <sub>3</sub>				0	15
4b	Pro	4-I	H	H	19	57
4c	Im				29	38
5	Pro	4-Br	H	H	36	61
6	Pro	4-Cl	H	H	27	56
7	Pro	4-NO <sub>2</sub>	H	H	21	39 <sup>c</sup>
8	Pro	4-CF <sub>3</sub>	H	H	37	59
9	Pro	2-CH <sub>3</sub>	H	H	31	65
10	Pro	2-OCH <sub>3</sub>	H	H	41	54
11	Pro	2-Br	H	H	30	57
12	Pro	2-CF <sub>3</sub>	H	H	56	56
13	Pro	3-CH <sub>3</sub>	H	H	35	53
14	Pro	3-OCH <sub>3</sub>	H	H	47	57
15	Pro	3-Br	H	H	35	56
16	Pro	3-CF <sub>3</sub>	H	H	53	53
17	Pro	H	H	CH <sub>3</sub>	46	55
18	Pro	H	CH <sub>3</sub>	CH <sub>3</sub>	0	0
19	Pro	3-Ph-4 <sup>d</sup>	H	H	58	59

<sup>a</sup> Determined by <sup>1</sup>H NMR spectroscopy (see Figures S6-S27). <sup>b</sup> Reaction conditions: r.t., 20 mol% BMMI·X, without stirring in a concentration of 2 mol.L<sup>-1</sup> (0.5 mL of solvent). <sup>c</sup> Partial degradation of IL. <sup>d</sup> 2- acetonaphthone.



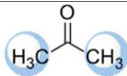

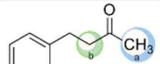
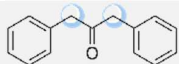
**Figure 2.**  $^1\text{H}$  NMR (500 MHz, 25  $^\circ\text{C}$ ,  $\text{CDCl}_3$ ) spectrum of deuterated acetophenone with BMMI-Pro, 1 h (a) and 24 h (b), (Table 2, entry 1b), (for more details see Figure S2).

Next, ketones with two possible deuterations were studied to examine the acidity of the carbonyl  $\text{C}\alpha$  atoms (Table 3).

For propanone, (Table 3, entry 1) the deuteration percentage increased in the following order:  $\text{HCO}_3 < \text{Im} < \text{Pro}$ , preserving the behavior previously observed. When comparing a carbonyl  $\text{C}\alpha$  neighbor with a phenyl group and a carbonyl  $\text{C}\alpha$  neighbor with a methyl group, deuteration (entries 2a-c) occurs preferentially at the carbon next to the phenyl. Another trend concerns the fact that deuteration occurs preferentially at primary and secondary carbons compared with tertiary carbons. The methyl group (position a) presents a higher percentage of deuteration than position b (entries 3a-c). When a symmetric ketone with carbon atoms bonded to phenyl groups was used, deuteration was not observed (entry 4). This can be due to steric hindrance, which has already been shown to inhibit deuteration.



**Table 3.** Deuteration of ketones (with two possible positions) using BMMI·X as catalyst.<sup>b</sup>

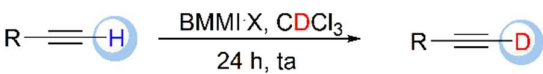
Entry	X	Substrate	% D <sup>a</sup> (1h)	% D <sup>a</sup> (24h)
1a	HCO <sub>3</sub>		0	0
1b	Pro		24	50
1c	Im		28	34
2a	HCO <sub>3</sub>		8 <sup>c</sup>	66 <sup>c</sup>
2b	Pro		18 <sup>c</sup>	49 <sup>c</sup> (40 <sup>d</sup> )
2c	Im		13 <sup>c</sup>	23 <sup>c</sup>
3a	HCO <sub>3</sub>		0	0
3b	Pro		17 <sup>c</sup>	53 <sup>c</sup> (37 <sup>d</sup> )
3c	Im		8 <sup>c</sup> (10 <sup>d</sup> )	9 <sup>c</sup> (11 <sup>d</sup> )
4	Pro		0	0

<sup>a</sup> Determined by <sup>1</sup>H NMR spectroscopy (see Figure S28-S37). <sup>b</sup> Reaction conditions: rt, 20 mol% BMMI·X, without stirring, concentration of 2 mol.L<sup>-1</sup> (0.5 mL of solvent). <sup>c</sup> Deuteration degree at a position. <sup>d</sup> Deuteration degree at b position.

These results prompted us to investigate the scope of our methodology to other acidic molecules, the alkynes (Table 4). Unlike ketones, the most efficient catalyst for all alkyne substrates was the IL-containing the Im anion, followed by Pro and finally, HCO<sub>3</sub> (Im > Pro > HCO<sub>3</sub>). Since alkynes have a single acidic H, catalytic activity is enhanced in the IL-containing a more basic anion and forms a less ionic contact ion pair.<sup>22</sup> Therefore, the higher lipophilicity of BMMI·Im that forms a stronger contact ion pair than the other ILs may facilitate the interaction with the relative low polar substrates and hence to promote more efficiently the H/D exchange reaction.

The effect of a single substituent on an alkyne was also considered, the percentage of deuteration increasing in the order: Me < Cl < OH (Table 4, entries 2-4). The deuteration upon exchanging the substituent to an amine remained satisfactory, being ≥ 49% even when using BMMI·HCO<sub>3</sub> as a catalyst.

**Table 4.** Deuteration of alkynes using BMMI·X as catalyst.<sup>b</sup>



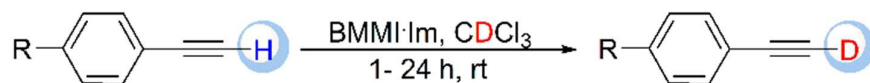
Entry	X	R	% D <sup>a</sup> (1h)	% D <sup>a</sup> (24h)
1a	HCO <sub>3</sub>		23	60
1b	Pro	Ph	31	71
1c	Im		82	84
2	Pro	(CH <sub>2</sub> ) <sub>3</sub> CH <sub>3</sub>	14	23
3	Pro	(CH <sub>2</sub> ) <sub>3</sub> Cl	14	33
4a	HCO <sub>3</sub>		24	29
4b	Pro	(CH <sub>2</sub> ) <sub>3</sub> OH	24	35
4c	Im		76	76
5a	HCO <sub>3</sub>		18	49
5b	Pro	CH <sub>2</sub> NH <sub>2</sub>	6	49
5c	Im		49	63

<sup>a</sup> Determined by <sup>1</sup>H NMR spectroscopy(see Figure S38-S50). <sup>b</sup> Reaction conditions: r.t., 20 mol% of BMMI·X, without stirring in a concentration of 0.9 mol.L<sup>-1</sup> (0.8 mL of solvent).

The influence of the reaction conditions on the formation of *D*<sub>1</sub>-phenylacetylene using BMMI·Im was investigated in more detail. Different concentrations and catalyst quantities were tested. (Table 5). First, the influence of concentration was examined (entries 1–5).

As can be seen, the yield in 24 hours increased with the concentration until a maximum point was reached. Increasing further the concentration had no apparent effect on the reaction (entries 4 and 5), which may indicate a saturation point, as was observed for the ketone reactions. The catalyst quantity was also studied (entries 2-3 and 5-6). As a consequence of doubling the amount of catalyst, the degree of deuteration increased to 72 % after 24 hours when 4-methyl phenylacetylene as a substrate was used. Once again, the last test showed that no reaction occurs in the absence of catalyst even after 72 hours (entry 7).

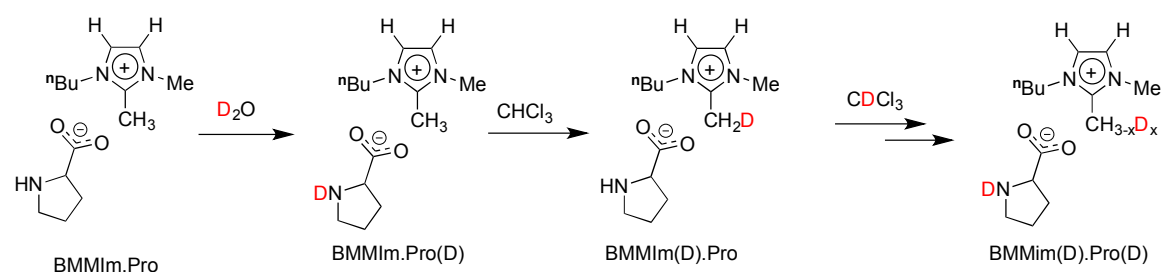
**Table 5.** Effect of reaction conditions on the degree [%]<sup>a</sup> of deuteration of alkynes in CDCl<sub>3</sub> after 1 h and 24 h.<sup>b</sup>



Entry	R	Catalyst (mol%)	Subst. conc. (mol.L <sup>-1</sup> )	% D <sup>a</sup> 1h	% D <sup>a</sup> 24h
1	H	10	0.2	27	67
2	H(4-Me)	10	0.9	81 (32)	85 (47)
3	H(4-Me)	20	0.9	82 (65)	84 (72)
4	H	10	1.25	79	81
5	H	10	2	73	76
6	H	20	2	73	76
7	H	-	0.9	0	0

<sup>a</sup> Determined by <sup>1</sup>H NMR spectroscopy. <sup>b</sup> Reaction conditions: r.t., BMMI·Im, without stirring, 1-24 h. <sup>c</sup> After 72 hours.

In the first step involves the formation of “catalytic active species” in which the IL is activated by the solvent. In this stage, it is vital to have ion pair contact for the reaction to occur. Indeed, treatment of BMMI·Pro with D<sub>2</sub>O affords exclusively BMMI·Pro(D) resulting from the selectively H/D exchange reaction between the NH of proline with D<sub>2</sub>O. Evaporation of the D<sub>2</sub>O and dissolution of the thus isolated BMMI·Pro(D) in CHCl<sub>3</sub> yields the BMMI(D)·Pro derivative resulting from the H/D exchange intra-ionic reaction between the Pro(D) anion and the BMMI cation (Scheme 2, and Figures S52 – S55). The proton transfer from the cation to the anion has already been proved to be energetically possible according to DFT calculations.<sup>23</sup>

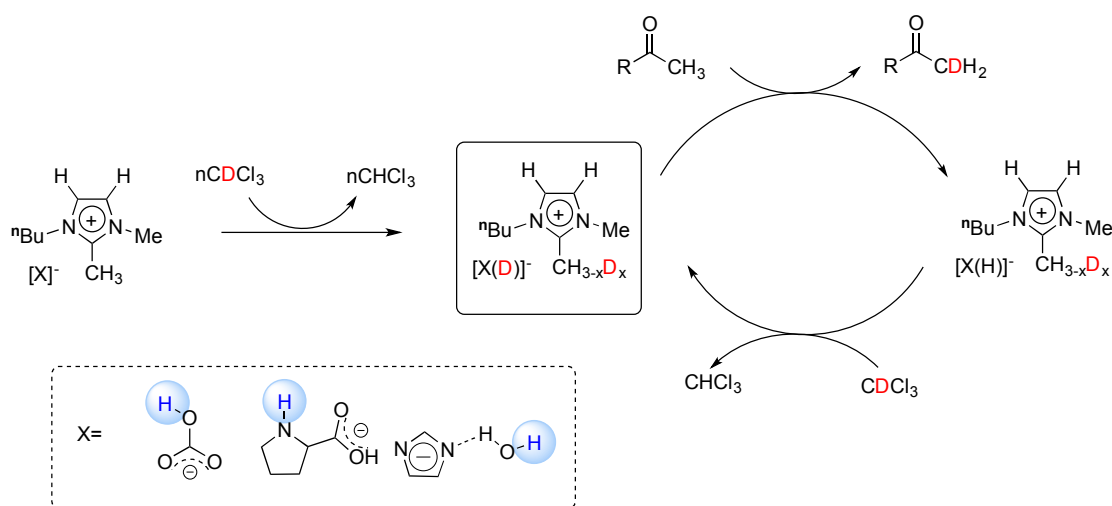


**Scheme 2.** Reaction paths involved in the formation of the catalytic active species BMMI(D)·Pro(D).

It is probable that IL anions act as D transfer catalysts between CDCl<sub>3</sub> and the IL pair, due to the presence of a labile proton in its structure.<sup>8</sup> For the imidazolate anion, the

H<sub>2</sub>O present in the structure acts as the acid, donating the hydrogen and forming an H-bonded with the anion. The H/D exchange reaction of the 2-Me position of BMIM cation probably occurs via the deoxy-Breslow-like intermediate arising from the fast deprotonation of 2-Me group leading to a 2-methylene-imidazole species followed by D<sup>+</sup> addition that generates the deuterated 2-Me BMIM cation.<sup>24-26</sup>

Deuteration of the substrate occurs in the second step (Scheme 3). There is a deuterium transfer of deuterated IL to the substrate. At the same time, CDCl<sub>3</sub> reacts again with the catalyst maintaining the deuterated form. In this step, competition between substrate and the C7 (CH<sub>3</sub>) on the IL may also occur.<sup>19,20</sup>



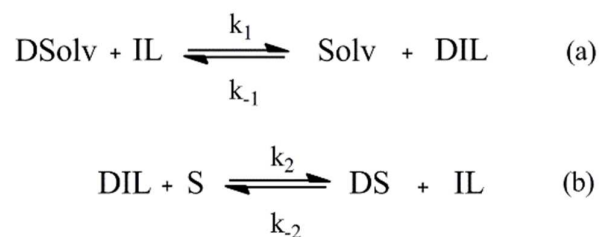
**Scheme 3.** Proposed catalytic cycle for deuteration of substrates.

To prove the proposed reaction mechanism, two experiments were performed. First, a test using only the substrate (S) (acetophenone and phenylacetylene) with the deuterated solvent, even after 72 hours, does not deuterate the substrates. This result confirms that the ILs are required in the reaction medium.

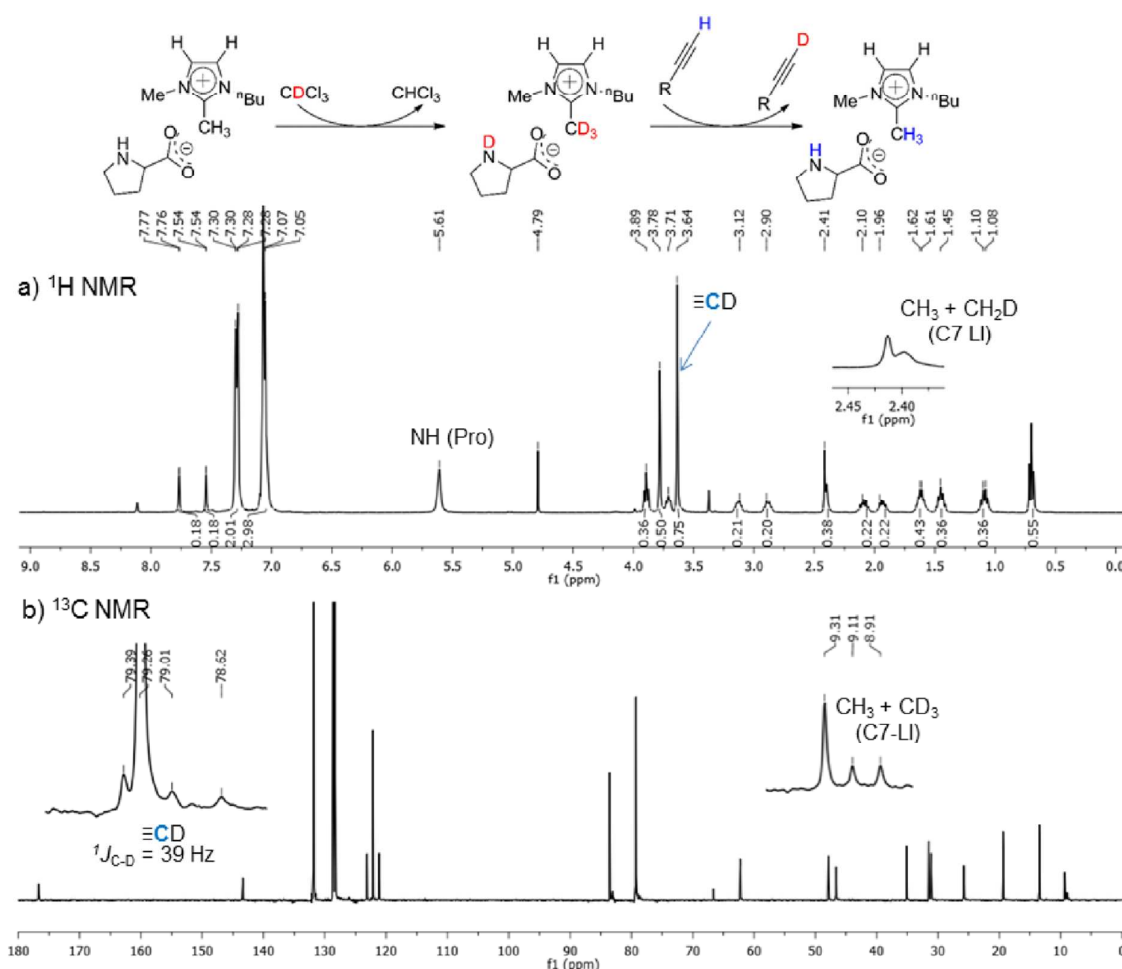
In the second test, only the catalyst (IL) and the deuterated solvent were used. After 24 hours of reaction, the CDCl<sub>3</sub> was evaporated to obtain the pure deuterated ionic liquid (DIL). The substrate (phenylacetylene) was then added to the catalyst without the addition of any solvent. It was possible to observe the deuteration of the substrate (25%), using <sup>1</sup>H NMR, by the decrease of the integral about the peak of the alkyne acidic H, even in the absence of solvent (Figure 3a). This result was also confirmed by <sup>2</sup>H and <sup>13</sup>C NMR, where a triplet corresponding to the deuterated form of the carbon

atom with a triple bond was observed (Figure S51 and 3b). The lower percentage of deuteration in the absence of solvent is because less D is available, unlike in the presence of a solvent where an "infinite" source of deuterium exists. These results demonstrate that deuteration occurs by the transfer of D from the IL to the substrate (Scheme 4).

The deuterated solvent (DSolv) reacts with the catalyst (IL) producing the deuterated form of the catalyst (DIL). This reaction is fast and reversible. Next, the substrate (S) interacts with the activated catalyst that undergoes reaction to form the final product (DS = substrate deuterated), according to Scheme 4.<sup>27</sup>



**Scheme 4.** Deuteration reaction steps.



**Figure 3.** NMR spectrum of phenylacetylene with deuterated BMMI·Pro without deuterated solvent, using a  $\text{D}_2\text{O}$  capillary:  $^1\text{H}$  NMR (a),  $^{13}\text{C}$  NMR (b).

Monitoring the kinetics of the reaction was first carried out by varying the substrate concentration while keeping the IL concentration constant. Then the IL concentration was varied with the substrate kept constant. Data were collected every 30 seconds during the first hour, after that the data have been gathered in longer intervals until the reactions achieve the equilibrium (see Figure S56). Plots of the substrate concentration versus time were prepared (Figure 4a).

Clearly, the kinetics of the catalytic process shows two coupled steps, presented in Scheme 3. Both steps are reversible allowing the reaction to achieve the equilibrium state. We assume that the first reversible reaction (a) is faster than the second (b), because the DIL can be observed at the beginning of the reaction (time shorter than 3 minutes). As a result, it can be considered that IL and DIL concentrations are constant. Another interesting point to be

considered is the excess of the substrate about the IL. Thus, the kinetic mechanism could be solved using a modified reversible pseudo first order equation (Equations 1-16):

Assuming the equilibrium reaction as (a) and (b):

$$\frac{d[IL]}{dt} = -k_1[IL][DSolv] + k_{-1}[DIL][Solv] + k_2[DIL][S] - k_{-2}[IL][DS] \quad (1)$$

$$\frac{d[S]}{dt} = -k_2[S][DIL] + k_{-2}[IL][DS] \quad (2)$$

So: Initial substrate concentration. It is clear that (Eq 3):

$$So = [S] + [DS] \text{ And therefore } [DS] = So - [S] \quad (3)$$

Assuming that the first step is faster, we can postulate that (Eq 4-5):

$$[DIL] \cong \text{Constant, therefore: } k_2' = k_2[DIL] \quad (4)$$

$$[IL] \cong \text{Constant, therefore: } k_{-2}' = k_{-2}[IL] \quad (5)$$

Where  $k_2'$  and  $k_{-2}'$  are pseudo first order kinetic constants. Equation (2) becomes:

$$\frac{d[S]}{dt} = -k_2'[S] + k_{-2}'(So - [S]) = k_{-2}'So - (k_2' + k_{-2}')[S] \quad (6)$$

Defining an auxiliary variable (Eq 7-8):

$$W \equiv k_{-2}'So - (k_2' + k_{-2}')[S] \quad (7)$$

$$dW \equiv -(k_2' + k_{-2}')d[S] \quad (8)$$

The kinetic equation can be written as (Eq 9):

$$-\frac{1}{(k_2' + k_{-2}')} \frac{dW}{dt} = W \quad (9)$$

And its solution is (Eq 10-12):

$$W = W_0 e^{-(k_2' + k_{-2}')t} \quad (10)$$

$$W_0 = k_{-2}'So - (k_2' + k_{-2}')So = -k_2'So \quad (11)$$

$$W = k_{-2}'So - (k_2' + k_{-2}')[S] = -k_2'So e^{-(k_2' + k_{-2}')t} \quad (12)$$

Rearranging the equation, we have (Eq 13):

$$[S] = \frac{k_{-2}'So + k_2'So e^{-(k_2' + k_{-2}')t}}{k_2' + k_{-2}'} \quad (13)$$

Considering that, when  $t \rightarrow \infty$ :  $[S] \rightarrow [S]_{eq}$  (Eq 14):

$$[S]_{eq} = \frac{k_{-2}'So}{k_2' + k_{-2}'} \quad (14)$$

Then:

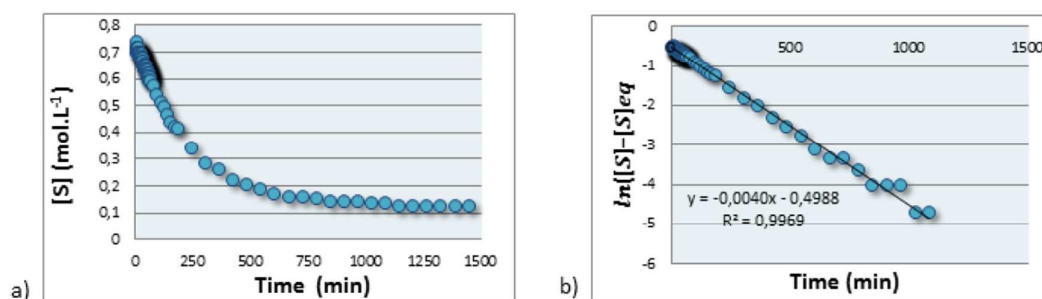
$$[S] = [S]_{eq} + \left( \frac{k_2'}{k_2' + k_{-2}'} \right) So e^{-(k_2' + k_{-2}')t} \quad (15)$$

Linearizing the equation (Eq 16):

$$\ln([S] - [S]_{eq}) = \ln \left[ \left( \frac{k'_2}{k'_2 + k'_{-2}} \right) S_o \right] - (k'_2 + k'_{-2})t \quad (16)$$

The kinetic equation (Eq 16) based on the proposed mechanism should yield a linear plot of  $\ln([S] - [S]_{eq})$  against  $t$ . This is indeed true for all the experiments (details in the supporting information).

The reaction is first order with respect to the substrate and also with respect to the ionic liquid, but due to the coupled deuteration equilibrium (first step in Scheme 3) the deuterated ionic liquid concentration is maintained constant, yielding a pseudo-zero order kinetics with respect to the ionic liquid (Figure 4 and S57 -S62).



**Figure 4.** (a) Reaction monitoring ( $[S] \times t$ ); (b) Kinetic plot ( $\ln([S] - [S]_{eq}) \times t$ ). Kinetics of the reaction between phenylacetylene ( $0.9 \text{ mol.L}^{-1}$ ), BMMI-Pro ( $0.18 \text{ mol.L}^{-1}$ ) and  $\text{CDCl}_3$ . (See more graphs in supporting information).

As expected, we found a linear equation with a correlation coefficient of 0.9969, proving the reaction order. Moreover the value of  $(k'_2 + k'_{-2})$  could be obtained by the slope. Calculating  $k'_2$  and  $k'_{-2}$  we obtain:  $k'_2 = 3.4 \times 10^{-3} \text{ min}^{-1}$  and  $k'_{-2} = 5.6 \times 10^{-4} \text{ min}^{-1}$ . Graphics and data in other concentrations can be seen in the supporting information.

### 3. CONCLUSIONS

In summary, BMMI-X especially Pro and Im are efficient isotope exchange catalysts in  $\text{CDCl}_3$  at room temperature for a broad range of substrates. The ability of this ILs for deuteration could be ascribed to both, its high pKa value and the presence of a labile proton in its structure. Indeed, the fact that deuteration of both, cation and anion of



the ILs without any base addition, clearly demonstrates the highly noninert nature of ionic liquids even containing C2 substituted cations (C7).

## 4. EXPERIMENTAL

### 4.1 Materials and instruments

All NMR experiments were obtained spectrometers operating at 400 MHz for  $^1\text{H}$  and 500 MHz for  $^{13}\text{C}$ . Spectra have been achieved with a probe temperature of 298 K under conditions for  $^1\text{H}$  (spectral width 6400 Hz with 32 K data points and zero filled to 128 K to give a digital resolution of 0.05 Hz/pt). Chemical shifts were reported in parts per million (ppm,  $\delta$ ) and referenced to solvent peak:  $\text{CDCl}_3$  ( $\delta$  7.26 in  $^1\text{H}$  and 77.0 in  $^{13}\text{C}$ ). Commercial  $\text{CDCl}_3$  was dried by distillation. All NMR ( $^1\text{H}$ ,  $^2\text{H}$ ,  $^{13}\text{C}$ ) spectra are provided in the supporting information.

### 4.2 Preparation of imidazolium salts and reactions

BMMI- $\text{HCO}_3$ , BMMI-Im and BMMI-Pro were prepared according to known procedures.<sup>19,20,28-30</sup>

### 4.3 Synthesis of deuterated ketones

Catalysts (0.2 mmol) and ketones substrates (1 mmol) were charged in an Eppendorf without stirring.  $\text{CDCl}_3$  (0.5 mL) was added and the reaction solution transferred to a NMR tube kept at room temperature (298 K). The  $^1\text{H}$  NMR analysis were performed after 1 hour and 24 hours. The deuterium incorporation was calculated using a substrate signal as the internal standard.

### 4.4 Synthesis of deuterated alkynes

Catalysts (0.144 mmol) and alkynes substrates (0.72 mmol) were charged in an Eppendorf without stirring.  $\text{CDCl}_3$  (0.8 mL) was added and the reaction solution transferred to a NMR tube kept at room temperature (298 K). The  $^1\text{H}$  NMR analysis was performed after 1 hour and 24 hours. The deuterium incorporation was calculated using a substrate signal as the internal standard.

## ASSOCIATE CONTENT

### Supporting Information

The Supporting Information is available free of charge on the ACS Publications website at DOI:XXXXXXX. Spectra for all compounds and kinetic data (PDF).

## AUTHOR INFORMATION

### Corresponding Author

\*E-mail: fpsantos@ufrgs.br

### ORCID

Francisco P. dos Santos: 0000-0003-1530-9505

Jairton Dupont: 0000-0003-3237-0770

### Notes

The authors declare no competing financial interest.

### Acknowledgements

Thanks are due to CNPq, CAPES and FAPESP (2015/08541-6) for partial financial support.

### Supporting Information

### References

- (1) Chandrasekhar, S.; Vijaykumar, B. V. D.; Mahesh Chandra, B.; Raji Reddy, C.; Naresh, P. *Tetrahedron Lett.* **2011**, 52, 3865-3867.
- (2) Zhan, M.; Jiang, H.; Pang, X.; Zhang, T.; Xu, R.; Zhao, L.; Liu, Y.; Gong, Y.; Chen, Y. *Tetrahedron Lett.* **2014**, 55, 5070-5073.
- (3) Atzrodt, J.; Derdau, V.; Fey, T.; Zimmermann, J. *Angew. Chem. Int. Ed.* **2007**, 46, 7744-7765.
- (4) Bijani, S.; Jain, V.; Padmanabhan, D.; Pandey, B.; Shah, A. *Tetrahedron Lett.* **2015**, 56, 1211-1214.
- (5) Sanderson, K. *Nature* **2009**, 458, 269-270.
- (6) Modvig, A.; Andersen, T. L.; Taaning, R. H.; Lindhardt, A. T.; Skrydstrup, T. *J. Org. Chem.* **2014**, 79, 5861-5868.
- (7) Pieters, G.; Taglang, C.; Bonnefille, E.; Gutmann, T.; Puente, C.; Berthet, J.-C.; Dugave, C.; Chaudret, B.; Rousseau, B. *Angew. Chem. Int. Ed.* **2014**, 53, 230-234.
- (8) Sabot, C.; Kumar, K. A.; Antheaume, C.; Mioskowski, C. *J. Org. Chem.* **2007**, 72, 5001-5004.
- (9) Klei, S. R.; Golden, J. T.; Tilley, T. D.; Bergman, R. G. *J. Am. Chem. Soc.* **2002**, 124, 2092-2093.

- (10) Skaddan, M. B.; Yung, C. M.; Bergman, R. G. *Org. Lett.* **2004**, 6, 11-13.
- (11) Hardacre, C.; Holbrey, J. D.; McMath, S. E. *J. Chem. Commun.* **2001**, 367-368.
- (12) Buncel, E.; Clement, O. *J. Chem. Soc., Perkin Trans. 2* **1995**, 1333-1338.
- (13) Lenges, C. P.; White, P. S.; Brookhart, M. *J. Am. Chem. Soc.* **1999**, 121, 4385-4396.
- (14) Beringhelli, T.; Carlucci, L.; D'Alfonso, G.; Ciani, G.; Proserpio, D. M. *J. Organomet. Chem.* **1995**, 504, 15-26.
- (15) Buncel, E.; Clement, O.; Onyido, I. *J. Am. Chem. Soc.* **1994**, 116, 2679-2680.
- (16) Yamamoto, M.; Oshima, K.; Matsubara, S. *Org. Lett.* **2004**, 6, 5015-5017.
- (17) Scholten, J. D.; Ebeling, G.; Dupont, J. *Dalton Trans* **2007**, 5554-5560.
- (18) Handy, S. T.; Okello, M. *J. Org. Chem.* **2005**, 70, 1915-1918.
- (19) Zanatta, M.; Girard, A.-L.; Simon, N. M.; Ebeling, G.; Stassen, H. K.; Livotto, P. R.; dos Santos, F. P.; Dupont, J. *Angew. Chem. Int. Ed.* **2014**, 53, 12817-12821.
- (20) Zanatta, M.; Girard, A.-L.; Marin, G.; Ebeling, G.; dos Santos, F. P.; Valsecchi, C.; Stassen, H.; Livotto, P. R.; Lewis, W.; Dupont, J. *Phys. Chem. Chem. Phys.* **2016**, 18, 18297-18304.
- (21) Deetlefs, M.; Hardacre, C.; Nieuwenhuyzen, M.; Sheppard, O.; Soper, A. K. *J. Phys. Chem. B* **2005**, 109, 1593-1598.
- (22) Stassen, H. K.; Ludwig, R.; Wulf, A.; Dupont, J. *Chem. Eur. J.* **2015**, 21, 8324-8335.
- (23) Holloczki, O.; Nyulaszi, L. *Org. Biomol. Chem.* **2011**, 9, 2634-2640.
- (24) Kuhn, N.; Bohnen, H.; Kreutzberg, J.; Blaser, D.; Boese, R. *J. Chem. Soc., Chem. Commun.* **1993**, 1136-1137.
- (25) Knappke, C. E. I.; Neudorfl, J. M.; von Wangelin, A. *J. Org. Biomol. Chem.* **2010**, 8, 1695-1705.
- (26) Biju, A. T.; Padmanaban, M.; Wurz, N. E.; Glorius, F. *Angew. Chem. Int. Ed.* **2011**, 50, 8412-8415.
- (27) Fonseca, G. S.; Domingos, J. B.; Nome, F.; Dupont, J. *J. Mol. Catal. A: Chem.* **2006**, 248, 10-16.
- (28) Furstner, A.; Alcarazo, M.; Goddard, R.; Lehmann, C. W. *Angew. Chem. Int. Ed.* **2008**, 47, 3210-3214.
- (29) Farmer, V.; Welton, T. *Green Chem.* **2002**, 4, 97-102.
- (30) Chen, X.; Li, X.; Song, H.; Qian, Y.; Wang, F. *Tetrahedron Lett.* **2011**, 52, 3588-3591.