



Cite this: *RSC Adv.*, 2019, 9, 31217

Received 22nd August 2019
Accepted 25th September 2019

DOI: 10.1039/c9ra07604b

rsc.li/rsc-advances

Iron-catalysed allylation–hydrogenation sequences as masked alkyl–alkyl cross-couplings†

Josef Bernauer, Guojiao Wu and Axel Jacobi von Wangelin *

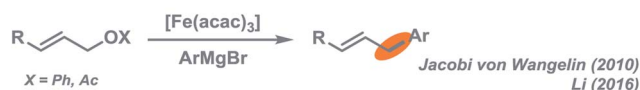
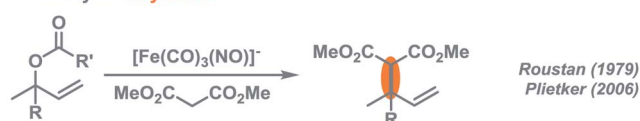
An iron-catalysed allylation of organomagnesium reagents (alkyl, aryl) with simple allyl acetates proceeds under mild conditions ($\text{Fe}(\text{OAc})_2$ or $\text{Fe}(\text{acac})_2$, Et_2O , r.t.) to furnish various alkene and styrene derivatives. Mechanistic studies indicate the operation of a homotopic catalyst. The sequential combination of such iron-catalysed allylation with an iron-catalysed hydrogenation results in overall $\text{C}(\text{sp}^3)\text{--C}(\text{sp}^3)$ -bond formation that constitutes an attractive alternative to challenging direct cross-coupling protocols with alkyl halides.

Introduction

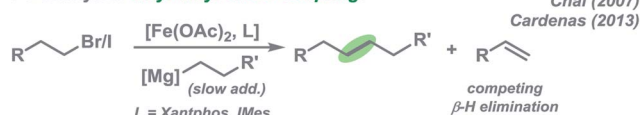
The development of transition metal-catalysed cross-coupling reactions has propelled the art of C–C bond formation like no other new methodology in the past decades.^{1,2} Among them, Pd and Ni catalysts have clearly dominated the field by virtue of their high versatility and chemoselectivity.³ However, noble and toxic metal catalysts (e.g. Pd, Rh, Ir, Ni and Co) have high costs and/or exhibit significant levels of toxicity which limit their general applicability under modern sustainability criteria. Iron-catalysed cross-coupling reactions have recently been developed to great maturity and now constitute a powerful alternative to the established noble metal systems.^{4–10} Most protocols utilize organic halides as electrophiles (mostly I, Br); only very few reactions involve activated ester derivatives (triflates, tosylates, phosphonates).^{11–14} Iron-catalysed cross-couplings reactions at alkenyl acetates were only recently reported.^{15–17} Allyl alcohols constitute one of the most easily accessible classes of electrophiles by numerous substitution or reduction methods from abundant starting materials (allyl halides, α,β -unsaturated carbonyls). However, there is no concise report of iron-catalysed reactions of simple allyl alcohol derivatives with organometallic reagents. A handful of iron-catalysed allylations have been reported.^{18–20} The Hieber-type salt $\text{Na}[\text{Fe}(\text{CO})_3(\text{NO})]$ (which is iso-electronic to Pd^0) was especially competent in the catalytic allylation of malonates (Scheme 1, top).²¹ Xu and Zhou later reported similar reactions with the stable tetrabutylammonium salt in a CO atmosphere.²² Plietker *et al.* performed similar reactions in the presence of phosphine ligands that prevented the formation of inactive catalyst derivatives.¹⁸ Substitutions of allyl carbonates with *N*-, *O*-, *S*-nucleophiles and stereoselective

reactions were reported under such conditions.^{23–26} Arylations of selected allyl alcohol derivatives with aryl-Grignard reagents have been reported by Li and coworkers and us.^{15,27} We envisioned the development of an Fe-catalysed cross-coupling between alkylmagnesium reagents and diverse allyl acetates that benefits from the intrinsic properties of allyl acetates as activated C-electrophiles and the utility of the pendant alkene moiety for further manipulation. While being a formal sp^3 -electrophile, allyl-X substrates exhibit strikingly different reactivity patterns than alkyl-electrophiles due to the vicinal alkenyl moiety, the absence of β -hydrogen atoms, and the ability to engage in η^3 -coordination to transition metals. In comparison

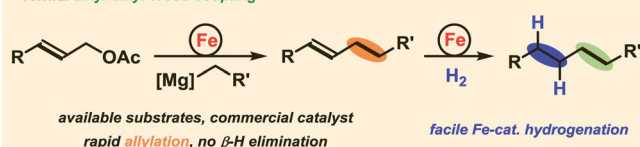
Fe-catalyzed allylation:



Fe-catalyzed alkyl-alkyl cross-coupling:



Fe-catalyzed allylation-hydrogenation: = formal alkyl-alkyl cross-coupling



Scheme 1 Iron-catalysed allylic substitutions.^{15,18,21,27–29,31}

Department of Chemistry, University of Hamburg, Martin Luther King Pl 6, 20146 Hamburg, Germany. E-mail: axel.jacobi@uni-hamburg.de

† Electronic supplementary information (ESI) available. See DOI: 10.1039/c9ra07604b



with allyl-X electrophiles, alkyl-X electrophiles exhibit a low propensity to undergo oxidative addition to transition metal complexes, engage in rapid side reactions (β -H elimination, rearrangement), and undergo slow reductive elimination. Consequently, there are very few literature reports on iron-catalysed alkyl-alkyl cross-couplings which exhibit only moderate yields, limited substrate scope (few examples, alkyl-Br/I), and require special conditions (slow addition over 7 h) and/or expensive ligands (Xantphos, IMes; Scheme 1, center).^{28–30} We surmised that the combination of an effective allylation reaction with a subsequent hydrogenation reaction would constitute an attractive alternative to the challenging alkyl-alkyl cross-coupling reactions (Scheme 1, bottom).¹⁵ Such method utilizes the wide availability and easy preparation of alkyl-Grignard reagents. The success of the cross-coupling with substituted allyl acetates relies on the strict control of chemoselectivity as the nucleophilic Grignard reagent may readily undergo direct attack at the carboxyl function under thermodynamic control. Iron-catalysed hydrogenations have been reported for a variety of olefins.³¹ There are a handful of powerful homogeneous iron catalysts based on pincer-type ligands^{32,33} and heterogeneous catalysts derived from the reduction of iron salts with organometallic or hydride reagents.^{34–37} With regard to the latter catalyst class, we surmised that the iron catalyst that formed under the conditions of the cross-coupling reaction with the organomagnesium halide might also be competent in the subsequent alkene hydrogenation (Scheme 1, bottom right).¹⁵

Results and discussion

Initial optimizations

The envisaged sequence of an iron-catalysed allylation of organomagnesium halides and an iron-catalysed hydrogenation required the development of a robust allylation reaction with alkylmagnesium halides. From a rapid survey of various catalyst precursors, additives, solvents, and conditions, reactions between allyl acetate and a very low excess of the *n*-alkylmagnesium bromide (1.2 equiv., addition over 10 min) with the commercial pre-catalyst iron(II) acetate (5 mol% Fe(OAc)₂) in diethylether were identified as being most effective (Scheme 2).³⁸ Importantly, Fe(OAc)₂ effectively inhibited the competing formal β -H elimination of the Grignard reagent.³⁹ Other solvents like THF, toluene, *N*-methyl-2-pyrrolidinone (NMP), and 1,2-dimethoxyethane (DME) afforded much lower yields. Toluene/Et₂O mixtures and ethyl acetate gave similar results. The addition of ligands (amines, *N*-heterocyclic carbenes) showed no significant effect on the reaction outcome, whereas phosphines led to complete catalyst inhibition.³⁸ The major side

reactions observed were the formation of homocoupling products from the Grignard reagent²⁹ and the nucleophilic attack at the carbonyl group. The composition of the Grignard reagent (RMgX, X = Cl, Br, I; RMgX vs. R₂Mg) and the choice of solvent exerted a strong influence on the reaction selectivities, most likely as a direct consequence of the Schlenk equilibrium (Table 1).⁴⁰ The alkyl-magnesium chloride and the dialkylmagnesium in Et₂O predominantly afforded the carboxylate substitution product from the uncatalyzed background reaction (entries 1 and 8). The alkyl-magnesium bromide (in Et₂O) and its LiCl-adduct (in THF) gave highest conversions (entries 4–6).

With substituted allyl acetates bearing alkyl groups, the iron-catalysed allylation was slowed and the formation of the tertiary alcohol was observed as main product. High cross-coupling yields were re-established by slow addition of the Grignard reagent (over 1–6 h). An alternative procedure involved addition of 50 mol% chloroform to the reaction which allowed Grignard addition over only 45 min. A similar protocol was reported but the role of chloroform remained unclear.¹² We speculate that chloroform buffers high concentrations of Grignard reagent and thereby prevents over-reduction of the catalyst to naked Fe(0) species which would rapidly aggregate to inactive particles.^{41,42} A similar effect should be observed with electrophilic additives that react with the Grignard reagent in slower rates than the desired cross-coupling but sufficiently rapid to prohibit catalyst reduction. Consistent with this hypothesis, a brief evaluation of electrophiles revealed beneficial effects of the presence of esters, organochlorides, and air under the reaction conditions (Scheme 3; see also Scheme 5B).³⁸

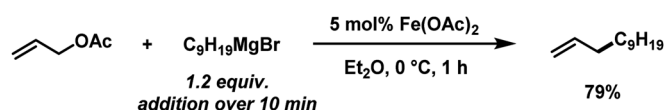
Substrate scope

We then explored the substrate scope of the iron-catalysed allylation of alkylmagnesium bromides under the optimized conditions (condition A, see Table 2). The reaction proceeds

Table 1 Variation of Grignard reagents^a

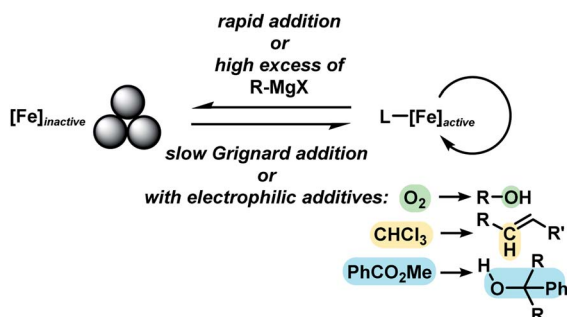
$\text{CH}_2=\text{CH}-\text{CH}_2-\text{OAc} + \text{R-Mg-X} \xrightarrow[\text{Et}_2\text{O}, 0^\circ\text{C}, 1\text{ h}]{5\text{ mol\% Fe(OAc)}_2}$ <div style="text-align: center; margin-top: -10px;"> $\text{R} = n\text{-C}_9\text{H}_{19}, @\text{solvent}$ $1.2\text{ equiv. over } 10\text{ min}$ </div>					
Entry	X	Solvent (RMgX)	1 [%]	2 [%]	3 [%]
1	Cl	Et ₂ O	0	<1	52
2	Cl	THF	37	12	11
3	Cl · LiCl	THF	54	5	2
4	Br	Et ₂ O	76	11	<1
5	Br	THF	69	6	2
6	Br · LiCl	THF	77	5	2
7	I	Et ₂ O	32	35	0
8 ^b	<i>n</i> -C ₉ H ₁₉	Dioxane	1	<1	48

^a Yields were determined by quantitative GC-FID vs. internal *n*-pentadecane. ^b MgBr₂ was filtered off prior to Grignard reagent addition.



Scheme 2 Optimized conditions for iron-catalysed allylation of allyl acetate.





Scheme 3 Catalyst activity and effect of reaction additives.

with very high regiocontrol most likely through a π -allyliron intermediate as alkylation selectively occurred at the less hindered allyl termini. This is exemplified by the identical product (and yield) that was obtained from prenyl acetate and 2-methylbut-3-en-2-yl acetate, respectively (entries 4 and 5). Bulky allyl acetate derivatives required slow Grignard addition and higher catalyst loading to give moderate yields. Primary, secondary, and tertiary allyl acetates underwent alkylation

Table 2 Iron-catalysed alkylations of allyl acetates (condition A)

$\text{R}'\text{-CH=CH-CH}_2\text{-OAc} + \text{R-MgBr} \xrightarrow[\text{Et}_2\text{O, 0 } ^\circ\text{C, 1 h}]{\text{5 mol\% Fe(OAc)}_2, \text{50 mol\% CHCl}_3}$ <p>1.4 equiv. over 45 min</p>				
Entry	Allyl acetate	Product	R'	Yield ^a [%]
1	$\text{R}'\text{-CH=CH-CH}_2\text{-OAc}$	$\text{R}'\text{-CH=CH-CH}_2\text{-C}_9\text{H}_{19}$	H	85
2			Me	72
3			$n\text{C}_6\text{H}_{13}$	67
4				61 (<5 ^b)
5				59
6	$\text{R}'\text{-CH=CH-CH}_2\text{-OAc}$	$\text{R}'\text{-CH=CH-CH}_2\text{-C}_9\text{H}_{19}$	Me	80
7			Cl	0
8			Br	0
9				37 ^c
10				53 ^c
11				16 ^c
12				64

^a Isolated yields; *E/Z* product ratios >50/1. ^b $\text{C}_9\text{H}_{19}\text{MgCl} \cdot \text{LiCl}$ was used.

^c 10 mol% Fe(OAc)_2 , RMgBr addition over 1 h.

under the same conditions. The (*E*)-alkene isomers were formed in all cases with *E/Z* stereoselectivities of >50/1. Halide substituents were not tolerated in the 2-allyl position (entries 7 and 8). A screening of functional additives documented moderate compatibility with nitriles and good tolerance of esters and amines (Table 3). Alcohols required the addition of an extra equivalent Grignard reagent.

In an effort to further expand the scope of this allylation reaction, we employed aryl-substituted allyl acetates (Table 4). Enhanced selectivities were obtained from the use of Fe(acac)_2 as pre-catalyst (acac = acetylacetonato). The presence of CHCl_3 or slow addition of the Grignard reagent did not show any improvements (condition B). Again, increased steric hindrance of the substrates led to lower reactivities.

Finally, we employed different Grignard reagents in reactions with various allyl acetate derivatives (Table 5). Higher yields were obtained with catalytic Fe(acac)_2 when aryl groups were present in the allyl acetate or Grignard reagents. Primary and secondary alkyl-magnesium bromides and arylmagnesium bromides afforded good to very good yields of the cross-coupling products. It is important to note that the conditions A and B exhibited distinct reactivities: condition A, in the presence of CHCl_3 and with catalytic Fe(OAc)_2 , facilitated reactions with sterically demanding allyl acetate derivatives. Condition B (no CHCl_3 , with Fe(acac)_2) gave higher selectivities for aryl-containing substrates. Allylmagnesium bromide underwent carboxylate substitution (entry 2). 1,3-Dioxolane-2-methylmagnesium bromide was unreactive (entry 15).

Mechanistic studies

The clear distinction whether homogeneous or heterogeneous catalysis is operating can be intricate, as the catalysts can be

Table 3 External functional group test

$\text{CH}_2=\text{CH-CH}_2\text{-OAc} + n\text{C}_9\text{H}_{19}\text{MgBr} \xrightarrow[\text{Et}_2\text{O, 0 } ^\circ\text{C, 1 h}]{\text{5 mol\% Fe(OAc)}_2, \text{1 equiv. additive}}$ <p>1.2 equiv. over 10 min</p>			
Entry	Additive	Additive conversion ^a [%]	Yield ^a [%]
1	—	—	77
2	PhCN	0	21
3	$n\text{-C}_3\text{H}_7\text{CN}$	9	49
4	PhNO_2	90	<1
5	EtNO_2	87	8
6	PhNH_2	77	9
7	$n\text{-C}_6\text{H}_{13}\text{NH}_2$	0	80
8	PhCHO	100	16
9	PhCO_2Me	0	82
10	$n\text{-C}_3\text{H}_7\text{CO}_2\text{Me}$	4	72
11	PhOH	0	75 ^b
12	$n\text{-C}_5\text{H}_{11}\text{OH}$	6	79 ^b

^a Yields were determined by quantitative GC-FID vs. internal *n*-pentadecane. ^b 2.2 equiv. $n\text{-C}_9\text{H}_{19}\text{MgBr}$.



Table 4 Iron-catalysed alkylations of aryl-substituted allyl acetates (condition B)

$\text{Ar}-\text{CH}=\text{CH}-\text{OAc} + n\text{C}_9\text{H}_{19}\text{-MgBr} \xrightarrow[\text{Et}_2\text{O}, 0^\circ\text{C}, 1\text{ h}]{5\text{ mol\% Fe(acac)}_2, 1.2\text{ equiv. over 10 min}} \text{Ar}-\text{CH}=\text{CH}-\text{C}_9\text{H}_{19}$				
Entry	Acetate	Product	X	Yield ^a [%]
1			H	72 (39 ^b)
2			OMe	65
3			Cl	44
4			Me	57
5				17
6				68
7				51
8				56 ^c

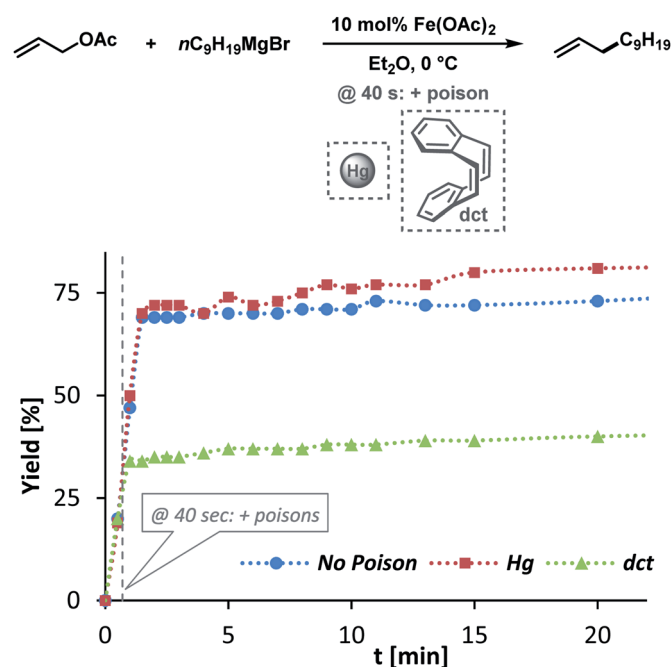
^a Isolated yields; E/Z of products >50/1. ^b With C₉H₁₉MgCl·LiCl. ^c E/Z 25/1.

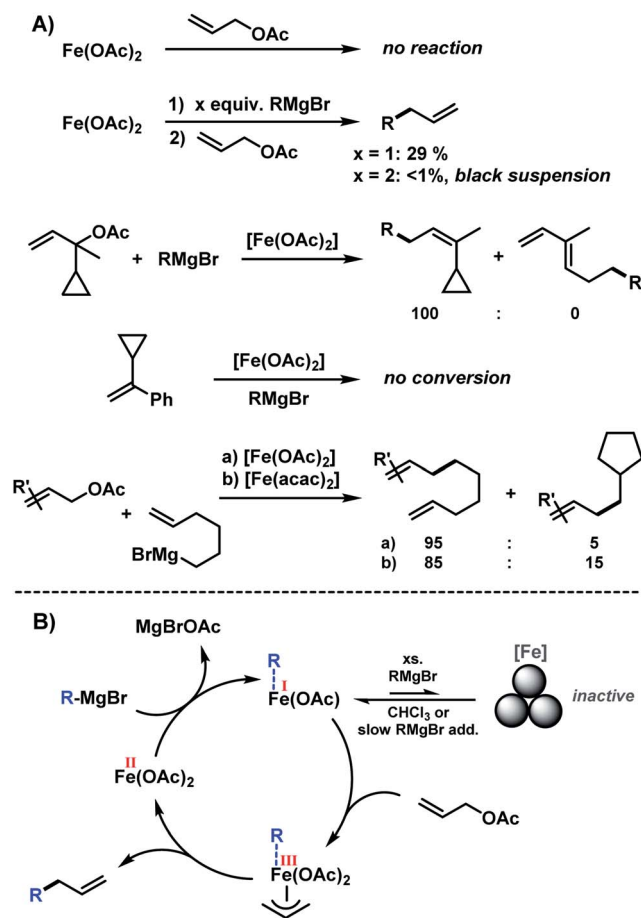
part of an equilibrium between several species and the spectroscopic tools often perturb the system under investigation. We performed Maitlis' hot filtration test which showed comparable catalytic activity in both the filtrate and filter phases.⁴³ The most reliable insight can be derived from kinetic experiments that are conducted *in operando* under the catalytic reaction conditions.^{43,44} Reaction progress analyses showed no sigmoidal curvature that would have been indicative of an initial catalyst nucleation and particle growth. On the contrary, the highest catalyst activity was recorded at the onset of conversion within the first 30 s of the reaction. Furthermore, kinetic poisoning experiments were conducted (Scheme 4). Amalgamation of a potential Fe(0) catalyst was not observed upon addition of 100 equiv. Hg per Fe.^{45,46} The addition of dibenzo[*a,e*]cyclooctatetraene (dct, 2 equiv. per Fe),^{16,47,48} a selective homotopic poison of low-valent late transition metals, resulted in immediate and complete inhibition of catalytic activity. This observation constitutes a strong indication of a homogeneous catalysis mechanism. We have collected further mechanistic insight from a set of key experiments: the strongly reducing conditions in the presence of a large excess of Grignard reagent led to rapid deactivation of the catalyst,⁴¹ an effect that already became apparent from the adaptation of slow-addition protocols (*vide supra*). Stoichiometric reactions between all components of this allylation protocol provided further insight (Scheme 5A). No direct reaction between allyl acetate and Fe(OAc)₂ occurred so that an allyliron or reduced iron species (both form in the presence of the Grignard reagent)

Table 5 Variation of the Grignard reagents (conditions A and B)

$\text{R}'-\text{CH}=\text{CH}-\text{OAc} + \text{RMgBr} \xrightarrow[\text{Et}_2\text{O}, 0^\circ\text{C}, 1\text{ h}]{\text{Condition A or B}} \text{R}'-\text{CH}=\text{CH}-\text{R}$				
Entry	RMgBr	R'	Yield ^a [%]	
			A	B
1	MeMgBr	Ph	—	68
2		Ph	0	0
3		Ph	—	68
4		H	76	—
5		Ph	—	65
6		H	—	64
7		Ph	—	75
8		H	—	71
9	PhMgBr	Ph	11	64
10	PhMgBr	H	17	65
11	PhMgBr	Ph	—	77
12		H	22	82
13		nC ₆ H ₁₃	<5	<5
14		Ph	—	42
15		Ph	0	0

^a Isolated yields; E/Z of products >50/1.

**Scheme 4** Poisoning experiments with Hg (100 equiv. per Fe) and dct (2 equiv. per Fe).



Scheme 5 (A) Key mechanistic experiments; (B) postulated mechanism.

may act as active catalyst in the formal oxidative addition of allyl acetate. Reaction with equimolar substrates and pre-catalyst gave 29% product yield, whereas the presence of 2 equiv. non-ylmagnesium bromide effectively suppressed product formation (Scheme 5A). It is well known that reactions of ferrous salts with 2 equiv. alkyl-Grignard reagents form iron(0) species which rapidly nucleate and grow to particles if no suitable ligands are available. The formation of catalytically inactive $\text{Fe}(0)$ particles in the presence of excess Grignard reagent may indicate that higher oxidation state catalysts are operating, presumably $\text{Fe}(\text{I})$ which is in accord with recent literature reports under very similar conditions.^{29,49,50} However, we cannot exclude the formation of soluble ferrate(0) complexes.⁵¹ Radical clock experiments did not fully support the potential intermediacy of organic radicals.⁵² No ring-opening was observed with the 1-cyclopropyl-bearing allyl acetate under the standard conditions. The operation of radical addition of an open-shell Fe catalyst to the alkene group was excluded by the absence of any reactivity with α -cyclopropyl styrene. 5-Hexenylmagnesium bromide underwent only minor ring-closure. Based on the collected data from these key experiments, we postulate a mechanism that commences with reduction of the $\text{Fe}(\text{II})$ pre-catalyst to an active $\text{Fe}(\text{I})$ species. Over-reduction to inactive $\text{Fe}(0)$ particles in the

presence of high concentrations of the Grignard reagent can be healed by addition of suitable (buffering) electrophiles such as chloroform, esters, or allyl acetate itself. Addition of allyl acetate leads to an η^3 -allyliron complex that undergoes reductive elimination of the C–C coupling product.

Sequential allylation–hydrogenation

Having established reaction conditions for the allylation of alkylmagnesium halides, the development of a conceptually distinct alternative¹⁵ to the rather challenging alkyl–alkyl cross-coupling reactions still requires an effective Fe-catalysed alkene hydrogenation.^{31–37} Several hydrogenation protocols with a variety of homogeneous and heterogeneous iron catalysts have been reported in the past decade.^{31,34,53–58} Interestingly, hydrogenation catalysts have also been reported to form from ferrous salts and alkylmagnesium halides, which may enable sequential allylation–hydrogenation reactions with the same catalyst mixture. However, there is very little knowledge on the conversion of *in situ* prepared product mixtures (without workup) and the potential cross-contamination of iron catalysts by residual byproducts from the preceding steps. We therefore performed hydrogenation reactions in the presence of all possible byproducts from the allylation step under conditions A and B (Table 6). While residual allyl acetate showed no detrimental effect on the activity of the Fe catalyst, the presence of inorganic bromide salts (MgBr_2 or LiBr) inhibited the hydrogenation step (entries 2 and 4). An alternative method of hydrogenation can be applied if the crude mixture of the allylation reaction is worked up (by aqueous extraction of MgBr_2) prior to the hydrogenation.

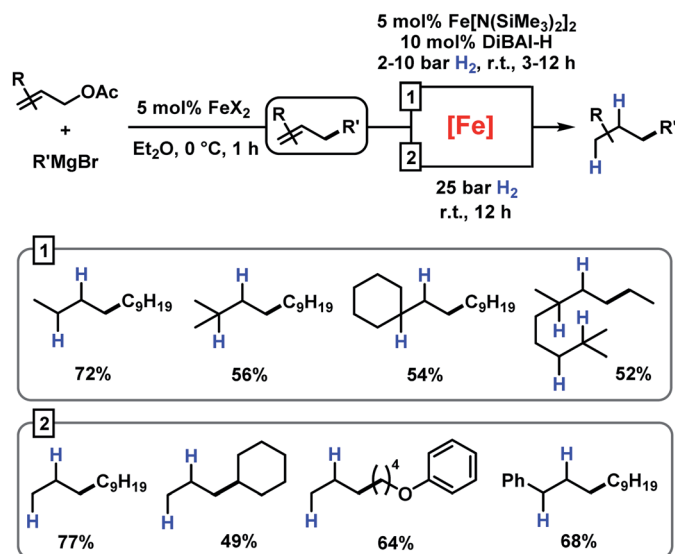
This strategy has enabled the hydrogenation of allylation products in good yields with a $\text{Fe}[\text{N}(\text{SiMe}_3)_2]_2/\text{DiBAL-H}$ (diisobutylaluminium hydride) catalyst under mild conditions (method 1 in Scheme 6).³¹ When not making the effort to work up the crude allylation reactions, sequential hydrogenations can be performed at elevated pressure (25 bar H_2) to afford the alkanes with very similar yields (method 2 in Scheme 6).

Table 6 Halide-containing additives as poisons of iron-catalysed alkene hydrogenations

$\text{allyl-C}_9\text{H}_{19} \xrightarrow[3 \text{ bar H}_2, \text{Et}_2\text{O, r.t., 12 h}]{5 \text{ mol\% Fe}(\text{OAc})_2, 10 \text{ mol\% C}_9\text{H}_{19}\text{MgBr}, 1 \text{ equiv. additive}} \text{alkane-C}_9\text{H}_{19}$			
Entry	Additive	Conversion ^a [%]	Yield ^a [%]
1	—	100	77
2	MgBr_2	19	<1
3	MgCl_2	100	72
4	LiBr	3	<1
5	CHCl_3	0	0

^a Yields determined by quantitative GC-FID vs. internal *n*-pentadecane.





Scheme 6 Sequential iron-catalysed allylation and hydrogenation.

Conclusions

The iron-catalysed allylation of alkyl and aryl Grignard reagents with allyl acetate derivatives operates under very mild conditions with a commercial catalyst. Kinetic experiments suggest a highly active homotopic catalyst. Slow Grignard addition protocols or the presence of electrophilic additives (e.g. chloroform) enhanced catalyst activity and lifetime. The sequential combination of the iron-catalysed allylation of alkyl-magnesium halides with an iron-catalysed hydrogenation of the resultant alkenes results in a formal sp^3 - sp^3 -cross-coupling that proved otherwise challenging. The presence of high bromide concentrations inhibited the hydrogenation step.

Conflicts of interest

There are no conflicts to declare.

Acknowledgements

This work was generously supported by the European Research Council (CoG 683150) and the University of Hamburg.

Notes and references

- A. de Meijere and F. Diederich, *Metal-Catalyzed Cross-Coupling Reactions*, Wiley-VCH, Weinheim, 2004.
- E.-i. Negishi, *Angew. Chem., Int. Ed.*, 2011, **50**, 6738.
- C. C. C. Johansson Seechurn, M. O. Kitching, T. J. Colacot and V. Snieckus, *Angew. Chem., Int. Ed.*, 2012, **51**, 5062.
- A. Fürstner, *ACS Cent. Sci.*, 2016, **2**, 778.
- W. M. Czaplik, M. Mayer, J. Cvengros and A. Jacobi von Wangelin, *ChemSusChem*, 2009, **2**, 396.
- I. Bauer and H.-J. Knölker, *Chem. Rev.*, 2015, **115**, 3170.
- R. Jana, T. P. Pathak and M. S. Sigman, *Chem. Rev.*, 2011, **111**, 1417.
- M. D. Greenhalgh, A. S. Jones and S. P. Thomas, *ChemCatChem*, 2015, **7**, 190.
- A. S. Jones, J. F. Paliga, M. D. Greenhalgh, J. M. Quibell, A. Steven and S. P. Thomas, *Org. Lett.*, 2014, **16**, 5964.
- B. Plietker and M. Beller, *Iron Catalysis: Fundamentals and Applications*, Springer, Berlin, 2011.
- D.-G. Yu, B.-J. Li and Z.-J. Shi, *Acc. Chem. Res.*, 2010, **43**, 1486.
- A. L. Silberstein, S. D. Ramgren and N. K. Garg, *Org. Lett.*, 2012, **14**, 3796.
- T. Mesganaw and N. K. Garg, *Org. Process Res. Dev.*, 2013, **17**, 29.
- T. Agrawal and S. P. Cook, *Org. Lett.*, 2013, **15**, 96.
- (a) M. Mayer, W. M. Czaplik and A. Jacobi von Wangelin, *Adv. Synth. Catal.*, 2010, **352**, 2147; (b) D. J. Frank, L. Guet, A. Käslin, E. Murphy and S. P. Thomas, *RSC Adv.*, 2013, **3**, 25698.
- D. Gärtner, A. L. Stein, S. Grupe, J. Arp and A. Jacobi von Wangelin, *Angew. Chem., Int. Ed.*, 2015, **54**, 10545.
- S. N. Kessler and J.-E. Bäckvall, *Angew. Chem., Int. Ed.*, 2016, **55**, 3734.
- B. Plietker, *Angew. Chem., Int. Ed.*, 2006, **45**, 1469.
- G. K. Jarugumilli and S. P. Cook, *Org. Lett.*, 2011, **13**, 1904.
- S. J. Ladoulis and K. M. Nicholas, *J. Organomet. Chem.*, 1985, **285**, C13-C16.
- J. L. Roustan, J. Y. Mérour and F. Houlihan, *Tetrahedron Lett.*, 1979, **20**, 3721.
- Y. Xu and B. Zhou, *J. Org. Chem.*, 1987, **52**, 974.
- B. Plietker, *Angew. Chem., Int. Ed.*, 2006, **45**, 6053.
- R. Trivedi and J. A. Tunge, *Org. Lett.*, 2009, **11**, 5650.
- M. Jegelka and B. Plietker, *Org. Lett.*, 2009, **11**, 3462.
- B. Plietker, A. Dieskau, K. Möws and A. Jatsch, *Angew. Chem., Int. Ed.*, 2008, **47**, 198.
- L. Qi, E. Ma, F. Jia and Z. Li, *Tetrahedron Lett.*, 2016, **57**, 2211.
- K. G. Dongol, H. Koh, M. Sau and C. L. L. Chai, *Adv. Synth. Catal.*, 2007, **349**, 1015.
- M. Guisán-Ceinos, F. Tato, E. Buñuel, P. Calle and D. J. Cárdenas, *Chem. Sci.*, 2013, **4**, 1098.
- T. Hatakeyama, T. Hashimoto, K. K. A. D. S. Kathriarachchi, T. Zenmyo, H. Seike and M. Nakamura, *Angew. Chem., Int. Ed.*, 2012, **51**, 8834.
- T. N. Gieshoff, U. Chakraborty, M. Villa and A. Jacobi von Wangelin, *Angew. Chem., Int. Ed.*, 2017, **56**, 3585.
- S. C. Bart, E. Lobkovsky and P. J. Chirik, *J. Am. Chem. Soc.*, 2004, **126**, 13794.
- R. J. Trovitch, E. Lobkovsky, E. Bill and P. J. Chirik, *Organometallics*, 2008, **27**, 1470.
- P.-H. Phua, L. Lefort, J. A. F. Boogers, M. Tristany and J. G. de Vries, *Chem. Commun.*, 2009, 3747.
- C. Rangheard, C. de Julián Fernández, P.-H. Phua, J. Hoorn, L. Lefort and J. G. de Vries, *Dalton Trans.*, 2010, **39**, 8464.
- A. Welther and A. Jacobi von Wangelin, *Curr. Org. Chem.*, 2013, **17**, 326.
- A. J. MacNair, M.-M. Tran, J. E. Nelson, G. U. Sloan, A. Ironmonger and S. P. Thomas, *Org. Biomol. Chem.*, 2014, **12**, 5082.
- For further details, see the ESI†
- G. Cahiez and H. Avedissian, *Synthesis*, 1998, 1199.



- 40 W. Schlenk and W. Schlenk, *Ber. Dtsch. Chem. Ges.*, 1929, **62**, 920.
- 41 J. Kleimark, P.-F. Larsson, P. Emamy, A. Hedström and P.-O. Norrby, *Adv. Synth. Catal.*, 2012, **354**, 448.
- 42 Y. Gartia, S. Pulla, P. Ramidi, C. C. Farris, Z. Nima, D. E. Jones, A. S. Biris and A. Ghosh, *Catal. Lett.*, 2012, **142**, 1397.
- 43 R. H. Crabtree, *Chem. Rev.*, 2012, **112**, 1536.
- 44 J. A. Widegren and R. G. Finke, *J. Mol. Catal. A: Chem.*, 2003, **198**, 317.
- 45 S. Mørup, S. Linderroth, J. Jacobsen and M. Holmblad, *Hyperfine Interact.*, 1992, **69**, 489.
- 46 S. Linderroth and S. Morup, *J. Phys.: Condens. Matter*, 1992, **4**, 8627.
- 47 D. R. Anton and R. H. Crabtree, *Organometallics*, 1983, **2**, 855.
- 48 G. Franck, M. Brill and G. Helmchen in *Organic Syntheses Based on Name Reactions*, ed. A. Hassner and C. Stumer, Elsevier, Burlington, 2002, p. 55.
- 49 A. Hedström, Z. Izakian, I. Vreto, C.-J. Wallentin and P.-O. Norrby, *Chem.-Eur. J.*, 2015, **21**, 5946.
- 50 R. B. Bedford, *Acc. Chem. Res.*, 2015, **48**, 1485.
- 51 P. Neate, M. D. Greenhalgh, W. W. Brennessel, S. P. Thomas and M. L. Neidig, *J. Am. Chem. Soc.*, 2019, **141**, 10099.
- 52 D. Griller and K. U. Ingold, *Acc. Chem. Res.*, 2002, **13**, 317.
- 53 R. P. Yu, J. M. Darmon, J. M. Hoyt, G. W. Margulieux, Z. R. Turner and P. J. Chirik, *ACS Catal.*, 2012, **2**, 1760.
- 54 A. Welther, M. Bauer, M. Mayer and A. Jacobi von Wangelin, *ChemCatChem*, 2012, **4**, 1088.
- 55 T. N. Gieshoff, M. Villa, A. Welther, M. Plois, U. Chakraborty, R. Wolf and A. Jacobi von Wangelin, *Green Chem.*, 2015, **17**, 1408.
- 56 D. Gärtner, A. Welther, B. R. Rad, R. Wolf and A. Jacobi von Wangelin, *Angew. Chem., Int. Ed.*, 2014, **53**, 3722.
- 57 P. J. Chirik, *Acc. Chem. Res.*, 2015, **48**, 1687.
- 58 K. Junge, K. Schröder and M. Beller, *Chem. Commun.*, 2011, **47**, 4849.

