

Synthetic Communications: An International Journal for Rapid Communication of Synthetic Organic Chemistry

Publication details, including instructions for authors and subscription information:

<http://www.tandfonline.com/loi/lcyc20>

Fe-HCl: An Efficient Reagent for Deprotection of Oximes as well as Selective Oxidative Hydrolysis of Nitroalkenes and Nitroalkanes to Ketones

Prasun K. Pradhan^a, Sumit Dey^a, Parasuraman Jaisankar^a & Venkatachalam S. Giri^a

^a Department of Medicinal Chemistry, Indian Institute of Chemical Biology, Calcutta, India

Version of record first published: 21 Aug 2006

To cite this article: Prasun K. Pradhan, Sumit Dey, Parasuraman Jaisankar & Venkatachalam S. Giri (2005): Fe-HCl: An Efficient Reagent for Deprotection of Oximes as well as Selective Oxidative Hydrolysis of Nitroalkenes and Nitroalkanes to Ketones, *Synthetic Communications: An International Journal for Rapid Communication of Synthetic Organic Chemistry*, 35:7, 913-922

To link to this article: <http://dx.doi.org/10.1081/SCC-200051681>

PLEASE SCROLL DOWN FOR ARTICLE

Full terms and conditions of use: <http://www.tandfonline.com/page/terms-and-conditions>

This article may be used for research, teaching, and private study purposes. Any substantial or systematic reproduction, redistribution, reselling, loan, sub-licensing, systematic supply, or distribution in any form to anyone is expressly forbidden.

The publisher does not give any warranty express or implied or make any representation that the contents will be complete or accurate or up to date. The accuracy of any instructions, formulae, and drug doses should be independently verified with primary sources. The publisher shall not be liable for any loss, actions, claims, proceedings, demand, or costs or damages whatsoever or howsoever caused arising directly or indirectly in connection with or arising out of the use of this material.

Fe-HCl: An Efficient Reagent for Deprotection of Oximes as well as Selective Oxidative Hydrolysis of Nitroalkenes and Nitroalkanes to Ketones

Prasun K. Pradhan, Sumit Dey, Parasuraman Jaisankar, and
Venkatachalam S. Giri

Department of Medicinal Chemistry, Indian Institute of Chemical
Biology, Calcutta, India

Abstract: Fe-HCl mixture was found to selectively perform oxidative hydrolysis of the nitroalkenes **1a–j** and nitroalkanes **2a–j** to the ketones **3a–j**. Also, the reagent was observed to deprotect the oximes **7a–j** to carbonyl compounds **8a–j** in excellent yields.

Keywords: Deprotection of oximes, Fe, HCl, hydrolysis, ketones, nitroalkanes, nitroalkenes, oxidation

INTRODUCTION

Nitro compounds are important intermediates in synthetic organic chemistry because they can be converted easily into other desired functional groups. The formation of ketones and aldehydes by oxidative hydrolysis from the corresponding nitroalkanes is one of the important transformations that has tremendous synthetic utility. Nef reaction^[1] involves oxidative hydrolysis of the nitronate salts of primary or secondary nitroalkanes to aldehydes or ketones under strong acidic conditions. Kornblum et al. have used potassium permanganate

Received November 11, 2004

Address correspondence to Venkatachalam S. Giri, Department of Medicinal Chemistry, Indian Institute of Chemical Biology, 4, Raja S. C. Mullick Road, Calcutta 700 032, India. Tel.: +91-33-24733491; Fax: +91-33-24735197; E-mail: vsgiri@iicb.res.in

for converting nitroparaffin salts to ketones and aldehydes in good yield.^[2] It is also known that ozonolysis of the nitroalkenes results in the formation of the carbonyl compounds. Later it was observed by McMurry et al. that nitroalkanes upon treatment with Ti(III)chloride followed by hydrolysis, afford the aldehydes in good yield. In a recent review,^[1b] Ballini et al. have given an up-to-date account of Nef reaction and its applications.

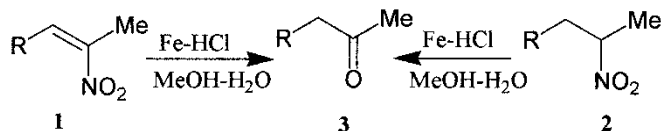
RESULTS AND DISCUSSION

In the course of preparation of some aryl ethylamine derivatives, we observed that Fe-HCl could bring about the oxidative hydrolysis of both secondary nitroalkenes **1a-j** and nitroalkanes **2a-j** to the ketones **3a-j** in very good yield (Scheme 1). Usually a mixture of iron and aqueous hydrochloric acid is used for reduction of nitro groups to amino groups. This is the first report of such an oxidative hydrolysis of both nitroalkanes and nitroalkenes to the ketones using Fe and hydrochloric acid. The results are summarized in Table 1.

Interestingly, the reagent selectively converts the nitroalkenes **1a-j** and nitroalkanes **2a-j** that have a methyl group α - to the NO₂ functionality to the ketones **3a-j**, whereas those having an α -hydrogen **4a-d** and **5a-d** are reduced to the corresponding amines **6a-d** (Scheme 2), and the yields are summarized in Table 2.

The nitroalkenes **1a-j** or **4a-d** obtained from the condensation by standard procedures of the aldehydes and nitroethane or nitromethane, respectively, are reduced to the corresponding nitroalkanes **2a-j** or **5a-d** by using NaBH₄-Dioxane-ethanol.^[3]

Oximes are important derivatives used for both purification and isolation of carbonyl compounds. Carbonyl compounds are easily converted into oximes by refluxing with hydroxylamine hydrochloride in ethanol. The oximes are potential intermediates in organic synthesis.^[4] Oximes not only serve as protecting groups for carbonyl compounds^[4b] but also have other uses such as preparation of nitriles, preparation of amides *via* Beckmann rearrangement, or to activate the carbonyl groups. However, the methods so far developed to regenerate carbonyl compounds from oximes consist of oxidative or reductive reaction. Most of the methods involve reagents that are often hazardous or very toxic, expensive, or not readily available. Although deprotection of oximes is well known, our method is a very



Scheme 1.

Table 1. Conversion of nitroalkenes **1a–j** and nitroalkanes **2a–j** to ketones **3a–j**

Entry	Substrates 1 or 2 R =	Products 3	Percent of yield (isolated)	
			From 1	From 2
a	phenyl	1-phenyl-propan-2-one	82	85
b	4-methoxyphenyl	1-(4-methoxy-phenyl)-propan-2-one	80	82
c	4-hydroxy-3-methoxyphenyl	1-(4-hydroxy-3-methoxy-phenyl) propan-2-one	90	95
d	3,4,5-trimethoxyphenyl	1-(3,4,5-trimethoxy-phenyl)propan-2-one	80	85
e	4-hydroxyphenyl	1-(4-hydroxy-phenyl)-propan-2-one	81	84
f	3-indolyl	1-(1H-indol-3-yl) propan-2-one	78	85
g	1-benzo-(1,3)dioxole-5-yl	1-benzo-(1,3)-dioxole-5-yl propan-2-one	85	89
h	4-nitrophenyl	1-(4-amino-phenyl)propan-2-one	83	80
i	2-furyl	1-(furan-2-yl) propan-2-one	75	81
j	3-nitro-4-(methoxycarbonylmethoxy)-phenyl	6-(2-oxo-propyl)-4H-benzo-(1,4)-oxazin-3-one	92	95

simple, efficient, and facile method for deprotection of oximes (Scheme 3). The yields of carbonyl compounds **8a–j** from their oximes **7a–j** are summarized in Table 3. The reaction takes place only when a mixture of Fe and HCl is used but does not occur in the absence of one of them (Fe or HCl).

It is well known that reduction of nitro groups to the amines takes place through the intermediacy of the nitroso derivatives of the oximes. We believe that in the cases of nitroalkenes **1a–j** and nitroalkanes **2a–j**, because of the presence of a methyl group α to the NO_2 functionality, oximes are generated that subsequently undergo oxidative hydrolysis to the ketones **3a–j**. On the other hand, nitroalkenes **4a–d** and nitroalkanes **5a–d** are

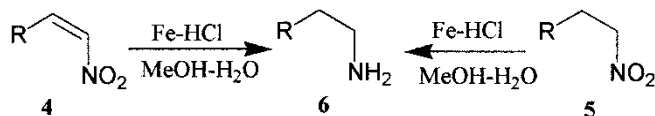
**Scheme 2.**

Table 2. Conversion of nitroalkenes **4a–d** and nitroalkanes **5a–d** to the amines **6a–d**

Entry	Substrate 4 or 5	Percent yield of 6 (isolated)	
		From 4	From 5
a	3,4,5- trimethoxyphenyl	72	75
b	benzo-(1,3)-dioxole-5-yl	70	71
c	phenyl	63	65
d	3-indolyl	71	76

converted to the nitroso group, which spontaneously undergoes reduction to the corresponding amines **6a–d** through the intermediacy of the hydroxylamines.

In conclusion, the Fe and aq. HCl system is an efficient reagent for deprotection of oximes and also for selective conversion of both nitroalkenes and nitroalkanes to the same ketones.

EXPERIMENTAL

All melting points were determined in open capillaries on SPAC-N-SERVICE (India) capillary melting point apparatus and are uncorrected. IR spectra were recorded on a JASCO-FT-IR Model 410 using samples as KBr plates. ^1H NMR (300 MHz) and ^{13}C NMR (75 MHz) were recorded on a Bruker DPX 300 NMR instrument using TMS as internal standard. Elemental analyses were done on a PERKIN ELMER 2400 Series II CHNS/O analyzer. Mass spectra ESI and EI were recorded on Q-TOF Micro mass (LCMS) spectrometer and JEOL-AX-500 spectrometer respectively.

Typical Experimental Procedure for Conversion of Nitro Alkanes or Nitro Alkenes or Oximes to Carbonyl Compounds

To a solution of nitroalkane or nitroalkene or oxime (3 mmol) in a mixture of MeOH (5 mL), H_2O (2 mL), and conc. HCl (2 mL), iron dust (336 mg; 6 mmol) was added in portions and the resulting reaction mixture was

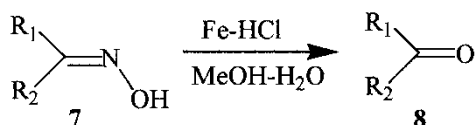
*Scheme 3.*

Table 3. Conversion of oximes **7a–j** to the corresponding carbonyl compounds **8a–j**

Entry	Oximes 7	Carbonyl compounds 8	Percent yield of 8
a	Benzaldehyde oxime	Benzaldehyde	94
b	Benzo(1,3)dioxole-5-carbaldehyde oxime	Benzo(1,3)dioxole-5-carbaldehyde	85
c	Chroman-4-one-oxime	Chroman-4-one	80
d	6-(2-Hydroxyamino-propyl)-4H-benzo(1,4)oxazine-3-one	6-(2-Oxo-propyl)-4H-benzo(1,4)oxazine-3-one	82
e	Furan-2-carbaldehyde oxime	Furan-2-aldehyde	81
f	4-Nitro-benzaldehyde oxime	4-amino-benzaldehyde	90
g	1-(4-Hydroxy-3-methoxy-phenyl)-propan-2-one oxime	1-(4-Hydroxy-3-methoxy-phenyl)-propan-2-one	82
h	1-Phenyl-ethanone oxime	1-Phenyl-ethanone	84
i	Diphenyl-methanone oxime	Diphenyl-methanone	81
j	4-Methoxy benzaldehyde oxime	4-Methoxy benzaldehyde	90

refluxed over a steam bath for 30 min. After complete disappearance of the starting material (monitored by TLC using 1% MeOH in CHCl₃), the reaction mixture was filtered over a bed of celite using MeOH. The filtrate was concentrated and diluted with H₂O (10 mL) either basified in the case of amine products or directly extracted with CHCl₃ (3 × 10 mL). The CHCl₃ layer was then dried (Na₂SO₄), the solvent was removed under reduced pressure, and the residue was chromatographed over silica gel using increasing concentrations of CHCl₃ in petroleum ether or direct crystallization to the desired ketone in pure form. The compounds have been characterized mainly from their physical data, particularly NMR, and confirmed by comparison with authentic specimens obtained by standard procedures.

The following compounds are already known in the literature: **1a**,^[5] **1b**,^[6] **1c**,^[7] **1e**,^[8] **1g**,^[6] **1h**,^[9] **1i**,^[10] **2a**,^[11] **2h**,^[12] **3a**,^[13] **3b**,^[14] **3c**,^[7] **3g**,^[15] **4a**,^[16] **4b**,^[17] **4c**,^[18] **4d**,^[19] **5a**,^[16] **5b**,^[3] **5c**,^[11] **5d**,^[20] **6c**,^[21] **6d**,^[22] **7a**,^[23] **7b**,^[24] **7c**,^[25] **7e**,^[23] **7f**,^[26] **7h**,^[27] **7i**,^[28] and **7j**.^[29]

1,2,3-Trimethoxy-5-(2-nitro-propenyl)benzene (1d). Mp 66–68 °C; IR (KBr): ν = 2940, 2223, 1582, 943, 851 cm⁻¹; ¹H NMR (CDCl₃): δ = 2.49 (s, 3H), 3.90 (s, 9H), 6.66 (s, 2H), 6.86 (s, 1H); MS (ESI): 254 (M + H)⁺. Anal. calcd. for C₁₂H₁₅NO₅: C, 56.91; H, 5.97; N, 5.53. Found: C, 56.79; H, 6.01; N, 5.60.

3-(2-Nitro-propenyl)-1H-indole (1f). Mp 186–188 °C; IR (KBr): ν = 3425, 1627, 1525, 1478, 1269, 1222, 1126, 971, 857, 750 cm⁻¹; ¹H NMR (CDCl₃): δ = 2.54 (s, 3H), 7.27–7.36 (m, 2H), 7.46 (d, *J* = 6.8 Hz,

1H), 7.57 (s, 1H), 7.83 (d, $J = 7.2$ Hz, 1H), 8.52 (s, 1H), 8.74 (brs, NH); MS (ESI): 203 (M + H)⁺. Anal. calcd. for C₁₁H₁₀N₂O₂: C, 65.34; H, 4.98; N, 13.85. Found: C, 65.50; H, 5.02; N, 13.91.

[2-Nitro-4-(2-nitro-propenyl)-phenoxy]acetic acid methyl ester (1j). Liquid; IR (neat): $\nu = 3429, 1641$ cm⁻¹; ¹H NMR (CDCl₃): $\delta = 2.46$ (s, 3H), 3.83 (s, 3H), 4.86 (s, 2H), 7.06 (d, $J = 8.7$ Hz, 1H), 7.59 (d, $J = 8.7$ Hz, 1H), 7.98 (s, 1H), 8.0 (d, $J = 5.1$ Hz, 1H); MS (ESI): 297 (M + H)⁺. Anal. calcd. for C₁₂H₁₂N₂O₇: C, 54.90; H, 4.61; N, 9.15. Found: C, 55.01; H, 4.67; N, 9.21.

1-Methoxy-4-(2-nitro-propyl)benzene (2b). Liquid; IR (neat): $\nu = 2937, 1610, 1549, 757$ cm⁻¹; ¹H NMR (CDCl₃): $\delta = 1.52$ (d, $J = 6.9$ Hz, 3H), 2.95 (dd, $J = 6.66$ Hz, 14.0 Hz, 1H), 3.24 (dd, $J = 6.65$ Hz, 14.0 Hz, 1H), 3.77 (s, 3H), 4.72 (sext, $J = 6.76$ Hz, 1H), 6.83 (d, $J = 8.56$ Hz, 2H), 7.07 (d, $J = 8.22$ Hz, 2H); MS (ESI): 196 (M + H)⁺. Anal. calcd. for C₁₀H₁₃NO₃: C, 61.53; H, 6.71; N, 7.18. Found: C, 61.42; H, 6.78; N, 7.27.

2-Methoxy-4-(2-nitro-propyl)phenol (2c). Liquid; IR (neat): $\nu = 3471, 1548, 1032, 797$ cm⁻¹; ¹H NMR (CDCl₃): $\delta = 1.53$ (d, $J = 6.64$ Hz, 3H), 2.94 (dd, $J = 6.66$ Hz, 14.01 Hz, 1H), 3.24 (dd, $J = 7.50$ Hz, 14.01 Hz, 1H), 3.86 (s, 3H), 4.73 (sext, $J = 6.70$ Hz, 1H), 5.61 (brs, OH), 6.56 (s, 1H), 6.65 (d, $J = 9.9$ Hz, 1H), 6.95 (d, $J = 8.2$ Hz, 1H); MS (ESI): 212 (M + H)⁺. Anal. calcd. for C₁₀H₁₃NO₄: C, 56.86; H, 6.20; N, 6.63. Found: C, 56.68; H, 6.28; N, 6.71.

1,2,3-Trimethoxy-5-(2-nitro-propyl)benzene (2d). Liquid; IR (neat): $\nu = 3430, 1549, 922$ cm⁻¹; ¹H NMR (CDCl₃): $\delta = 1.56$ (d, $J = 6.6$ Hz, 3H), 2.94 (dd, $J = 6.6$ Hz, 14.0 Hz, 1H), 3.28 (dd, $J = 6.6$ Hz, 14.0 Hz, 1H), 3.82 (s, 9H), 4.73 (sext, $J = 6.64$ Hz, 1H), 6.36 (s, 2H); MS (ESI): 256 (M + H)⁺. Anal. calcd. for C₁₂H₁₇NO₅: C, 56.46; H, 6.71; N, 5.49. Found: C, 56.34; H, 6.80; N, 5.57.

4-(2-Nitropropyl)phenol (2e). Liquid; IR (neat): $\nu = 3390, 1546, 770$ cm⁻¹; ¹H NMR (CDCl₃): $\delta = 1.53$ (d, $J = 6.9$ Hz, 3H), 2.94 (dd, $J = 6.5$ Hz, 14.0 Hz, 1H), 3.23 (dd, $J = 6.6$ Hz, 14.0 Hz, 1H), 4.73 (sext, $J = 6.5$ Hz, 1H), 5.29 (brs, OH), 6.78 (d, $J = 6.9$ Hz, 2H), 7.04 (d, $J = 6.9$ Hz, 2H); MS (ESI): 182 (M + H)⁺. Anal. calcd. for C₉H₁₁NO₃: C, 59.66; H, 6.12; N, 7.73. Found: C, 59.54; H, 6.89; N, 7.81.

3-(2-Nitro-propyl)-1H-indole (2f). Liquid; IR (neat): $\nu = 3417, 1546, 745$ cm⁻¹; ¹H NMR (CDCl₃): $\delta = 1.523$ (d, $J = 6.2$ Hz, 3H), 3.16 (dd, $J = 6.2$ Hz, 14.5 Hz, 1H), 3.44 (dd, $J = 7.2$ Hz, 14.5 Hz, 1H), 4.85 (sext, $J = 6.3$ Hz, 1H), 6.91 (s, 1H), 7.08–7.17 (m, 2H), 7.30 (d, $J = 7.6$ Hz, 1H), 7.54 (d, $J = 7.6$ Hz, 1H), 8.03 (brs, NH); MS (ESI): 205 (M + H)⁺. Anal. calcd. for C₁₁H₁₂N₂O₂: C, 64.69; H, 5.92; N, 13.72. Found: C, 64.54; H, 5.99; N, 13.83.

5-(2-Nitro-propyl)benzo(1,3)dioxole (2g). Liquid; IR (neat): $\nu = 2900, 1550, 930$ cm⁻¹; ¹H NMR (CDCl₃): $\delta = 1.53$ (d, $J = 6.6$ Hz,

3H), 2.92 (dd, $J = 6.6$ Hz, 14.0 Hz, 1H), 3.22 (dd, $J = 7.6$ Hz, 14.0 Hz, 1H), 4.71 (sext, $J = 6.8$ Hz, 1H), 5.93 (s, 2H), 6.61 (d, $J = 7.8$ Hz, 1H), 6.63 (s, 1H), 6.74 (d, $J = 7.8$ Hz, 1H); MS (ESI): 210 ($M + H$)⁺. Anal. calcd. for C₁₀H₁₁NO₄: C, 57.41; H, 5.30; N, 6.70. Found: C, 57.30; H, 5.39; N, 6.78.

2-(2-Nitro-propyl)furan (2i). Liquid; IR (neat): $\nu = 3420, 1537, 756$ cm⁻¹; ¹H NMR (CDCl₃): $\delta = 1.57$ (d, $J = 6.7$ Hz, 3H), 2.37 (dd, $J = 7.2$ Hz, 15.2 Hz, 1H), 3.80 (dd, $J = 6.7$ Hz, 15.2 Hz, 1H), 4.84 (sext, $J = 6.8$ Hz, 1H), 6.13 (d, $J = 2.53$ Hz, 1H), 6.30 (d, $J = 2.8$ Hz, 1H), 7.33 (s, 1H); MS (ESI): 156 ($M + H$)⁺. Anal. calcd. for C₇H₉NO₃: C, 54.19; H, 5.85; N, 9.03. Found: C, 54.05; H, 5.92; N, 9.10.

(2-Nitro-4-(2-nitro-propyl)phenoxy(acetic acid methyl ester (2j). Liquid; IR (neat): $\nu = 3439, 1743, 1626, 814, 755$ cm⁻¹; ¹H NMR (CDCl₃): $\delta = 1.59$ (d, $J = 6.7$ Hz, 3H), 3.04 (dd, $J = 5.8$ Hz, 14.4 Hz, 1H), 3.30 (dd, $J = 8.3$ Hz, 14.4 Hz, 1H), 3.80 (s, 3H), 4.74 (s, 2H), 4.75–4.80 (m, 1H), 6.94 (d, $J = 8.6$ Hz, 1H), 7.30 (d, $J = 8.6$ Hz, 1H), 7.71 (s, 1H); MS (ESI): 299 ($M + H$)⁺. Anal. calcd. for C₁₂H₁₄N₂O₇: C, 48.32; H, 4.73; N, 9.39. Found: C, 48.21; H, 4.80; N, 9.46.

1-(3,4,5-Trimethoxy-phenyl)propan-2-one (3d). Liquid; IR (neat): $\nu = 3513, 1710, 1590, 917$ cm⁻¹; ¹H NMR (CDCl₃): $\delta = 2.18$ (s, 3H), 3.63 (s, 2H), 3.84 (s, 9H), 6.41 (s, 2H); MS (ESI): 225 ($M + H$)⁺. Anal. calcd. for C₁₂H₁₆O₄: C, 64.27; H, 7.19. Found: C, 64.41; H, 7.26.

1-(4-Hydroxy-phenyl)propan-2-one (3e). Liquid; IR (neat): $\nu = 3357, 1698, 1513, 757$ cm⁻¹; ¹H NMR (CDCl₃): $\delta = 2.16$ (s, 3H), 3.63 (s, 2H), 6.40 (brs, OH), 6.80 (d, $J = 8.30$ Hz, 2H), 7.02 (d, $J = 8.30$ Hz, 2H); MS (ESI): 151 ($M + H$)⁺. Anal. calcd. for C₉H₁₀O₂: C, 71.98; H, 6.71. Found: C, 71.86; H, 6.77.

1-(1H-Indol-3-yl)propan-2-one (3f). Mp 104–106°C. IR (KBr): $\nu = 3327, 1708, 752$ cm⁻¹; ¹H NMR (CDCl₃): $\delta = 2.15$ (s, 3H), 3.8 (s, 2H), 7.07 (s, 1H), 7.10–7.23 (m, 2H), 7.34 (d, $J = 7.71$ Hz, 1H), 7.52 (d, $J = 7.71$ Hz, 1H), 8.2 (brs, NH); MS (ESI): 174 ($M + H$)⁺. Anal. calcd. for C₁₁H₁₁NO: C, 76.28; H, 6.40; N, 8.09. Found: C, 76.13; H, 6.46; N, 8.15.

1-(4-Amino-phenyl)propan-2-one (3h). Liquid; IR (neat): $\nu = 3363, 1703, 1624, 1515$ cm⁻¹; ¹H NMR (CDCl₃): $\delta = 2.14$ (s, 3H), 3.57 (s, 2H), 4.17 (brs, NH₂), 6.49 (d, $J = 8.41$ Hz, 2H), 7.14 (d, $J = 7.95$ Hz, 2H); MS (ESI): 150 ($M + H$)⁺. Anal. calcd. for C₉H₁₁NO: C, 72.46; H, 7.43; N, 9.39. Found: C, 72.33; H, 7.50; N, 9.48.

1-Furan-2-yl-propan-2-one(3i). Liquid; IR (neat): $\nu = 3282, 2923, 1712, 743$ cm⁻¹; ¹H NMR (CDCl₃): $\delta = 1.88$ (s, 3H), 3.52 (s, 2H), 6.12 (d, $J = 2.22$ Hz, 1H), 6.20 (d, $J = 2.90$ Hz, 1H), 7.33 (s, 1H); MS (ESI): 125 ($M + H$)⁺. Anal. calcd. for C₇H₈O₂: C, 67.73; H, 6.50. Found: C, 67.99; H, 6.58.

6-(2-Oxo-propyl)-4H-benzo(1,4-oxazine-3-one (3j). Mp 154–156°C; IR (KBr): $\nu = 3197, 1710, 1688, 800$ cm⁻¹; ¹H NMR (CDCl₃): $\delta = 2.18$ (s, 3H), 3.64 (s, 2H), 4.61 (s, 2H), 6.67 (s, 1H), 6.79 (d, $J = 8.16$ Hz, 1H),

6.93 (d, $J = 8.16$ Hz, 1H), 8.86 (brs, NH); ^{13}C NMR (CDCl_3): ($\delta = 29.82$, 50.25, 67.51, 117.28, 117.50, 125.56, 126.75, 129.08, 143.12, 166.80, and 206.79; MS (ESI): 206 ($\text{M} + \text{H}$) $^+$. Anal. calcd. for $\text{C}_{11}\text{H}_{11}\text{NO}_3$: C, 64.38; H, 5.40; N, 6.83. Found: C, 64.50; H, 5.59; N, 6.90.

2-(3,4,5-Trimethoxy-phenyl)ethylamine (6a). Liquid; IR (neat): $\nu = 3412$, 1645, 996, 826 cm^{-1} ; ^1H NMR (CDCl_3): $\delta = 2.73$ (t, $J = 6.78$ Hz, 2H), 2.98 (t, $J = 6.74$ Hz, 2H), 2.91 (brs, $2 \times \text{NH}$), 3.84 (s, 9 H), 6.43 (s, 2H); ^{13}C NMR (CDCl_3): ($\delta = 39.02$, 46.12, 61.27 ($2 \times \text{C}$), 65.78, 111.01 ($2 \times \text{C}$), 137.95, 141.82, 158.42 ($2 \times \text{C}$); MS: 212 ($\text{M} + \text{H}$) $^+$. Anal. calcd. for $\text{C}_{11}\text{H}_{17}\text{NO}_3$: C, 62.54; H, 8.11; N, 6.63. Found: C, 62.42; H, 8.15; N, 6.69.

2-Benzo(1,3(dioxole-5-yl)-ethylamine (6b). Liquid; IR (neat): $\nu = 3412$, 1653, 809 cm^{-1} ; ^1H NMR (CDCl_3): $\delta = 1.74$ (brs, NH_2), 2.66 (t, $J = 6.69$ Hz, 2H), 2.91 (t, $J = 6.57$ Hz, 2H), 5.91 (s, 2H), 6.50–6.80 (m, 3H); MS (ESI): 166 ($\text{M} + \text{H}$) $^+$. Anal. calcd. for $\text{C}_9\text{H}_{11}\text{NO}_2$: C, 65.44; H, 6.71; N, 8.48. Found: C, 65.31; H, 6.78; N, 8.54.

6-(2-Hydroxyimino-propyl)-4H-benzo-(1,4)oxazine-3-one (7d). Mp 143–144°C; IR (KBr): $\nu = 3216$, 1688, 806 cm^{-1} ; ^1H NMR (CDCl_3): $\delta = 1.65$ (s, 3H), 3.16 (s, 2H), 3.18 (s, 2H), 6.70–7.06 (m, 3, H), 10.49 (brs, 1H), 10.66 (s, 1H); ^{13}C NMR ($\text{DMSO}-d_6$): ($\delta = 13.78$, 41.48, 67.59, 116.76, 116.89, 124.25, 128.11, 132.57, 142.77, 155.28, 165.83; MS (ESI): 221 ($\text{M} + \text{H}$) $^+$. Anal. calcd. for $\text{C}_{11}\text{H}_{12}\text{N}_2\text{O}_3$: C, 59.99; H, 5.49; N, 12.72. Found: C, 59.83; H, 5.54; N, 12.78.

1-(4-Hydroxy-3-methoxy-phenyl)propan-2-one oxime (7g). Liquid; IR (neat): $\nu = 3370$, 1661, 1514, 793 cm^{-1} ; ^1H NMR (CDCl_3): $\delta = 1.79$ (s, 3H), 3.41 (s, 2H), 3.79 (s, 3H), 3.85 (s, 1H), 6.66–6.90 (m, 4H); MS (ESI): 196 ($\text{M} + \text{H}$) $^+$. Anal. calcd. for $\text{C}_{10}\text{H}_{13}\text{NO}_3$: C, 61.53; H, 6.71; N, 7.18. Found: C, 61.42; H, 6.79; N, 7.24.

ACKNOWLEDGMENT

S. D. thanks University Grants Commission, New Delhi, India, for Junior Research Fellowship and the other authors thank Council of Scientific and Industrial Research, New Delhi, India, for the generous grant.

REFERENCES

1. (a) Nef, J. K. Formation of aldehydes and ketones from primary and secondary nitroalkanes, respectively, by treatment of their salts with sulfuric acid. *Ann. Chem.* **1894**, 280, 263; (b) Ballini, R.; Petrini, M. Recent synthetic developments in the nitro to carbonyl conversion Nef reaction. *Tetrahedron* **2004**, 60, 1017–1047 and references cited therein.
2. Kornblum, N.; Erickson, A. S.; Kelly, W. J.; Henggeler, B. Conversion of nitro paraffins into aldehydes and ketones. *J. Org. Chem.* **1982**, 47, 4534–4538.

3. Bhattacharjya, A.; Mukhopadhyay, R.; Pakrashi, S. C. Sodium borohydride reduction of nitrostyrenes by reverse addition: a simple and efficient method for the large-scale preparation of phenylnitroethanes. *Synthesis* **1985**, 886–887.
4. (a) Preparation and the Synthetic Utility of Oximes; Sandler, S. R.; Karo, W. *Organic Functional Group Preparations*, 2nd Ed.; Academic Press: San Diego, 1989; 431–476; (b) Green, T. G.; Wuts, P. G.M. *Protective Groups in Organic Synthesis*, 2nd Ed.; John Wiley & Sons: Toronto, 1999; Vol. 3 pp. 172–223.
5. Mourad, M. S.; Verma, R. S.; Kabalka, G. W. Reduction of alpha, beta-unsaturated nitro compounds with boron hydrides: a new route to N-substituted hydroxylamines. *J. Org. Chem.* **1985**, 50, 133–135.
6. Karmarkar, S. N.; Kelkar, S. L.; Wadia, M. S. A simple unusual one step conversion of aromatic aldehydes into nitriles. *Synthesis* **1985**, 510–512.
7. Pearl, I. A.; Beyer, D. L. Reactions of vanillin and its derived compounds, XII: benzyl methyl ketones derived from vanillin and its related compounds. *J. Org. Chem.* **1951**, 16, 221–224.
8. Gairaud, C. B.; Lappin, G. R. The synthesis of ω -nitrostyrenes. *J. Org. Chem.* **1953**, 18, 1–3.
9. Schales, O.; Graefe, H. A. Arylnitroalkenes: a new group of antibacterial agents. *J. Am. Chem. Soc.* **1952**, 74, 4486–4490.
10. Rosini, G.; Ballini, R.; Petrini, M.; Sorrenti, P. A convenient synthesis of 1-(2-furyl)-2-nitroalk-1-enes on alumina surface without solvent. *Synthesis* **1985**, 515–517.
11. Bachman, G. B.; Maleski, R. J. Nitration studies. XVIII. conversion of lower nitroalkanes to higher members of the series. *J. Org. Chem.* **1972**, 37, 2810–2814.
12. Huber, D.; Andermann, G.; Leclerc, G. Selective reduction of aromatic/aliphatic nitro groups by sodium sulfide. *Tetrahedron Lett.* **1988**, 29, 635–638.
13. Chou, T. S.; Hung, S. B. Non-Wittig type reaction of Tebbe reagent with acyl chloride. *Tetrahedron Lett.* **1983**, 24, 2169–2170.
14. Kosugi, M.; Suzuki, M.; Hagiwara, I.; Goto, K.; Saitoh, K.; Migita, T. A new palladium catalyzed aromatic acetylation by acetonyltributyltin. *Chem. Lett.* **1982**, 939–940.
15. Elks, J.; Hey, D. H. β -3,4-Methylenedioxyphenyl isopropyl amine. *J. Chem. Soc.* **1943**, 15–16.
16. Dauzonne, D.; Royer, R. A versatile synthesis of 1-aryl-2-nitro-3-(3,4,5-trimethoxyphenyl)-propenes as precursors of novel mescaline derivatives. *Chem. Pharma. Bull.* **1986**, 34, 1628–1633.
17. Barton, D. H.R.; Bhakuni, D. S.; Chapman, G. M.; Kirby, G. W. Phenol oxidation and biosynthesis, Part XV: the biosynthesis of roemerine, anonaine and mecambrianine. *J. Chem. Soc. C* **1967**, 2134–2140.
18. Worrall, D. E.; Marvel, C. S.; Lycan, W. H. β -Nitrostyrene *Organic Syntheses, Coll.*; Vol. 1; 2nd ed. John Wiley & Sons; New York, 1956; pp. 413–415.
19. Buchi, G.; Mark, C.-P. Nitro olefination of indoles and some substituted benzenes with 1-dimethylamino-2-nitroethylene. *J. Org. Chem.* **1977**, 42, 1784–1786.
20. Ranganathan, D.; Rao, C. B.; Ranganathan, S.; Mehrotra, A. K.; Iyengar, R. Nitroethylene: a stable, clean, and reactive agent for organic synthesis. *J. Org. Chem.* **1980**, 45, 1185–1189.
21. Robinson, J. C., Jr.; Snyder, H. R. β -Phenylethyl amine. *Org. Synth.* **1943**, 23, 71–74.
22. Jackson, A. H.; Smith, A. E. The melting point and structure of tryptamine. *J. Chem. Soc.* **1965**, 3498–3500.

23. Auwers, K. V.; Ottens, B. Configuration of stereoisomeric oximes and the structure of oxime N-ethers and aci-nitro derivatives. *Chem. Ber.* **1924**, *57B*, 446–61.
24. Knudsen, R. D.; Morrice, A. G.; Snyder, H. R. p-Cyanophenol from p-nitrobenzaldoxime by an apparent dehydration-displacement, and a suggested modification of the Miller–Loudon conversion of aldehydes to nitriles. *J. Org. Chem.* **1975**, *40*, 2878–2880.
25. Powell, S. G. Beta-phenoxypropionic acid and some of its derivatives. Chromanone. *J. Am. Chem. Soc.* **1923**, *45*, 2708–2711.
26. Forster, M. O.; Dunn, F. P. Interpretation of the Hantzsch–Werner hypothesis. *J. Chem. Soc.* **1909**, *95*, 425–433.
27. Bouveault, J. *Bull. Soc. Chim.* **1897**, *17*, 1020.
28. Lachman, A. Benzophenone oxime. *Org. Synth.* **1930**, *10*, 10–11.
29. Blackwell, M.; Dunn, P. J.; Graham, A. B.; Grigg, R.; Higginson, P.; Saba, I. S.; Pett, T. M. X = Y - ZH systems as potential 1,3-dipoles, Part 56: Cascade 1,3-azaprotio cyclotransfer-cycloaddition reactions between aldoximes and divinyl ketone: the effect of oxime E/Z isomerism on cycloaddition stereoselectivity. *Tetrahedron* **2002**, *58*, 7715–7725.