

Synthesis of (+)-ipalbidine based on 6-exo-trig radical cyclization of a beta-amino radical

JongMyoung Chea, and Derrick L. J. Clive

J. Org. Chem., **Just Accepted Manuscript** • DOI: 10.1021/acs.joc.5b01890 • Publication Date (Web): 24 Sep 2015

Downloaded from <http://pubs.acs.org> on September 29, 2015

Just Accepted

"Just Accepted" manuscripts have been peer-reviewed and accepted for publication. They are posted online prior to technical editing, formatting for publication and author proofing. The American Chemical Society provides "Just Accepted" as a free service to the research community to expedite the dissemination of scientific material as soon as possible after acceptance. "Just Accepted" manuscripts appear in full in PDF format accompanied by an HTML abstract. "Just Accepted" manuscripts have been fully peer reviewed, but should not be considered the official version of record. They are accessible to all readers and citable by the Digital Object Identifier (DOI®). "Just Accepted" is an optional service offered to authors. Therefore, the "Just Accepted" Web site may not include all articles that will be published in the journal. After a manuscript is technically edited and formatted, it will be removed from the "Just Accepted" Web site and published as an ASAP article. Note that technical editing may introduce minor changes to the manuscript text and/or graphics which could affect content, and all legal disclaimers and ethical guidelines that apply to the journal pertain. ACS cannot be held responsible for errors or consequences arising from the use of information contained in these "Just Accepted" manuscripts.



Synthesis of (+)-ipalbidine based on 6-*exo-trig* radical cyclization of a β -amino radical

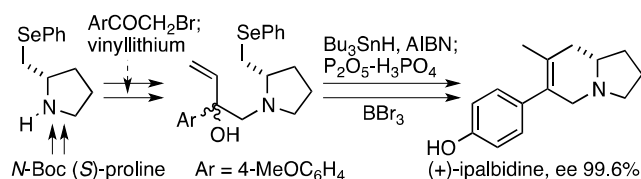
JongMyoung Chea and Derrick L. J. Clive*

Chemistry Department, University of Alberta, Edmonton, Alberta T6G 2G2, Canada

derrick.clive@ualberta.ca

ABSTRACT:

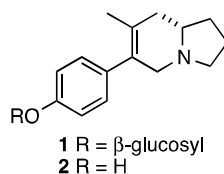
N-Boc (*S*)-proline was converted into (2*S*)-2-[(phenylselanyl)methyl]pyrrolidine which was alkylated on nitrogen with 2-bromo-1-(4-methoxyphenyl)ethan-1-one. Reaction with vinyl lithium, 6-*exo-trigonal* radical cyclization (Bu_3SnH , AIBN, PhMe, 110 °C), dehydration (P_2O_5 , H_3PO_4) and demethylation (BBr_3) gave (+)-ipalbidine with ee >99%.



INTRODUCTION

The hexahydroindolizine alkaloid ipalbine (**1**) and its aglycone (**2**) were each isolated many years ago from seeds of *Ipomoea alba* L.^{1,2} and, subsequently, the aglycone was obtained from *Ipomoea hardwickii* Hemsl.³ and *Ipomoea muricata*.⁴ Compound **2** is reported to be a non-addictive analgesic,⁵ it has anti-inflammatory properties,⁶ exerts an inhibitory effect on the

respiratory burst of leucocytes, and also scavenges oxygen free radicals.⁷ It is likely that ipalbine from some sources is a mixture of β -D-glycosides of racemic ipalbidine.^{8,9}



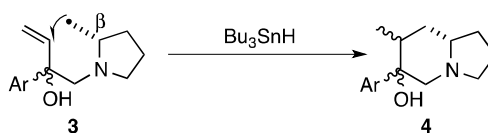
Numerous syntheses (including formal syntheses) of racemic ipalbidine have been described^{8,10} and in one case⁸ the material was resolved by *O*-acetylation and formation of diastereoisomeric salts with (+)- and with (-)-di-*O*-*p*-toluoyl tartaric acid. The isomers of ipalbidine were crystallized from a mixture of benzene and cyclohexane, but the crystals tenaciously retain some of these solvents. However, solvent-free (-)-ipalbidine was obtained as a glass by distillation (150 °C, 0.1 Torr) and it then had $[\alpha]_D^{25} -237$ (*c* 1, CHCl₃) and $[\alpha]_D^{25} -190.5$ (*c* 1, MeOH).⁸

Five syntheses of (+)-ipalbidine have been reported,¹¹ but some of the observed optical rotations $[[\alpha]_D +158.6$ (*c* 0.8, MeOH);^{11b} $[\alpha]_D +189.4$ (*c* 1, CHCl₃);^{11b} $[\alpha]_D +202$ (*c* 1, CHCl₃);^{11c} $[\alpha]_D^{23} +199$ (*c* 1.00, CHCl₃);^{11d} $[\alpha]_D^{20} +213.1$ (*c* 1, CHCl₃)^{11e}] differ significantly¹² from the above numerical value measured⁸ on distilled material. However, mechanistic considerations support the conclusion that the ee values of the products from these syntheses were very high. Only in two cases^{11c,d} have the synthetic compounds been evaluated by chiral HPLC, indicating for (+)-ipalbidine with $[\alpha]_D +202$ (*c* 1, CHCl₃) an ee of 96%^{11c} and for (+)-ipalbidine with $[\alpha]_D^{23} +199$ (*c* 1.00, CHCl₃) an ee of 94%.^{11d}

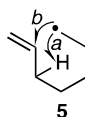
RESULTS AND DISCUSSION

We report a synthesis of (+)-ipalbidine based on 6-*exo-trig* radical cyclization (**3**→**4**) as a key step (Scheme 1). Cyclization of alkyl radicals by a 6-*exo-trig* pathway has been applied in synthesis less frequently than the corresponding 5-*exo* process, part of the reason being that, in the general case, allylic hydrogen abstraction (see arrow *a* in **5**) can compete¹³ with ring closure

SCHEME 1. The synthetic plan.

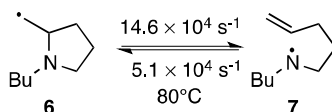


(arrow *b*) unless the distal terminus¹⁴ of the double bond carries an electron-withdrawing or radical-stabilizing group. With structures of type **3** however, such allylic hydrogen abstraction cannot intervene and the geminal substitution (Thorpe-Ingold effect¹⁵) and presence of the heteroatom¹⁶ may facilitate ring closure.



Radical **3** is a β -amino radical and it has been established that such radicals can undergo reversible ring opening and ring closure.^{17,18} In particular, the rate constants at 80 °C for opening of radical **6** and closing of the resulting aminyl radical **7** have been determined¹⁷ to be $14.6 \times 10^4 \text{ s}^{-1}$ and $5 \times 10^4 \text{ s}^{-1}$, respectively (Scheme 2). While β -amino radicals have indeed been used to

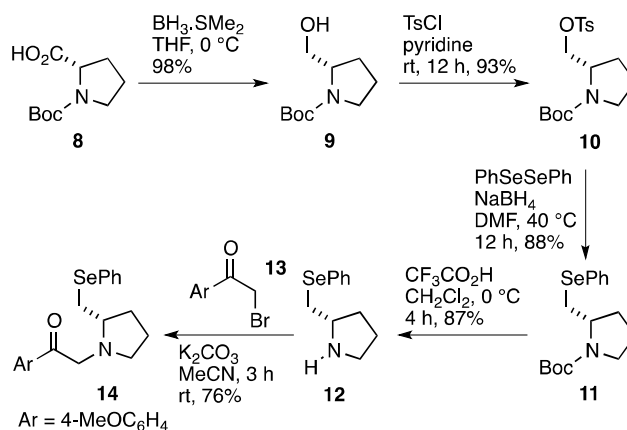
SCHEME 2. Reversible ring opening of β -amino radicals.



construct rings,^{16,19} we have been unable to locate any reports of their application in situations where reversible ring opening would degrade the optical purity of the starting radical. Consequently, our approach to ipalbidine would test the relative rates of the desired 6-*exo* closure and the undesired ring opening and closing pathways under the normally obligatory cyclization conditions of low stannane concentration—a circumstance that would probably favor the incursion of ring opening. In contrast to the situation for *amines*, cyclization of radicals β to nitrogen to generate optically active products have been reported using substrates in which the nitrogen is part of a *lactam*.^{20,21}

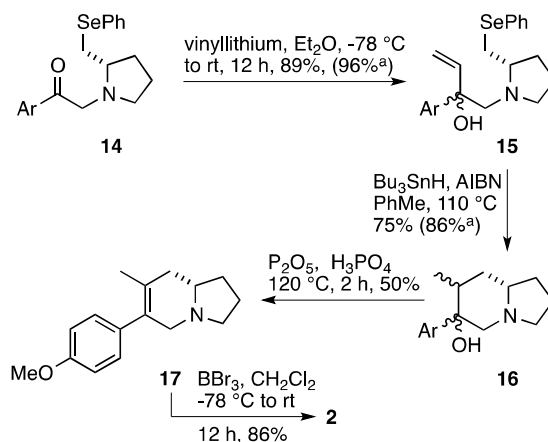
Our starting point was commercial *N*-Boc-proline (**8**) which was reduced (98%) with $\text{BH}_3\cdot\text{SMe}_2$ by a literature procedure²² to the corresponding alcohol (Scheme 3). This was then converted (93%) to its tosylate **10**.²² When the tosylate was treated with the phenylselenide anion, generated *in situ* from PhSeSePh and NaBH_4 in DMF, the selenide **11**²³ was formed in high yield (87%). The *N*-Boc group was then removed in the standard way (**11**→**12**) and the resulting amine was alkylated with 4-methoxyphenacyl bromide (MeCN , K_2CO_3).²⁴

SCHEME 3. Construction of ketone **14**.



The next step required conversion of ketone **14** into a vinyl alcohol. This was best achieved (89%) by the action of freshly-prepared vinyl lithium (from tetravinyltin and MeLi)²⁵ in Et₂O, rather than with vinylmagnesium bromide, so as to obtain the expected mixture of diastereoisomeric alcohols **15** (Scheme 4). Radical cyclization by slow addition of a PhMe

SCHEME 4. Elaboration of ketone **14** to (+)-ipalbidine.



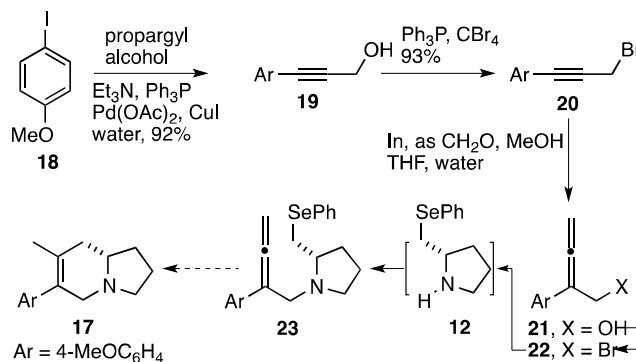
Footnote to Table: ^aCorrected for recovered starting material.

solution of Bu_3SnH and AIBN to a refluxing solution of **15** in the same solvent afforded the required cyclization product as a mixture of stereoisomers. One isomer could be isolated in pure form by preparative layer chromatography and fully characterized. Dehydration of the combined isomers by heating with a mixture of P_2O_5 and 85% H_3PO_4 ²⁶ gave *O*-methyl ipalbidine (**17**), which contained an impurity that could not be removed by chromatography. However, demethylation (86%) with BBr_3 in CH_2Cl_2 at $-78\text{ }^\circ\text{C}$ to room temperature released pure ipalbidine (**2**) and a distilled sample had $[\alpha]_{\text{D}}^{20} +252.45$ (c 1.213, CHCl_3). HPLC analysis showed the material to have an ee of 99.3%.

One interpretation of our results is that ring opening of the intermediate β -amino radical (cf. Scheme 2) does not occur to any significant extent, if at all, and so the optical purity of our starting material was not degraded. However, our experiments do not rule out the possibility that some ring opening occurs and that the resulting radical follows pathways other than ring closure. In either event, it is clear that radical cyclization of β -amino radicals can indeed be used to synthesize compounds of extremely high ee. The present case represents a demanding test because a 6-*exo*-trigonal closure of radicals is significantly slower (at $25\text{ }^\circ\text{C}$ a 0.023-fold reduction in the case of hexenyl radicals²⁷) than the more usual 5-*exo* mode. The rate constant for cyclization of 3-azahex-6-enyl radicals has not been reported.

During the course of this work we looked at the possibility of shortening the route along the lines summarized in Scheme 5. The required allenyl bromide **22** was easily prepared, by analogy with literature procedures for related compounds,^{28,29} as shown in the Scheme.

SCHEME 5. Attempted radical cyclization onto an allene.



Although the N -alkylation step $22 \rightarrow 23$ worked satisfactorily (70%), our attempts to effect radical ring closure ($23 \rightarrow 17$) by the use of Bu_3SnH invariably led to complex mixtures, notwithstanding the fact that several ring closures of alkyl radicals onto allenes have been reported.³⁰ Radical cyclizations onto allenes is not a highly developed subject and we did not establish the reasons for the observed outcome with compound 23.

CONCLUSION

The radical cyclization route we have used gives (+)-ipalbidine with an ee >99%, and the method establishes that reversible opening of the intermediate β -amino radical does not, in practice, interfere with the process, even though the key ring closure is of the relatively slow 6-*exo* type.

EXPERIMENTAL SECTION

General Procedures. Solvents used for chromatography were distilled before use. Commercial thin layer chromatography plates (silica gel, Merck 60F-254) were used. Silica gel for flash chromatography was Merck type 60 (230–400 mesh). Dry solvents were prepared under an inert atmosphere and transferred by syringe or cannula. The symbols s, d, t and q used for ^{13}C NMR

spectra indicate zero, one, two, or three attached hydrogens, respectively, the assignments being made from APT spectra. Solutions were evaporated under water pump vacuum and the residue was then kept under oil pump vacuum. High resolution electrospray mass spectrometric analyses were done with an orthogonal time of flight analyzer and electron ionization mass spectra were measured with a double-focusing sector mass spectrometer.

***tert*-Butyl (2*S*)-2-(hydroxymethyl)pyrrolidine-1-carboxylate (9).²²**

BH₃.SMe₂ (2 M in THF, 6 mL, 12 mmol) was added dropwise to a stirred and cooled (0 °C) solution of *N*-Boc-L-proline (2.0 g, 9.2 mmol) in dry THF (20 mL). When gas evolution ceased the ice bath was removed and stirring was continued overnight. The solution was cooled to 0 °C and MeOH (0.3 mL) was added dropwise. The mixture was extracted with EtOAc, washed with brine, dried (MgSO₄) and evaporated to afford **9** (1.83 g, 98%) as a colorless oil that was used directly in the next step. The material had: FTIR (CH₂Cl₂ cast) 3430, 2974, 2932, 2878, 1695, 1672, 1406, 1171 cm⁻¹; ¹H NMR (CDCl₃, 400 MHz) δ 1.47 (s, 9 H), 1.76–1.84 (m, 2 H), 1.97–2.04 (m, 1 H), 3.28–3.33 (m, 1 H), 3.42–3.44 (m, 1 H), 3.56–3.67 (m, 2 H), 3.80–4.02 (br, 2 H), 4.70–4.72 (br s, 1 H); ¹³C NMR (CDCl₃, 125 MHz) δ 24.1 (t), 28.5 (q), 28.8 (s), 47.6 (t), 60.2 (d), 67.8 (t), 80.2 (t), 157.2 (s); exact mass (electrospray) *m/z* calcd for C₁₀H₁₉NNaO₃ (M + Na) 224.1257, found 224.1253.

***tert*-Butyl (2*S*)-2-[(4-methylbenzenesulfonyl)oxy]methylpyrrolidine-1-carboxylate (10).²²** TsCl (0.84 g, 4.0 mmol) was added as a solid to a stirred solution of *N*-Boc-L-prolinol (**9**) (0.81 g, 4.0 mmol) in dry pyridine (0.8 mL). The mixture was stirred overnight at room temperature, diluted with EtOAc and washed with ice-cold hydrochloric acid (1 N, 27 mL). The

organic extract was washed with saturated aqueous NaHCO_3 and brine, dried (MgSO_4) and evaporated. Flash chromatography of the residue over silica gel (3×20 cm), using 3:7 EtOAc-hexane, gave **10** (1.32 g, 93%) as a colorless oil: $[\alpha]_D^{20} -37.65$ (c 1.07600, CHCl_3); FTIR (CH_2Cl_2 cast) 2976, 2932, 1694, 1177 cm^{-1} ; ^1H NMR (CDCl_3 , 400 MHz) δ 1.38–1.42 (m, 9 H), 1.80–2.00 (m, 4 H), 2.50 (s, 3 H), 3.29–3.35 (m, 2 H), 3.90–4.00 (m, 2 H), 4.10–4.12 (m, 1 H), 7.40 (br s, 2 H), 7.79 (d, $J = 7.9$ Hz, 2 H); ^{13}C NMR (CDCl_3 , 125 MHz) δ 21.6 (q), 22.9 (t), 23.8 (t), 27.7 (t), 28.4 (q), 28.5 (t), 46.5 (t), 46.9 (t), 55.6 (d), 70.0 (s), 79.6 (t), 79.9 (t), 127.9 (d), 129.9 (d), 133.0 (s), 144.7 (s), 144.8 (s), 154.0 (s), 154.4 (s); exact mass (electrospray) m/z calcd for $\text{C}_{17}\text{H}_{25}\text{NNaO}_5\text{S}$ ($M + \text{Na}$) 378.1346, found 378.1342.

***tert*-Butyl (2*S*)-2-[(phenylselanyl)methyl]pyrrolidine-1-carboxylate (**11**).³¹** NaBH_4 (0.20 g, 5.6 mmol) was added to a stirred and warmed (40 °C) solution of PhSeSePh (0.87 g, 2.8 mmol) in dry DMF (8 mL). After 30 min a solution of **10** (1.54 g, 4.3 mmol) in DMF (8 mL) was added and stirring at 40 °C was continued overnight. The mixture was cooled, poured into water and extracted with Et_2O . The combined organic extracts were washed with water and brine, dried (MgSO_4) and evaporated. Flash chromatography of the residue over silica gel (3×20 cm), using increasing amounts of EtOAc in hexane from 5% EtOAc to 30% EtOAc in hexane, gave **11** (1.3 g, 88%) as a yellow oil: $[\alpha]_D^{20} -17.79$ (c 1.07200, CHCl_3); FTIR (CH_2Cl_2 cast) 3070, 2973, 2929, 1693, 1392 cm^{-1} ; ^1H NMR (CDCl_3 , 500 MHz) (rotamers) δ 1.30–1.40 (m, 9 H), 1.70–2.10 (m, 4 H), 2.92–2.96 (m, 1 H), 3.22–3.52 (m, 3 H), 3.97–4.11 (m, 1 H), 7.25–7.28 (m, 3 H), 7.55–7.56 (m, 2 H); ^{13}C NMR (CDCl_3 , 125 MHz) δ 22.8 (t), 23.7 (t), 28.6 (q), 30.4 (t), 30.9 (t), 31.1 (s), 31.9 (s), 46.7 (t), 47.2 (t), 57.1 (d), 79.2 (t), 79.6 (t), 126.5 (d), 127.0 (d), 129.1

(d), 129.9 (s), 130.5 (s), 131.8 (d), 132.9 (d), 154.3 (s), 154.4 (s); exact mass (electron impact) m/z calcd for $C_{16}H_{23}N^{80}SeO_2$ 341.0894, found 341.0896.

(2S)-2-[(Phenylselanyl)methyl]pyrrolidine (12).²³ CF_3CO_2H (5.7 mL) was added dropwise over 1 h to a stirred and cooled (0 °C) solution of **11** (0.57 g, 1.6 mmol) in CH_2Cl_2 (5.7 mL). After the addition stirring at 0 °C was continued for 4 h and then saturated aqueous $NaHCO_3$ was added dropwise until the pH of the solution was 8–9 (indicator paper). The organic phase was dried ($MgSO_4$) and evaporated. Flash chromatography of the residue over silica gel (3 × 20 cm), using 1:19 MeOH- CH_2Cl_2 , gave material that was partitioned between Et_2O and 10%w/v aqueous NaOH. The organic extract was dried and evaporated to give **12** (0.36 g, 87%) as an amber oil: $[\alpha]_D^{20} +24.94$ (c 1.496, $CHCl_3$); FTIR (CH_2Cl_2 cast) 3052, 2960, 2869, 1679, 1478, 1437, 1400, 737 cm^{-1} ; 1H NMR ($CDCl_3$, 400 MHz) δ 1.45–1.52 (m, 1 H), 1.75–1.91 (m, 2 H), 1.94–2.01 (m, 1 H), 2.92–2.96 (m, 2 H), 3.02–3.10 (m, 3 H), 3.35 (quintet, J = 6.9 Hz, 1 H), 7.23–7.29 (m, 3 H), 7.52–7.54 (m, 2 H); ^{13}C NMR ($CDCl_3$, 125 MHz) δ 25.3 (t), 31.7 (t), 34.0 (t), 46.3 (t), 58.5 (d), 127.0 (d), 129.1 (d), 130.1 (s), 132.7 (d); exact mass (electrospray) m/z calcd for $C_{11}H_{16}N^{80}Se$ 242.0442 [$M + H$], found 240.0442.

2-Bromo-1-(4-methoxyphenyl)ethan-1-one (13).²⁴ A solution of Br_2 (0.3 mL, 6.5 mmol) in $CHCl_3$ (10 mL) was added slowly to a stirred solution of *p*-methoxyacetophenone (1.0 g, 6.79 mmol) in $CHCl_3$ (10 mL). The mixture was then stirred overnight, diluted with Et_2O (10 mL) and washed with water. The organic phase was washed with brine, dried ($MgSO_4$) and evaporated. Flash chromatography of the residue over silica gel (3 × 20 cm), using increasing amounts of EtOAc in hexane from 0% to 5% EtOAc in hexane, gave **13** (1.14 g, 73%) as a white

solid: mp 69–70 °C; FTIR (CH₂Cl₂ cast) 3078, 3061, 3011, 2943, 2844, 1685, 1602, 1206 cm⁻¹; ¹H NMR (CDCl₃, 400 MHz) δ 3.90 (s, 3 H), 4.41 (s, 2 H), 6.96–7.02 (m, 2 H), 7.97–8.04 (m, 2 H); ¹³C NMR (CDCl₃, 125 MHz) δ 30.7 (t), 55.6 (q), 114.1 (d), 127.0 (s), 131.4 (d), 164.2 (d), 190.0 (d); exact mass (electrospray) *m/z* calcd for C₉H₉⁷⁹BrNaO₂ (M + Na) 250.9678, found 250.9678.

1-(4-Methoxyphenyl)-2-[(2*S*)-2-[(phenylselanyl)methyl]pyrrolidin-1-yl]ethan-1-one

(14). K₂CO₃ (5.5 g, 4.0 mmol) was added to a stirred solution of amine **12** (580 mg, 2.40 mmol) in dry MeCN (17 mL), followed by bromide **13** (450 mg, 2.0 mmol) (N₂ atmosphere). Stirring at room temperature was continued for 3 h and then water was added. The organic phase was washed with brine, dried (MgSO₄) and evaporated. Flash chromatography of the residue over silica gel (3 × 20 cm), using 1:1 EtOAc-hexane, gave **14** (710 mg, 76%) as a tan-colored oil containing minor impurities (¹H NMR and ¹³C NMR) [We obtained a pure sample of the corresponding racemic material; see Supporting Information for copies of the NMR spectra]. The compound is unstable and should be used within a day: [α]_D²⁰ –18.66 (*c* 1.0200, CHCl₃); FTIR (CH₂Cl₂ cast) 3055, 2925, 2853, 1712, 1601, 1256 cm⁻¹; ¹H NMR (CDCl₃, 400 MHz) δ 1.70–1.90 (m, 3 H), 2.04–2.10 (m, 1 H), 2.43 (q, *J* = 9.1 Hz, 1 H), 2.90–2.97 (m, 1 H), 3.00–3.09 (m, 1 H), 3.13–3.18 (m, 1 H), 3.21–3.25 (m, 1 H), 3.87 (s, 3 H), 3.97 (AB q, *J* = 15.9, Δ*v*_{AB} = 235.7 Hz, 2 H), 6.91–6.95 (m, 2 H), 7.22–7.28 (m, 3 H), 7.47–7.51 (m, 2 H), 8.00–8.04 (m, 2 H); ¹³C NMR (CDCl₃, 125 MHz) δ 22.9 (t), 31.2 (t), 32.9 (t), 54.6 (t), 55.5 (d), 60.3 (t), 63.8 (q), 113.7 (d), 126.7 (d), 129.1 (s), 129.2 (d), 130.6 (d), 130.9 (s), 132.3 (d), 163.6 (s), 196.0 (s); exact mass (electrospray) *m/z* calcd for C₂₀H₂₄NO₂⁸⁰Se (M + H) 390.0968, found 390.0961.

2-(4-Methoxyphenyl)-1-[(2*S*)-2-[(phenylselanyl)methyl]pyrrolidin-1-yl]but-3-en-2-ol

(15). MeLi (1.6 M in Et₂O, 5.2 mL, 8.2 mmol) was added dropwise to a stirred and cooled (0 °C) solution of tetravinyltin (0.37 mL, 2.04 mmol) in Et₂O (40 mL).²⁵ Stirring was continued for 1 h and the solution was then cooled to -78 °C. A solution of ketone **14** (200 mg, 0.51 mmol) in Et₂O (10 mL) was added dropwise at -78 °C, the cold bath was left in place, but not recharged, and stirring was continued overnight. The mixture was cooled to 0 °C, quenched with water, and extracted with Et₂O. The combined organic extracts were dried (MgSO₄) and evaporated. Flash chromatography of the residue over silica gel (2 × 16 cm), using 1:1 EtOAc-hexane, gave **15** [190 mg, 89%, or 96% corrected for recovered **14** (15 mg)] as a pale yellow oil which was a mixture of isomers: FTIR (CH₂Cl₂ cast) 3418, 3070, 3056, 2953, 2834, 1610, 1510, 1248, 1199 cm⁻¹; ¹H NMR (CDCl₃, 400 MHz) δ 1.55–1.85 (m, 4 H), 1.92–2.03 (m, 1 H), 2.35–2.40 (m, 1 H), 2.87–3.00 (m, 3 H), 3.05–3.08 (m, 0.5 H), 3.14–3.18 (m, 0.5 H), 3.30–3.42 (m, 1 H), 3.81–3.82 (two s, 3 H), 4.34–4.48 (two br s, 1 H), 5.11 (ddd, *J* = 1.4, 10.4, 20.4 Hz, 1 H), 5.26 (dd, *J* = 1.4, 16.9 Hz, 0.5 H), 5.48 (dd, *J* = 1.4, 17.1 Hz, 0.5 H), 6.10 (dd, *J* = 16.9, 10.4 Hz, 0.5 H), 6.24 (dd, *J* = 10.4, 16.9 Hz, 0.5 H), 6.86–6.89 (m, 2 H), 7.22–7.30 (m, 3 H), 7.38–7.42 (m, 2 H), 7.48–7.55 (m, 2 H); ¹³C NMR (CDCl₃, 125 MHz) δ 23.7 (t), 23.8 (t), 30.2 (t), 30.5 (t), 33.81 (t), 33.89 (t), 55.2 (q), 56.0 (t), 56.9 (t), 65.0 (d), 65.3 (d), 65.7 (t), 66.6 (t), 74.0 (t), 112.9 (s), 113.2 (s), 113.4 (d), 113.6 (d), 126.2 (d), 126.7 (d), 126.8 (d), 126.9 (d), 129.0 (d), 129.1 (d), 130.4 (s), 132.67 (d), 132.70 (d), 132.74 (d), 137.62 (s), 137.68 (s), 143.5 (d), 144.5 (d), 158.3 (s), 158.4 (s); exact mass (electrospray) *m/z* calcd for C₂₂H₂₇NO₂⁸⁰Se (M + H) 418.1280, found 418.1279.

(8a*S*)-6-(4-Methoxyphenyl)-7-methyloctahydroindolizin-6-ol (16). A solution of Bu₃SnH (0.2 mL, 0.76 mmol) and AIBN (6 mg, 0.03 mmol) in PhMe (2 mL) was added via

syringe pump over 8 h to a stirred and heated (110 °C) solution of **15** (mixture of isomers) (160 mg, 0.38 mmol). Stirring at 110 °C was continued for 2 h after the addition, and the solvent was then evaporated at room temp (waterpump vacuum). Flash chromatography of the residue over 10% KF on silica gel³² (2 × 16 cm) using 1:19 MeOH-EtOAc) gave **16** [75 mg, 75% or 85.9% corrected for recovered **15** (20 mg)] as a light-brown oil which appeared to be a mixture of at least two isomers. Preparative tlc (20 x 20 x 0.215 mm), using 1:4 *i*-PrOH-CH₂Cl₂, allowed isolation of one isomer, which had: FTIR (CH₂Cl₂ cast) 3483, 2962, 2930, 2799, 1512, 1247 cm⁻¹; ¹H NMR (CDCl₃, 400 MHz) δ 0.69 (d, *J* = 6.4 Hz, 3 H), 1.23–1.32 (m, 1 H), 1.42–1.50 (m, 1 H), 1.68–1.94 (m, 6 H), 1.95–2.06 (m, 1 H), 2.21 (q, *J* = 8.8 Hz, 1 H), 2.57 (AB q, *J* = 11.2, Δ*v*_{AB} = 223.8 Hz, 2 H), 2.96 (dt, *J* = 2.3, 8.5 Hz, 1 H), 3.47 (s, 1 H), 3.82 (s, 3 H), 6.87–6.91 (m, 2 H), 7.38–7.42 (m, 2 H); ¹³C NMR (CDCl₃, 125 MHz) δ 15.0 (q), 21.5 (t), 30.6 (t), 35.9 (t), 39.0 (d), 53.3 (t), 55.2 (q), 64.1 (d), 65.5 (t), 73.6 (s), 113.4 (d), 126.1 (d), 136.7 (s), 158.2 (s); exact mass (electrospray) *m/z* calcd for C₁₆H₂₄NO₂ (M + H) 262.1802, found 262.1804.

(8a*S*)-6-(4-Methoxyphenyl)-7-methyl-1,2,3,5,8,8a-hexahydroindolizine (17). P₂O₅ (8.4 mg, 0.06 mmol) was added to a solution of **16** (42 mg, 0.16 mmol) in 85% H₃PO₄ (12.6 mL)²⁶ and the mixture was heated at 120 °C for 2 h, cooled, poured onto ice and basified to pH 12 with powdered KOH. The resulting mixture was extracted with CH₂Cl₂ and the combined organic extracts were washed with brine, dried (MgSO₄) and evaporated. Flash chromatography of the residue over silica gel (1.1 × 15 cm), using 1:19 MeOH-EtOAc, gave **17** (20 mg, 50%) as a colorless oil containing trace impurities (¹H NMR): [α]_D²⁰ +133.76 (*c* 0.676, CHCl₃); FTIR (CH₂Cl₂ cast) 3033, 2956, 2930, 1511 cm⁻¹; ¹H NMR (CDCl₃, 400 MHz) δ 1.49–1.57 (m, 1 H), 1.61 (s, 3 H), 1.76–2.35 (m, 7 H), 2.91–2.95 (m, 1 H), 3.24 (dt, *J* = 8.3, 2.0 Hz, 1 H), 3.64 (d, *J* =

15.4 Hz, 1 H), 3.81 (s, 3 H), 6.86–6.89 (m, 2 H), 7.09–7.13 (m, 2 H); ^{13}C NMR (CDCl_3 , 125 MHz) δ 20.1 (q), 21.4 (t), 30.8 (t), 38.4 (t), 54.1 (t), 55.2 (q), 57.8 (t), 60.2 (d), 113.5 (d), 128.0 (s), 129.8 (d), 130.3 (s), 133.7 (s), 158.2 (s); exact mass (electrospray) m/z calcd for $\text{C}_{16}\text{H}_{22}\text{NO}$ (M + H) 244.1696, found 244.1696.

4-[(8a*S*)-7-Methyl-1,2,3,5,8,8a-hexahydroindolizin-6-yl]phenol [(+)-ipalbidine] (2**).**

BBr_3 (1 M in CH_2Cl_2 , 0.24 mL) was added to a stirred and cooled ($-78\text{ }^\circ\text{C}$) solution of **17** (20 mg, 0.08 mmol) in dry CH_2Cl_2 (1.0 mL).^{11c,d} The cold bath was left in place but not recharged and stirring was continued overnight. The mixture was cooled to $0\text{ }^\circ\text{C}$ and quenched by addition of water. The mixture was stirred and saturated aqueous NaHCO_3 was added until all the dark gummy material dissolved. The mixture was extracted with CH_2Cl_2 and the combined organic extracts were washed with brine, dried (MgSO_4) and evaporated. Flash chromatography of the residue over silica gel ($1.1 \times 15\text{ cm}$), using 1:19 MeOH- CH_2Cl_2 , gave **2** (16 mg, 86%) as a semi-solid: FTIR (CH_2Cl_2 cast) 3030, 2966, 2914, 2878, 2829, 2791, 1609, 1585, 1513, 1445, 1267 cm^{-1} ; ^1H NMR (CDCl_3 , 400 MHz) δ 1.62 (s, 3 H), 1.64–1.68 (m, 1 H), 1.81–1.86 (m, 1 H), 1.98–2.11 (m, 2 H), 2.20–2.33 (m, 3 H), 2.40–2.49 (m, 1 H), 3.10 (d, $J = 15.4\text{ Hz}$, 1 H), 3.30 (dt, $J = 1.5, 9.0\text{ Hz}$, 1 H), 3.53 (d, $J = 15.5\text{ Hz}$), 6.79–6.82 (m, 2 H), 7.00–7.04 (m, 2 H); ^{13}C NMR (CDCl_3 , 125 MHz) δ 20.1 (q), 21.2 (t), 30.2 (t), 37.6 (t), 54.1 (t), 57.7 (t), 60.7 (d), 115.5 (d), 128.3 (s), 129.7 (d), 129.8 (s), 132.1 (s), 155.7 (s); exact mass (electrospray) m/z calcd for $\text{C}_{15}\text{H}_{19}\text{NO}$ (M + H) 230.1539, found 230.1542. Kugelrohr distillation of a sample ($140\text{ }^\circ\text{C}$, 0.005 mmHg) gave (+)-ipalbidine as a glass: $[\alpha]_{\text{D}}^{20} +252.45$ (c 1.21300, CHCl_3) [Lit.⁸ $[\alpha]_{\text{D}}^{25} +233.5$ (c 1, CHCl_3)]. Chiral HPLC analysis [RegisPack CLA-1, 250 x 4.6 cm, hexane/ethanol (90/10) + 0.1% Et_2NH , 1 mL per min, wavelength 254 nm] established the ee as 99.3%. For comparison

purposes racemic ipalbidine was made the same way as the optically active compound, starting with racemic proline.

2-(4-Methoxyphenyl)buta-2,3-dien-1-ol (21).²⁹ Formaldehyde (37% aqueous solution, 0.32 mL, 3.2 mmol) was added to a vigorously stirred solution of 1-(3-bromoprop-1-yl)-4-methoxybenzene²⁸ (**20**) (0.82 g, 3.6 mmol) in 1:1 THF-water (16.4 mL). Indium powder (0.62 g, 5.4 mmol) was added quickly and vigorous stirring was continued for 12 h. The mixture was extracted with CH₂Cl₂ and the combined organic extracts were washed with brine, dried (MgSO₄) and evaporated. Flash chromatography of the residue over silica gel (1.8 × 16 cm), using a gradient of hexane to 5% CH₂Cl₂ in hexane, gave **21** (0.52 g, 82%) as a white solid: mp 65–67 °C; FTIR (CH₂Cl₂ cast) 3367, 3039, 2935, 1940 cm⁻¹; ¹H NMR (CDCl₃, 500 MHz) δ 1.62 (t, *J* = 6.0, 1 H), 3.83 (s, 3 H), 4.55–4.57 (m, 2 H), 5.24 (t, *J* = 2.5, 2 H), 6.89–6.92 (m, 2 H), 7.35–7.39 (m, 2 H); ¹³C NMR (CDCl₃, 125 MHz) δ 55.3 (q), 61.7 (t), 80.3 (s), 105.6 (t), 114.2 (d), 126.0 (s), 127.3 (s), 158.9 (s), 207.2 (s); exact mass (electron impact) *m/z* calcd for C₁₁H₁₂O₂ 176.0837, found 176.0837.

1-(1-Bromobuta-2,3-dien-2-yl)-4-methoxybenzene (22).²⁸ CBr₄ (2.74 g, 0.0081 mol) was added to a stirred solution of **21** (1.2 g, 0.0068 mol) and Ph₃P (2.14 g, 0.0081 mol) in CH₂Cl₂ (25 ml) and stirring was continued at room temperature for 6 h. Evaporation of solvent and flash chromatography of the residue over silica gel (2 × 16 cm), using 1:20 EtOAc-hexane, gave **22** (1.2 g, 73.8%) as a yellow solid: mp 41–45 °C; FTIR (CH₂Cl₂ cast) 3038, 2956, 1934, 1512, 1250 cm⁻¹; ¹H NMR (CDCl₃, 500 MHz) δ 3.85 (s, 3 H), 4.43 (s, 2 H), 5.20 (s, 2 H), 6.92–6.94 (m, 2 H), 7.40–7.42 (m, 2 H); ¹³C NMR (CDCl₃, 125 MHz) δ 32.0 (t), 55.3 (q), 79.3 (t),

103.0 (s), 114.1 (s), 125.1 (d), 127.4 (d), 159.1 (s), 209.2 (s); exact mass (electron impact) m/z calcd for $C_{11}H_{11}O^{79}Br$ 237.9993, found 237.9995.

(2S)-1-[2-(4-Methoxyphenyl)buta-2,3-dien-1-yl]-2-[(phenylselanyl)methyl]pyrrolidine (23). K_2CO_3 (2.76 g, 20.0 mmol) was added to a stirred solution of amine **12** (300 mg, 1.2 mmol) in dry MeCN (8.6 mL) followed by bromide **22** (230 mg, 1.0 mmol) (N_2 atmosphere). Stirring at room temperature was continued for 3 h and then water was added. The organic phase was washed with brine, dried ($MgSO_4$) and evaporated. Flash chromatography of the residue over silica gel (3 × 20 cm), using 3:7 EtOAc-hexane, gave **23** (280 mg, 70%) as a yellow oil: FTIR (CH_2Cl_2 cast) 3056, 2963, 2832, 1940, 1510, 1248 cm^{-1} ; 1H NMR ($CDCl_3$, 400 MHz) δ 1.66–1.76 (m, 3 H), 1.98–2.03 (m, 1 H), 2.30–2.37 (m, 1 H), 2.79–2.83 (m, 1 H), 2.99–3.04 (m, 1 H), 3.06–3.15 (m, 1 H), 3.15–3.19 (m, 1 H), 3.21–3.25 (br d, 1 H), 3.80 (s, 3 H), 3.82–3.86 (m, 1 H), 4.96–5.03 (m, 2 H), 6.85–6.88 (m, 2 H), 7.22–7.27 (m, 3 H), 7.46–7.51 (m, 4 H); ^{13}C NMR ($CDCl_3$, 125 MHz) δ 22.6 (t), 31.3 (t), 33.3 (t), 54.4 (t), 55.3 (q), 55.6 (t), 63.7 (d), 102.5 (t), 113.8 (d), 126.5 (d), 127.68 (s), 127.71 (d), 129.0 (d), 131.2 (s), 132.4 (d), 158.6 (s), 209.7 (s); exact mass (electrospray) m/z calcd for $C_{22}H_{26}NO^{80}Se$ (M + H) 400.1174, found 400.1171.

ACKNOWLEDGEMENTS

We thank the Natural Sciences and Engineering Research Council of Canada for financial support, H. Fu for the Chiral HPLC measurement, Ted Szczerba (Regis Technologies, Inc) for first establishing chiral HPLC conditions, and Dr. R. Sunasee for assistance in the preparation of **12**.

Supporting Information

Copies of NMR spectra of all compounds, copies of chiral HPLC and a complete list of references to the synthesis of racemic ipalbidine. This material is available free of charge via the Internet at <http://pubs.acs.org>.

REFERENCES

(1) (a) Gourley, J. M.; Heacock, R. A.; McInnes, A. G.; Nikolin, B.; Smith, D. G. *Chem. Commun.* **1969**, 709–710. (b) Ikhiri, K.; Koulodo, D. D. D.; Garba, M.; Mamane, S.; Ahond, A.; Poupat, C.; Potier, P. *J. Nat. Prod.* **1987**, *50*, 152–156.

(2) Absolute configuration of (+)-ipalbidine: (a) Fan, Z.; Lu, R.-R.; Lao, X.; Liu, Z.-J. *Youji Huaxue* **1985**, *3*, 249–254; *Chem. Abstr.* 104, 149208. (b) Liu, Z.-J.; Lu, R.-R.; Chen, Q.; Hong, H. *Huaxue Xuebao* **1986**, *44*, 729–733; *Chem. Abstr.* 106, 120114.

(3) Lu, R.-R. *Faming Zhuanli Shenqing Gongkai Shuomingshu* 1987, CN 86100561 A 19871104; *Chem. Abstr.* 111, 84072.

(4) (a) Dawidar, A. M.; Winternitz, F.; Johns, S. R. *Tetrahedron* **1977**, *33*, 1733–1734. (b) Wang, Y.-M.; Li, X.-J.; Wang, Y.-W.; Gu, J.-K.; Zhou, H. *Chin. Trad. Herbal Drugs (Zhongcaoyao)* **2002**, *33*, 111–113; *Chem. Abstr.* 138, 86507.

(5) Zhou, J.; Zhao, G.; Jin, W.; Zheng, W.; Chi, Z. *Zhongguo Yaoli Xuebao* **1988**, *9*, 107–111; *Chem. Abstr.* 108, 179965.

(6) Chen, X.; Chu, Y.; Han, G. *Zhongguo Yaolixue Tongbao* **1998**, *14*, 167–169; *Chem. Abstr.* 129, 339545.

(7) Chen, X.; Chu, Y. *Zhongguo Yaolixue Tongbao* **1988**, *14*, 243–244; *Chem. Abstr.* 130, 60742.

(8) Wick, A. E.; Bartlett, P. A.; Dolphin, D. *Helv. Chim. Acta* **1971**, *54*, 513–522.

(9) Quoted in reference 11a.

(10) The three most recent syntheses of racemic ipalbidine: (a) Sheehan, S. M.; Padwa, A. *J. Org. Chem.* **1997**, *62*, 438–439. (b) Ikeda, M.; Shikaura, J.; Mackawa, N.; Daibuzono, K.; Teranishi, H.; Teraoka, Y.; Oda, N.; Ishibashi, H. *Heterocycles* **1999**, *50*, 31–34. (c) Padwa, A.; Sheehan, S. H.; Straub, C. S. *J. Org. Chem.* **1999**, *64*, 8648–8659.

(11) Syntheses of (+)-ipalbidine: (a) Liu, Z.-J.; Lu, R.-R.; Chen, Q.; Hong, H. *Acta Chimica Sinica* **1985**, *3*, 262–265. (b) Honda, T.; Namiki, H.; Nagase, H.; Mizutani, H. *ARKIVOC* 2003, viii, 188–198; preliminary communication: Honda, T.; Namiki, H.; Nagase, H.; Mizutani, H. *Tetrahedron Lett.* **2003**, *44*, 3035–3038. (c) Niphakis, M. J.; Georg, G. I. *J. Org. Chem.* **2010**, *75*, 6019–6022. (d) Pansare, S. V.; Lingampally, R.; Dyapa, R. *Eur. J. Org. Chem.* **2011**, 2235–2238. (e) Hanessian, S.; Chattopadhyay, A. K. *Org. Lett.* **2014**, *16*, 232–235.

(12) In one case (reference 11a) the optical rotation is given only for the hydrobromide, for which no comparison values are available.

(13) Examples illustrating both 6-*exo trig* cyclization and reduction, possibly via allylic hydrogen abstraction: (a) Ward, J.; Johnson, A. B.; Clark, G. R. Caprio, V. *Synthesis* **2009**, 3411–3418. (b) Pedrosa, R.; Andrés, C.; Duque-Soladana, J. P.; Rosón, C. D. *Tetrahedron: Asymmetry* **2000**, *11*, 2809–2821.

(14) E.g. (a) Stork, G.; Mook, Jr., R.; Biller, S. A.; Rychnovsky, S. D. *J. Am. Chem. Soc.* **1983**, *105*, 3741–3742. (b) Hanessian, S.; Dhanoa, D. S.; Beaulieu, P. L. *Can. J. Chem.* **1987**, *65*, 1859–1866. (c) Evans, P.A.; Roseman, J. D. *Tetrahedron Lett.* **1995**, *36*, 31–34.

(15) Jung, M. E.; Piizzi, G. *Chem. Rev.* **2005**, *105*, 1735–1766.

(16) Della, E. W.; Knill, A. M. *Aust. J. Chem.* **1995**, *48*, 2047–2051.

(17) Newcomb, M.; Musa, O. M.; Martinez, F. N.; Horner, J. H. *J. Am. Chem. Soc.* **1997**, *119*, 4569–4577.

(18) (a) Roubaud, V.; Moigne, F. L.; Mercier, A.; Tordo, P. *Synth. Commun.* **1996**, *26*, 1507–1516. (b) Bowman, W. R.; Clark, D. N.; Marmon, R. J. *Tetrahedron* **1994**, *50*, 1275–1294.

(19) (a) Padwa, A.; Nimmesgern, H. Wong, G. S. K. *J. Org. Chem.* **1985**, *50*, 5620–5627. (b) Besev, M.; Engman, L. *Org. Lett.* **2000**, *2*, 1589–1592. (c) Della, E. W.; Knill, A. M. *J. Org. Chem.* **1996**, *61*, 7529–7533. (d) Della, E. W.; Smith, P. A. *J. Org. Chem.* **2000**, *65*, 6627–6633.

(20) (a) Keusenkothen, P. F.; Smith, M. B. *Tetrahedron* **1992**, *48*, 2977–2992. (b) Knapp, S.; Gibson, F. S. *J. Org. Chem.* **1992**, *57*, 4802–4809.

(21) Cf. Kozikowski, A. P.; Scripko, J. *Tetrahedron Lett.* **1983**, *24*, 2051–2054.

(22) Bartoli, G.; Bosco, M.; Dalpozzo, R.; Giuliani, A.; Marcantoni, E.; Mecozzi, T.; Sambri, L.; Torregiani, E. *J. Org. Chem.* **2002**, *67*, 9111–9114.

(23) Corresponding racemic selenide: Copper, M. A.; Ward, A. D. *Aust. J. Chem.* **1997**, *50*, 181–187.

(24) Clive, D. L. J.; Hisaindee, S.; Coltart, D. M. *J. Org. Chem.* **2003**, *68*, 9247–9254.

(25) Ziffle, V. E.; Cheng, P.; Clive, D. L. J. *J. Org. Chem.* **2010**, *75*, 8024–8038

(26) Cf. Bøgesø, K. P.; Arnt, J.; Lundmark, M.; Sundell, S. *J. Med. Chem.* **1987**, *30*, 142–150.

(27) Beckwith, A. L. J.; Schiesser, C. H. *Tetrahedron Lett.* **1985**, *26*, 373–376.

(28) Cf. Yi, X.-H.; Meng, Y.; Hua, X.-G.; Li, C.-J. *J. Org. Chem.* **1998**, *63*, 7472–7480.

(29) Cf. Cook, S. P.; Danishefsky, S. J. *Org. Lett.* **2006**, *8*, 5693–5695.

(30) (a) Yang, D.; Cwynar, V.; Donahue, M. G.; Hart, D. J.; Mbogo, G. *J. Org. Chem.* **2009**, *74*, 8726–8732. (b) Ley, S. V.; Abad-Somovilla, A.; Anderson, J. C.; Ayats, C.; Banteli, R.; Beckmann, E.; Boyer, A.; Brasca, M. G.; Brice, A.; Broughton, H. B.; Burke, B. J.; Cleator, E.; Craig, D.; Denholm, A. A.; Denton, R. M.; Durand-Reville, T.; Gobbi, L. B.; Göbel, M.; Gray, B. L.; Grossmann, R. B.; Gutteridge, C. E.; Hahn, N.; Harding, S. L.; Jennens, D. C.; Jennens, L.; Lovell, P. J.; Lovell, H. J.; de la Puente, M. L.; Kolb, H. C.; Koot, W.-J.; Maslen, S. L.; McCusker, C. F.; Mattes, A.; Pape, A. R.; Pinto, A.; Santafianos, D.; Scott, J. S.; Smith, S. C.; Somers, A. Q.; Spilling, C. D.; Stelzer, F.; Toogood, P. L.; Turner, R. M.; Veitch, G. E.; Wood, A.; Zumbunn, C. *Chem. Eur. J.* **2008**, *14*, 10683–10704. (c) Shi, J.; Zhang, M.; Fu, Y.; Liu, L.; Guo, Q.-X. *Tetrahedron* **2007**, *63*, 12681–12688. (d) Chen, Y.-J.; Wang, C.-Y. Wang; Lin, W.-Y. *Tetrahedron* **1996**, *52*, 13181–13188. (e) Dener, J. M.; Hart, D. J. *Tetrahedron* **1988**, *44*, 7037–7046. (f) Burnett, D. A.; Choi, J.-K.; Hart, D. J.; Tsai, Y.-M. *J. Am. Chem. Soc.* **1984**, *106*, 8201–8209. (g) Appar, M.; Crandall, J. K. *J. Org. Chem.* **1984**, *49*, 2125–2130.

(31) Tiecco, M.; Testaferri, L.; Bagnoli, L.; Scarponi, C.; Temperini, A.; Marini, F.; Santi, C. *Tetrahedron: Asymmetry* **2007**, *18*, 2758–2767.

(32) Harrowven, D. C.; Guy, I. L. *Chem. Commun.* **2004**, 1968–1969.