

Article

Synthesis of Isocoumarins via Silver(I)-mediated Annulation of Enol-esters

Niranjan Panda, Priyadarshani Mishra, and Irshad Mattan

J. Org. Chem., **Just Accepted Manuscript** • DOI: 10.1021/acs.joc.5b02602 • Publication Date (Web): 08 Jan 2016

Downloaded from <http://pubs.acs.org> on January 9, 2016

Just Accepted

“Just Accepted” manuscripts have been peer-reviewed and accepted for publication. They are posted online prior to technical editing, formatting for publication and author proofing. The American Chemical Society provides “Just Accepted” as a free service to the research community to expedite the dissemination of scientific material as soon as possible after acceptance. “Just Accepted” manuscripts appear in full in PDF format accompanied by an HTML abstract. “Just Accepted” manuscripts have been fully peer reviewed, but should not be considered the official version of record. They are accessible to all readers and citable by the Digital Object Identifier (DOI®). “Just Accepted” is an optional service offered to authors. Therefore, the “Just Accepted” Web site may not include all articles that will be published in the journal. After a manuscript is technically edited and formatted, it will be removed from the “Just Accepted” Web site and published as an ASAP article. Note that technical editing may introduce minor changes to the manuscript text and/or graphics which could affect content, and all legal disclaimers and ethical guidelines that apply to the journal pertain. ACS cannot be held responsible for errors or consequences arising from the use of information contained in these “Just Accepted” manuscripts.



ACS Publications

Synthesis of Isocoumarins via Silver(I)-mediated Annulation of Enol-esters

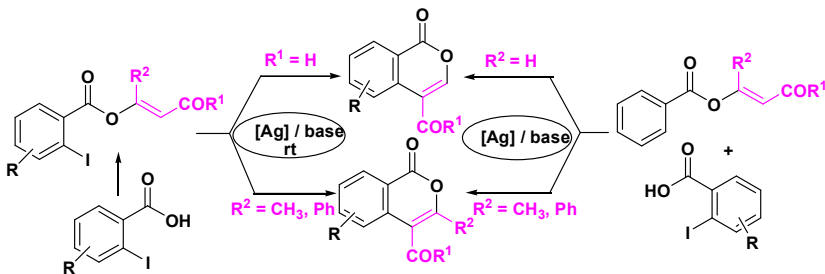
Niranjan Panda,* Priyadarshani Mishra[†] and Irshad Mattan[†]

Department of Chemistry, National Institute of Technology Rourkela, Rourkela-769008,

Odisha, India

Email: npanda@nitrkl.ac.in

TOC Graphic



Abstract

Silver-mediated annulation of 2-iodo enol esters leading to 4- and 3, 4-substituted isocoumarins was accomplished selectively at room temperature. Coupling of 2-iodo benzoic acids with enolates that were produced in-situ from the simple esters was also performed to produce isocoumarins under analogous reaction conditions. Owing to the mildness of the current protocol, 4-acyl 3-substituted isocoumarins were efficiently produced without any deacylation.

Introduction

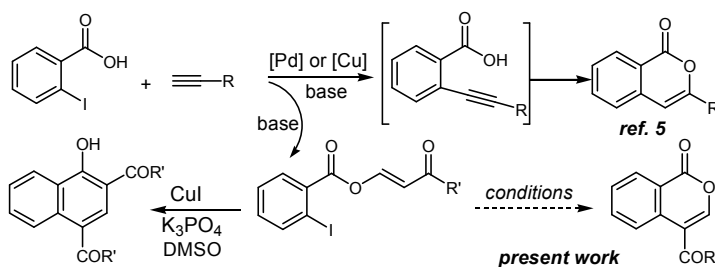
Isocoumarin, a privileged molecular skeleton, is present in numerous natural as well as synthetic products that exhibit wide range of pharmacological properties including antifungal, antitumor, antiallergic, antimicrobial, anti-inflammatory, antidiabetic, phytotoxic, anticancer and inhibitory activities.¹⁻³ Isocoumarins are also endowed as a pivotal intermediate in the synthesis of several other compounds such as isoquinolines, isochromenes, and isocarbostyrils.⁴ These physiochemical features have spurred considerable interest in developing new methods with enhanced scope, generality, and cost effectiveness for their synthesis. Of the reported methods, the transition metal (TM) mediated Sonogashira type coupling of terminal alkynes with halo carboxylic acids or their equivalents followed by 6-*endo-dig* cyclization has been strenuously developed and recognized as an attractive strategy to construct the isocoumarin ring.⁵ Besides, some other methods that involve the oxidative annulation of the carboxylic acid with alkynes through C-H activation reaction using Ru-, Rh-, Ir-complexes have been reported.⁶ Though these methods are of high synthetic value, multistep access to generate the starting material, stoichiometric use of toxic and expensive TM catalyst and high temperature above 100 °C often limit their application. Moreover, some of these reactions have reduced substrate scope and also result in a number of undesired side products (e.g. phthalides).⁷ Consequently, Cu-catalyzed cross-coupling of 2-halobenzoic acids or their derivatives with 1,3-dicarbonyl compounds have thus appeared as a potential alternate strategy to achieve isocoumarins.⁸ For instance, Fan and his co-workers prepared 3- and 3,4-substituted isocoumarins through a Cu^I-catalyzed tandem reaction of 2-bromobenzoates with acyclic 1,3-diones followed by annulation.^{9a} Xi et al. also adopted a similar annulation strategy for the synthesis of 3-substituted coumarins.^{9b} Indeed, these reactions proceed with the initial Cu-catalyzed C-arylation of 1,3-diketone (Hurtley reaction) followed by annulation reaction. Evidently, deacylation occurs through a four membered ring

with C-C and C-O bond cleavage to give the 3-substituted isocoumarins. Yao and co-workers also reported a Cu-catalyzed tandem C-C/C-O coupling reaction of 2-iodo-*N*-phenylbenzamides with 1,3-diketones to produce 3-substituted isocoumarins.^{9c} Notably, Shen et al. reported a proficient ligand assisted Cu-catalyzed protocol for the synthesis of 3-substituted isocoumarins from the intramolecular C-C coupling and rearrangement of 1-(2-halophenyl)-1,3-diones.^{9d}

Despite these formidable advances, limited investigations have been aimed particularly at the synthesis of 4-substituted isocoumarins although they possess significant antiangiogenic, antitumor and antibiotic activities against plant cells, bacteria and plant pathogenic fungi.¹⁰ Notably, Vilsmeier reaction of homophthalic acid followed by hydrolysis has been mostly employed to access 4-substituted isocoumarins¹¹ though few 4-alkyl/aryl-substituted isocoumarins have been prepared in the presence of Pd-catalyst.¹² Nevertheless, restricted substrate scope, inconvenient reaction procedures, and multistep syntheses of the reagents often precluded their widespread use. A general catalytic method to various 4-substituted isocoumarins is therefore demanding and would also serve to provide an excellent opportunity to accelerate biological and biosynthetic studies of these valuable compounds.¹³ Furthermore, Ag-catalyzed coupling reactions are relatively less literature precedented though stoichiometric amounts of Ag(I) salts are uniquely used as co-oxidant for Pd, Au, Cu, Rh, Ru and Pt catalyzed reactions.¹⁴ In continuation of our effort towards the synthesis of newer heterocycles,¹⁵ we here report a novel Ag-mediated efficient method for the selective synthesis of 4-substituted isocoumarins from readily accessible enol esters under mild reaction conditions even at room temperature. This method is also useful to enable 3,4-disubstituted isocoumarins in good yield. Furthermore, the first example of a silver-mediated reaction of the *o*-halo benzoic acid and enol ester leading to isocoumarins through the C-arylation of enolates followed by annulation is also presented.

Results and Discussion

In contrast to the previous methods for the preparation of 3-substituted coumarins (Scheme 1),^{5,16} we speculated that suitably functionalized enol esters would undergo transition metal-catalyzed intramolecular cyclization to produce 4-substituted isocoumarins selectively. Consequently, a number of enol esters were prepared by the reaction of esters of propiolic acid with *o*-halo benzoic acids following the similar procedure reported earlier.¹⁶ To study the annulation reaction 2-(ethoxycarbonyl)vinyl 2-iodobenzoate (**1a**) was chosen as a model substrate. Recently, we observed that treatment of **1a** with CuI in the presence of base (e.g. K₃PO₄), produces substituted α -naphthol¹⁶ and no trace of isocoumarin was observed. Replacement of CuI by Pd(OAc)₂ (5 mol%) was also found to be unsuccessful.

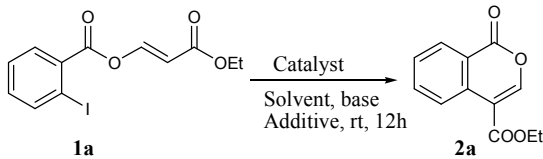


Scheme 1. Synthetic strategy for the 4-substituted isocoumarin

However, the addition of Ag₂CO₃ (1 equiv.) as co-oxidant, fascinatingly desired 4-substituted isocoumarin **2a** was produced (15% yield) along with the decomposition of the remaining starting material. Inspired by this result, we believed that silver salts might be exclusively responsible for the annulation reaction.¹⁷ Thus, we turned our attention towards the use of silver salt as the only catalyst for the above transformation though no report on such type of silver-mediated C-arylation is yet the precedent. Optimization study was performed by varying the catalyst, solvent, base, etc. to develop a suitable condition for the annulation reaction (Table 1). Among the screened solvents (e.g. THF, toluene, DMF, DCE, CH₃CN, 1,4-dioxane, etc.), CH₃CN was served as the most efficient solvent to produce the highest

yield of **2a**. AgOAc (1 equiv.) showed to be the best catalyst to enable the highest yield of **2a** (95%) when compared with other catalysts such as Ag₂O, Ag₂CO₃ and AgNO₃ during the catalyst screening. Ag₂O was also results in 79% of isocoumarin at room temperature.

Table 1. Optimization of reaction conditions ^a



Entry	Catalyst (mol%)	Solvent	Base	Additive	Yield (%)
1	CuI	toluene	K ₃ PO ₄		0 ¹⁶
2	Pd(OAc) ₂ (5)	toluene	K ₂ CO ₃		0
3	Pd(OAc) ₂ (5)	CH ₃ CN	K ₃ PO ₄	Ph ₃ P	0
4	Pd(OAc) ₂ (5)	CH ₃ CN	NaOAc		0
5	Pd(OAc) ₂ (5)	CH ₃ CN	DMAP	Ag ₂ CO ₃	15
6	Ag ₂ CO ₃ (100)	CH ₃ CN	DMAP		38
7	Ag ₂ O (100)	CH ₃ CN	DMAP		79
8	AgOAc (100)	CH ₃ CN	Py		56
9	AgOAc (100)	CH ₃ CN	Et ₃ N		34
10	AgOAc (100)	CH ₃ CN	K ₂ CO ₃		15
11	AgOAc (100)	CH ₃ CN	NaOAc		18
12	AgOAc (100)	CH₃CN	DMAP		95
13	AgOAc (50)	CH ₃ CN	DMAP		66
14	AgOAc (70)	CH ₃ CN	DMAP		80
15	AgOAc (100)	THF	DMAP		38
16	AgOAc (100)	DMF	DMAP		42
17	AgOAc (100)	DCE	DMAP		78

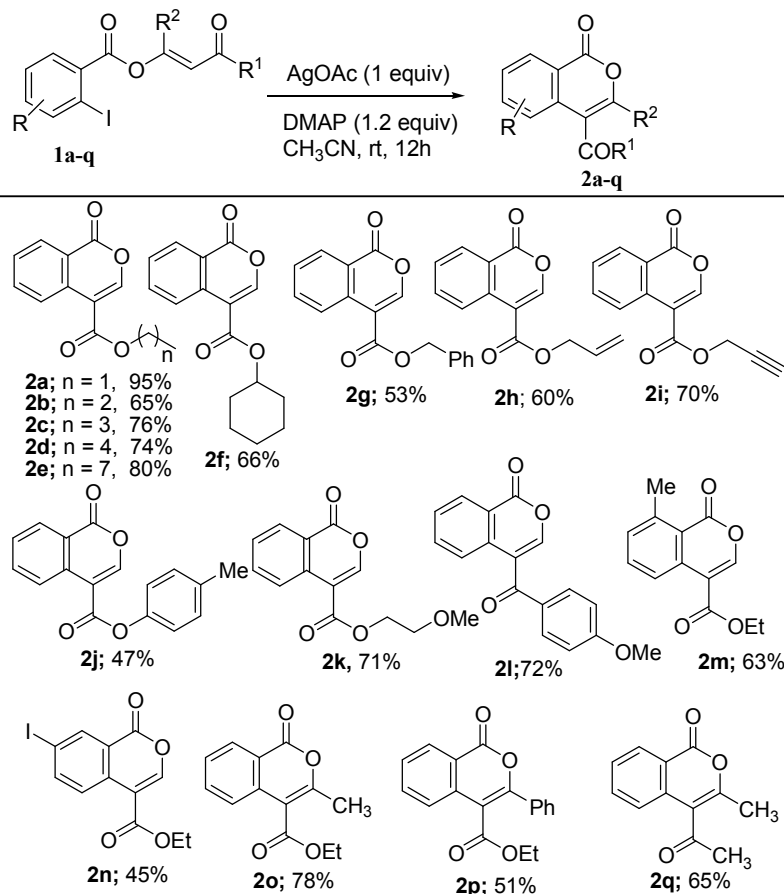
18	AgOAc (100)	1,4-dioxane	DMAP		26
19	AgOAc (100)	toluene	DMAP		33
20	AgOAc (100)	H ₂ O	DMAP		NR
21	Ag ₂ O (30)	CH ₃ CN	DMAP	K ₂ S ₂ O ₈	76
22	Ag ₂ CO ₃ (30)	CH ₃ CN	DMAP	NaBO ₃ .4H ₂ O	0
23	Ag ₂ O (30)	CH ₃ CN	DMAP	oxone	0
24	AgOAc (30)	CH ₃ CN	DMAP	K ₂ S ₂ O ₈	45
25	AgOAc (100)	EtOH	DMAP		7
26		CH ₃ CN	DMAP		<10
27	AgOAc (100)	CH ₃ CN			15

^a Reaction Conditions: enol-ester **1a** (50 mg, 0.14 mmol), catalyst, base (1.2 equiv.), additive (1 equiv) solvent (2 mL), rt, 12h

To reduce the catalyst consumption, several oxidants were used to perform the reaction. Notably, when 1.1 equiv. of K₂S₂O₈ was used along with 0.3 equiv. of Ag₂O and base (1 equiv.), 76% of **2a** was isolated. However, AgOAc (0.3 equiv) in the presence of 1 equiv. of K₂S₂O₈ was observed to be less efficient (entry 24). Next, we investigated the effect of different bases in CH₃CN the presence of AgOAc. To our delight, 4-dimethylaminopyridine (DMAP) was observed to be most effective to catalyze the reaction whereas other bases such as pyridine, Et₃N, K₂CO₃, and NaOAc were substantially less useful. Significantly, in the absence of the base, only small amount of product (15%) was produced with the recovery of remaining enol ester. When the reaction was performed in the absence of Ag-catalyst, decomposition of starting material occurs, and 10% of the product **2a** was isolated. Furthermore, we observed that the reaction does not require any dedicated inert atmosphere and more importantly it completes at room temperature in the presence of atmospheric air over a period of 12h. Notably, under the optimum reaction conditions (1 equiv. AgOAc, 1.2

equiv. DMAP in acetonitrile at rt) **1a** did not undergo 5-exo-dig cyclization and 5-membered phthalide was not formed.

Next, we extended the utility of the protocol for the annulation of various enol esters under the optimized reaction conditions. As shown in Scheme 2, enol esters, prepared from several propiolates were underwent intramolecular cyclization by offering 4-substituted coumarins in moderate to good yields.



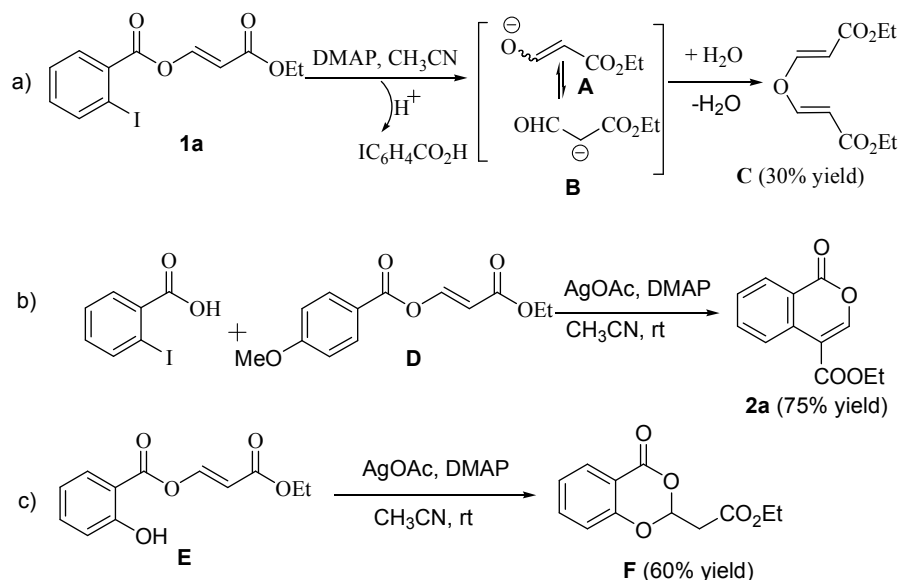
Scheme 2. Synthesis of isocoumarins from 2-iodo enol esters.

When the (*E*)-2-(ethoxycarbonyl)vinyl 2-bromobenzoate was treated under similar reaction conditions, the reaction became sluggish with the production of **2a** over a period of 36 h (40% yield). Similarly, as expected, the less reactive (*E*)-2-(ethoxycarbonyl)vinyl 2-chlorobenzoate did not produce **2a** at room temperature over a period of 12h. However, raising the temperature to 80°C, **2a** was produced hitherto in low yield (15%). Pleasantly,

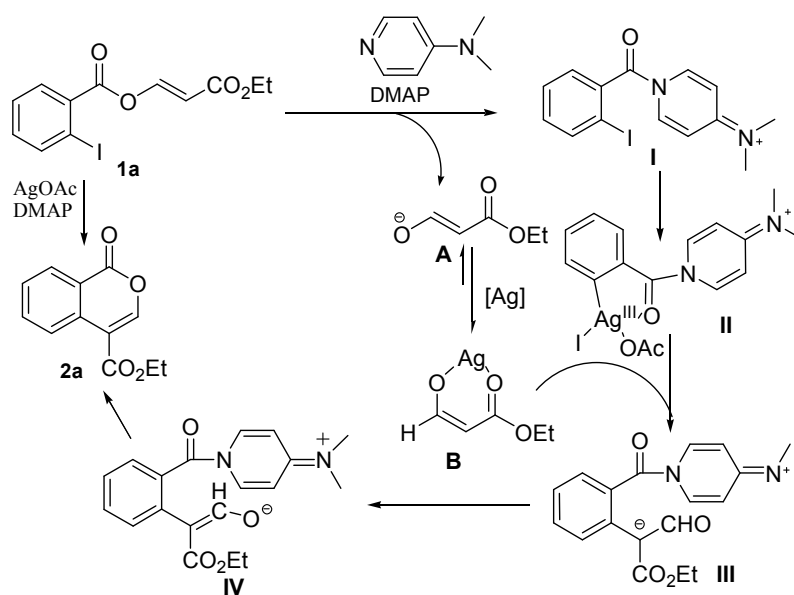
annulation of other *o*-iodo vinyl benzoates having variable chain lengths occurred and isocoumarins (**2b-2e**) were produced in good yield (65-80%). Keto-functionality in the enol ester was also found to be tolerant to produce the desired isocoumarins (**2l**, **2q**) in moderate to good yield. Other substituents (such as iodo and methyl groups) to the aromatic ring were also lenient to the reaction conditions by producing the corresponding isocoumarins **2m** and **2n** in 45% and 63% yield respectively. Most importantly, the current protocol activates the C-I bond ortho to the carbonyl group for the cyclization whereas other C-I bonds remain unaffected. Furthermore, under same reaction conditions, 3,4-disubstituted isocoumarins (**2o-2q**) were also obtained in moderate to good yield.

Based on some control experiments (Scheme 3), a hypothesis was formulated to explain these results, although no compelling evidence had yet been gathered. Notably, addition of 1 equiv. of TEMPO to the reaction mixture did not lower the yield significantly (79% isolated yield of **2a**), excludes the involvement of radical path way in the above transformation. The reaction of enol ester **1a** with DMAP in the absence of the catalyst, followed by acidification of the reaction mixture led to the *o*-iodobenzoic acid and bis(trans-2-ethoxycarbonylvinyl) ether (**C**).¹⁶ Furthermore, the reaction of the *o*-iodobenzoic acid with 2-(ethoxycarbonyl)vinyl 4-methoxybenzoate (**D**) also produces **2a**, albeit in reduced yield (75%). Besides, when enol ester such as **E** was treated under similar reaction conditions, nucleophilic attack occurs to the aldehyde group of **B** with the formation of benzodioxanone¹⁸ **F**. These observations suggest that the enol ester **1a** initially reacts with DMAP to produce the enolate (e.g. **A** which rearranges to **B**) along with the intermediate **I** (Scheme 4). Subsequently, *C*-arylation may occur through oxidative addition of silver catalyst (e.g. **II**), by producing the intermediate **III**. Evidently, analogous Cu-catalyzed *C*-arylation is endowed with literature precedent,^{16,19} and the potential of Ag-catalyst in above *Csp2-Csp3* bond formation is not well exploited.²⁰ Upon

enolization (**IV**) and subsequent nucleophilic attack forms the corresponding isocoumarin (e.g. **2a**) selectively.



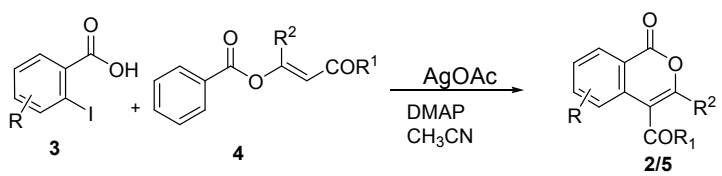
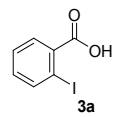
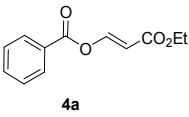
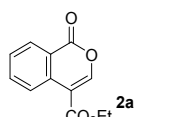
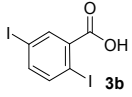

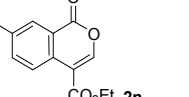
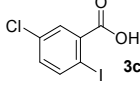

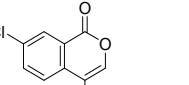
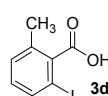

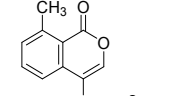

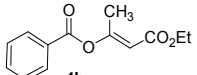
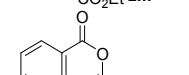


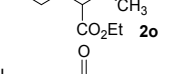


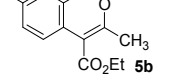
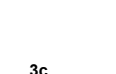

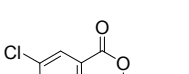

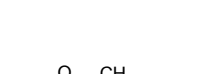
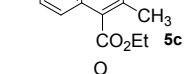

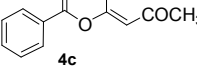
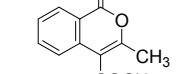


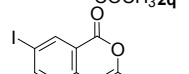


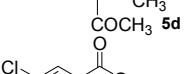
Scheme 3. Control experiments for mechanism



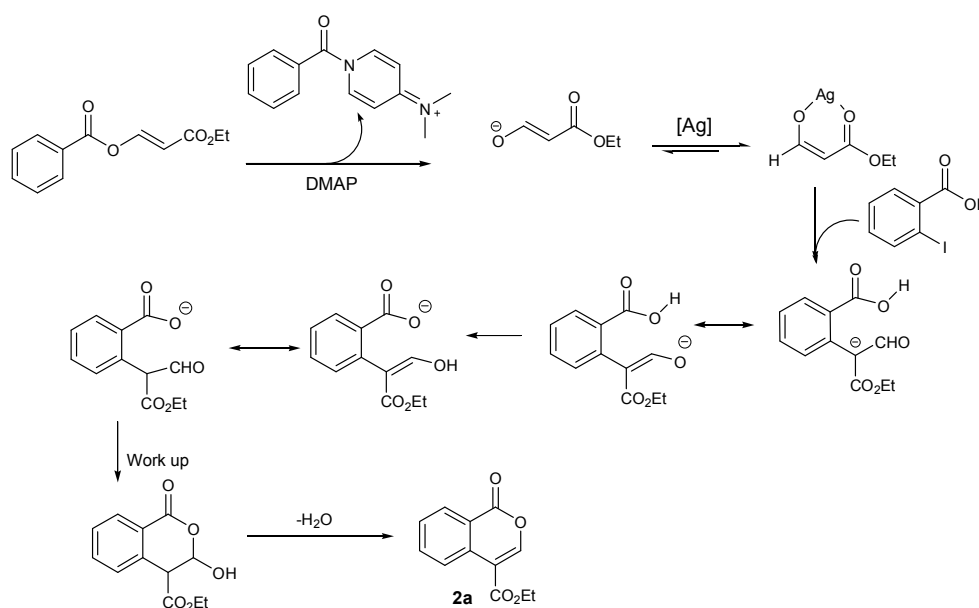
Scheme 4. Plausible mechanism for the synthesis of **2a** from **1a**.

Finally, from the control experiments we recognized that our new method could be employed for the straightforward synthesis of isocoumarins from the reaction of an *o*-halo benzoic acid and simple enol esters (Table 2). Thus, when *o*-iodobenzoic acids²¹ with different substituents

Table 2. Isocoumarins synthesis from *o*-iodobenzoic acid and enol esters ^a

			
Entry	acid	enol ester	Isocoumarin Yield (%)
1			 79
2			 42
3			 63
4			 48
5			 65
6			 48 ^b
7			 55 ^b
8			 47 ^b
9			 45 ^b
10			 41 ^b
11			 49 ^b
12			 40 ^b

were treated with the readily prepared enol ester of benzoic acid (**4a**), 4-substituted isocoumarins were produced smoothly in good yield (see Scheme 5 for possible mechanism). Consequently 3-methyl-4-ethylcarboxylates (entries 6-8) were achieved under the similar reaction conditions from *o*-iodobenzoic acids in moderate yield. Notably, earlier work⁹ on coupling of the 2-halo benzoic acid with dicarbonyl compounds in the presence of CuI reported to be unsuitable to afford 3-substituted 4-acryl isocoumarins. Regrettably, deacylation occurs unambiguously through a four-membered cyclic intermediate and 3-substituted isocoumarins are produced exclusively. However, when we treated *o*-iodobenzoic acid with the enol ester **4c**, owing to the mild reaction conditions of the current method, 3-substituted 4-acylated isocoumarins (**2q**, **5c-g**) were produced smoothly without any deacylation. In comparison to our earlier report on Cu-catalyzed α -naphthol synthesis,¹⁶ it may be presumed that, the silver catalyst is more selective towards the C-arylation than the C-carbonylation reaction in isocoumarin synthesis.



Scheme 5. Plausible mechanism for the synthesis of **2a** from **3a**.

Conclusion

In summary, we have developed a simple protocol for the synthesis of less precedent 4-substituted isocoumarins under very mild reaction conditions simply by switching the catalyst from Cu to Ag. Potential of the Ag-catalysis in *Csp2-Csp3* bond formation reaction was also recognized exclusively. An alternate and complementary silver-mediated strategy for the synthesis of isocoumarins from the reaction of easily accessible enol esters and *o*-halo benzoic acid was also demonstrated. The current method is found to be simple and mild enough to produce 4- and 3,4-substituted isocoumarins selectively. Unlike, earlier methods deacylation did not occur under this reaction condition. Further synthetic application of above methodology towards the total synthesis of natural products such as sescandelin, oosponol, and antibiotic AGI-7 is underway in our laboratory.

EXPERIMENTAL SECTION

General information

All reactions were carried out in a closed round bottom flask. All commercial reagents were used without purification, and all solvents were reaction grade. The reactions were monitored by TLC and the residue was chromatographed on silica gel (Rankem, India, Mesh 60-120), using an ethyl acetate-petroleum ether (60-80°C) mixture as eluent. All the melting points are uncorrected and measured in sulfuric acid bath. All NMR spectra were recorded on 400 MHz (for ^1H NMR, 100 MHz for ^{13}C NMR) NMR spectrometer and chemical shifts were expressed in δ units relative to TMS signal as internal reference in CDCl_3 . Multiplicities are indicated as s (singlet), d (doublet), t (triplet), q (quartet), m (multiplet, when multiplicity is complex) for ^1H NMR. Coupling constants, J were reported in Hz. IR spectra were recorded by FTIR spectrometer (IR Affinity 1S W/L with quest ATR). Catalyst composition was analyzed via inductively coupled plasma optical emission spectroscopy (ICP-OES). From ICP-OES analysis it was found that the weight percent of silver in AgOAc is > 99.91%. Other

impurities such as Cu (0.017 %), Fe (0.06%), Ni (0.01 %) are present in negligible amount and expectedly did not contribute to the transformation.

General procedure for preparation of enol esters¹⁶ (Method A)

A mixture of 2-iodo acid (1.0 equiv), alkyl propiolate (1.1 equiv) and pyridine (2.0 equiv) in 15 mL of toluene was stirred at room temperature. After 12 h the reaction mixture was diluted with ethyl acetate (15 mL) followed by 1N HCl (10 mL) solution. The organic layer was separated, and the aqueous layer was extracted with ethyl acetate. The combined organic layer was dried over brine, anhydrous Na₂SO₄, and then evaporated under reduced pressure. The crude residue was purified by column chromatography over silica gel using a mixture of petroleum ether and ethyl acetate as eluent to give the desired enol esters.

General procedure for preparation of α -substituted enol esters (Method B)

Synthesis of α -substituted enol esters were achieved by following the slightly modified procedure reported by Mohrig and co-workers.²² To a stirred solution of 2-iodo acid (500 mg, 2.02 mmol) in 5 mL of dichloromethane, oxalyl chloride (0.5 mL) was added at room temperature under nitrogen atmosphere. Then 2 drops of DMF was added to initiate the reaction. The resulting solution was stirred at room temperature for 8h and then solvent was removed under reduced pressure. To the resulting slurry dry acetonitrile (2 mL) was added. In another round bottom flask 1,3-dicarbonyl compound (1 equiv) was treated with DBU (1.2 equiv) in 8 mL of dry acetonitrile over a period of 15 min at room temperature. This resulting solution was then added to the previously prepared acid chloride solution with the help of a syringe over a period of 15 min. After 12 h the reaction mixture was diluted with ethyl acetate (15 mL) followed by 1N HCl (10 mL) solution. The organic layer was separated, and the aqueous layer was extracted with ethyl acetate. The combined organic layer was dried over brine, anhydrous Na₂SO₄, and then evaporated under reduced pressure. The

crude residue was purified by column chromatography over silica gel using a mixture of petroleum ether and ethyl acetate as eluent to give the desired substituted enol esters.

General procedure for preparation of enol esters from acid chlorides (Method C)

To a stirred solution of 1,3-dicarbony compounds (1 equiv) and DBU (1.2 equiv) in 8 mL of dry acetonitrile, benzoyl chloride (500 mg, 3.57 mmol) was added drop wise over a period of 15 min at room temperature. After 12 h the reaction mixture was then diluted with ethyl acetate (15 mL) followed by 1N HCl (10 mL) solution. The organic layer was separated, and the aqueous layer was extracted with ethyl acetate. The combined organic layer was dried over brine, anhydrous Na₂SO₄, and then evaporated under reduced pressure. The crude residue was purified by column chromatography over silica gel using a mixture of petroleum ether and ethyl acetate as eluent to give the desired substituted enol esters.

(E)-2-(ethoxycarbonyl)vinyl 2-iodobenzoate¹⁶ (1a): Following method A, compound **1a** was obtained from the reaction of 2-iodo benzoic acid (500 mg, 2.01mmol) and ethyl propiolate (216 mg, 2.21mmol) as a colourless solid (590 mg, 85% yield); mp 77-78°C; IR (KBr): 3053, 2964, 2873, 1748, 1683, 1632, 1555, 1535, 1510, 1468, 1219 cm⁻¹; ¹H NMR (400 MHz, CDCl₃): δ 8.53 (d, 1H, *J* = 12.4 Hz), 8.09 (dd, 1H, *J*₁ = 8.0 Hz, *J*₂ = 0.8 Hz), 7.97 (dd, 1H, *J*₁ = 7.6 Hz, *J*₂ = 1.6 Hz), 7.52-7.46 (m, 1H), 7.28-7.23 (m, 1H), 5.92 (d, 1H, *J* = 12.4 Hz), 4.26 (q, 2H, *J* = 7.2 Hz), 1.34 (t, 3H, *J* = 7.2 Hz); ¹³C NMR (100 MHz, CDCl₃): δ 165.9, 161.9, 149.5, 142.0, 133.9, 132.0, 131.9, 128.1, 107.0, 90.1, 60.6, 14.2. MS (ESI, +ve) *m/z* (relative intensity) 369.02 ([M+Na]⁺ 100%).

(E)-2-(propoxycarbonyl)vinyl 2-iodobenzoate¹⁶ (1b): Following method A, compound **1b** was obtained from the reaction of 2-iodo benzoic acid (500 mg, 2.01mmol) and propyl propiolate (248 mg, 2.21 mmol) as a colourless solid (566 mg, 78% yield); mp 74-75°C; IR (KBr): 3090, 2966, 2885, 1755, 1718, 1653, 1581, 1464, 1430, 1389, 1285, 1232, 1062,

1032, 1011 cm⁻¹; ¹H NMR (400 MHz, CDCl₃): δ 8.53 (d, 1H, *J* = 12.8 Hz), 8.08 (dd, 1H, *J*₁ = 8 Hz, *J*₂ = 0.8 Hz), 7.97 (dd, 1H, *J*₁ = 8.0 Hz, *J*₂ = 1.6 Hz), 7.50-7.45 (m, 1H), 7.28-7.22 (m, 1H), 5.92 (d, 1H, *J* = 12.4 Hz), 4.15 (t, 2H, *J* = 6.8 Hz), 1.76-1.67 (m, 2H), 0.99 (t, 3H, *J* = 7.2 Hz); ¹³C NMR (100 MHz, CDCl₃): δ 166.0, 161.8, 149.4, 142.1, 134.0, 131.9, 128.1, 107.0, 95.2, 66.2, 22.0, 10.4. MS (ESI, +ve) *m/z* (relative intensity) 742.93 ([2M+Na]⁺, 100%), 382.90 ([M+Na]⁺, 80%).

(*E*)-2-(butoxycarbonyl)vinyl 2-iodobenzoate¹⁶ (1c): Following method A, compound **1c** was obtained from the reaction of 2-iodo benzoic acid (500 mg, 2.01mmol) and butyl propiolate (279 mg, 2.21 mmol) as a colourless solid (573 mg, 76% yield); mp 76-78 °C; IR (KBr): 3087, 2953, 2868, 1748, 1698, 1654, 1578, 1459, 1316, 1268, 1231, 1192, 1133, 1011 cm⁻¹; ¹H NMR (400 MHz, CDCl₃): δ 8.52 (d, 1H, *J* = 12.8 Hz), 8.07 (t, 1H, *J* = 7.2 Hz), 7.97 (dd, 1H, *J*₁ = 8.0 Hz, *J*₂ = 1.6 Hz), 7.50-7.45 (m, 1H), 7.28-7.22 (m, 1H), 5.91 (d, 1H, *J* = 12.4 Hz), 4.19 (t, 1H, *J* = 6.8 Hz), 1.72-1.63 (m, 2H), 1.46-1.39 (m, 2H), 0.96 (t, 3H, *J* = 7.6 Hz); ¹³C NMR (100 MHz, CDCl₃): δ 166.03, 161.8, 149.4, 142.1, 134.0, 131.9, 128.1, 107.0, 95.2, 64.5, 30.6, 19.1, 13.7. MS (ESI, +ve) *m/z* (relative intensity) 396.97 ([M+Na]⁺, 100%).

(*E*)-2-((pentyloxy)carbonyl)vinyl 2-iodobenzoate¹⁶ (1d): Following method A, compound **1d** was obtained from the reaction of 2-iodo benzoic acid (500 mg, 2.01mmol) and pentyl propiolate (310 mg, 2.21mmol) as a colourless liquid (563 mg, 72% yield); IR 3090, 2953, 2888, 2856, 1749, 1702, 1657, 1577, 1460, 1431, 1310, 1294, 1266, 1231, 1190, 1169, 1131, 1033, 1010 cm⁻¹; ¹H NMR (400 MHz, CDCl₃): δ 8.52 (d, 1H, *J* = 12.4 Hz), 8.08 (dd, 1H, *J*₁ = 8.2 Hz, *J*₂ = 1.2 Hz), 7.97 (dd, 1H, *J*₁ = 8.0 Hz, *J*₂ = 1.6 Hz), 7.50-7.45 (m, 1H), 7.28-7.22 (m, 1H), 5.92 (d, 1H, *J* = 12.8 Hz), 4.19 (m, 2H), 1.72-1.65 (m, 2H), 1.40-1.33 (m, 4H), 0.96-0.90 (m, 3H); ¹³C NMR (100 MHz, CDCl₃): δ 166.0, 161.8, 149.4, 142.1, 134.0, 131.9, 131.9, 128.1, 107.0, 95.2, 64.8, 28.3, 28.0, 22.3, 13.9. MS (ESI, + ve) *m/z* (relative intensity) 411.00 ([M+Na]⁺, 100%), 799.00 ([2M+Na]⁺, 80%).

(E)-2-((octyloxy)carbonyl)vinyl 2-iodobenzoate¹⁶ (1e): Following method A, compound **1e** was obtained from the reaction of 2-iodo benzoic acid (500 mg, 2.01mmol) and octyl propiolate (372 mg, 2.21mmol) as a colourless liquid (590 mg, 68% yield); IR: 3089, 2941, 2925, 2850, 1749, 1703, 1657, 1577, 1464, 1432, 1314, 1267, 1230, 1193, 1132, 1107, 1031, 1010 cm⁻¹; ¹H NMR (400 MHz, CDCl₃): δ 8.49 (d, 1H, *J* = 12.4 Hz), 8.04 (dd, 1H, *J*₁ = 8 Hz, *J*₂ = 1.2 Hz), 7.93 (dd, 1H, *J*₁ = 8 Hz, *J*₂ = 1.6 Hz), 7.47-7.41 (m, 1H), 7.24-7.18 (m, 1H), 5.88 (d, 1H, *J* = 12.4 Hz), 4.15 (t, 2H, *J* = 6.8 Hz), 1.69-1.61 (m, 2H), 1.36-1.24 (m, 10H), 0.85 (t, 3H, *J* = 6.4 Hz); ¹³C NMR (100 MHz, CDCl₃): δ 166.0, 161.8, 149.4, 142.1, 134.0, 132.0, 131.8, 128.1, 107.0, 95.2, 64.8, 31.8, 29.2, 29.2, 28.6, 25.9, 22.6, 14.1. MS (ESI, + ve) *m/z* (relative intensity) 453.09 ([M+Na], ⁺ 100%).

(E)-2-((cyclohexyloxy)carbonyl)vinyl 2-iodobenzoate¹⁶ (1f): Following method A, compound **1f** was obtained from the reaction of 2-iodo benzoic acid (500 mg, 2.01 mmol) and cyclohexyl propiolate (336 mg, 2.21mmol) as yellow oil (588 mg, 73% yield); IR: 3282, 2913, 2845, 1751, 1718, 1683, 1642, 1577, 1457, 1429, 1370, 1221 cm⁻¹; ¹H NMR (400 MHz, CDCl₃): δ 8.49 (d, 1H, *J* = 12.4 Hz), 8.05 (dd, 1H, *J* = 8 Hz), 7.94 (dd, 1H, *J* = 8 Hz), 7.49-7.43 (m, 1H), 7.26-7.20 (m, 1H), 5.89 (d, 1H, *J* = 12.4 Hz), 4.90-4.82 (m, 1H), 1.92-1.86 (m, 2H), 1.77-1.72 (m, 2H), 1.57-1.23 (m, 6H); ¹³C NMR (100 MHz, CDCl₃): δ 165.3, 161.9, 149.2, 142.0, 134.0, 131.9, 131.9, 128.1, 107.5, 95.2, 72.9, 31.6, 25.3, 23.7. MS (ESI, + ve) *m/z* (relative intensity) 423.01 ([M+Na], ⁺ 100%).

(E)-2-((benzyloxy)carbonyl)vinyl 2-iodobenzoate¹⁶ (1g): Following method A, compound **1g** was obtained from the reaction of 2-iodo benzoic acid (500 mg, 2.01mmol) and benzyl propiolate (354 mg, 2.21mmol) as a colourless liquid (658 mg, 80% yield); IR: 3086, 3053, 2952, 1752, 1718, 1654, 1580, 1455, 1272, 1230, 1090, 1007 cm⁻¹; ¹H NMR (400 MHz, CDCl₃): δ 8.58 (d, 1H, *J* = 12.4 Hz), 8.08 (dd, 1H, *J*₁ = 8 Hz, *J*₂ = 0.8 Hz), 7.97 (dd, 1H, *J*₁ = 7.6 Hz, *J*₂ = 1.6 Hz), 7.47 (t, 1H, *J* = 0.8 Hz), 7.43-7.37 (m, 5H), 7.28-7.24 (m, 1H), 5.98 (d,

1H, $J = 12.4$ Hz), 5.25 (s, 2H); ^{13}C NMR (100 MHz, CDCl_3): δ 165.8, 161.8, 149.9, 142.1, 135.7, 134.1, 132.0, 131.7, 128.6, 128.3, 128.3, 128.2, 106.7, 95.3, 66.4. MS (ESI, +ve) m/z (relative intensity) 838.84 ($[\text{2M}+\text{Na}]^+$, 100%), 430.90 ($[\text{M}+\text{Na}]^+$, 50%).

(E)-2-((allyloxy)carbonyl)vinyl 2-iodobenzoate¹⁶ (1h): Following method A, compound **1h** was obtained from the reaction of 2-iodo benzoic acid (500 mg, 2.01mmol) and allyl propiolate (243 mg, 2.21mmol) as a colourless liquid (512 mg, 71% yield); IR: 3086, 2916, 2840, 1754, 1718, 1654, 1580, 1429, 1273, 1230, 1105, 1006 cm^{-1} ; ^1H NMR (400 MHz, CDCl_3): δ 8.56 (d, 1H, $J = 12.4$ Hz), 8.08 (d, 1H, $J = 8.0$ Hz), 7.97 (dd, 1H, $J_1 = 8$ Hz, $J_2 = 1.6$ Hz), 7.49 (dd, 1H, $J_1 = 11.2$ Hz, $J_2 = 0.8$ Hz), 7.28-7.22 (m, 1H), 6.03-5.92 (m, 2H), 5.40-5.26 (m, 2H), 4.70 (d, 2H, $J = 5.6$ Hz); ^{13}C NMR (100 MHz, CDCl_3): δ 165.5, 161.8, 149.8, 142.1, 134.0, 132.0, 131.9, 128.1, 118.5, 106.6, 95.2, 65.2. MS (ESI, + Ve) m/z (relative intensity) 380.95 ($[\text{M}+\text{Na}]^+$, 100%), 738.8 ($[\text{2M}+\text{Na}]^+$, 40%).

(E)-2-((prop-2-ynyl)oxy)carbonylvinyl 2-iodobenzoate¹⁶ (1i): Following method A, compound **1i** was obtained from the reaction of 2-iodo benzoic acid (500 mg, 2.01mmol) and prop-2-ynyl propiolate (239 mg, 2.21mmol) as a colourless liquid (545 mg, 76% yield); IR: 3088, 2925, 2851, 2135, 1753, 1718, 1658, 1573, 1435, 1374, 1272, 1245, 1131, 1103, 1007 cm^{-1} ; ^1H NMR (400 MHz, CDCl_3): δ 8.59 (d, 1H, $J = 12.4$ Hz), 8.09 (t, 1H, $J = 7.6$ Hz), 7.98 (dd, 1H, $J_1 = 8$ Hz, $J_2 = 1.6$ Hz), 7.52-7.45 (m, 1H), 7.28-7.23 (m, 1H), 5.95 (d, 1H, $J = 12.4$), 4.80 (d, 2H, $J = 2.4$ Hz), 2.53 (t, 1H, $J = 2.4$ Hz); ^{13}C NMR (100 MHz, CDCl_3): δ 165.1, 161.7, 150.5, 142.1, 134.1, 132.0, 131.7, 128.1, 105.9, 95.3, 77.4, 75.1, 52.1. MS (ESI, + Ve) m/z (relative intensity) 356.11 ($[\text{M}+1]^+$, 100%).

(E)-3-oxo-3-(p-tolyloxy)prop-1-en-1-yl 2-iodobenzoate (1j): Following method A, compound **1j** was obtained from the reaction of 2-iodo benzoic acid (500 mg, 2.01mmol) and *p*-tolyl propiolate (354 mg, 2.21 mmol) as a colourless liquid (535 mg, 65% yield); FTIR

1430, 1464, 1507, 1583, 1653, 1730, 1756 cm^{-1} ; ^1H NMR (400 MHz, CDCl_3) δ 8.74 (d, 1H, J = 12.4 Hz), 8.11 (dd, 1H, J_1 = 8 Hz, J_2 = 0.8 Hz), 8.02 (dd, 1H, J_1 = 8 Hz, J_2 = 1.6 Hz), 7.55-7.47 (m, 1H), 7.32-7.24 (m 1H), 7.22 (d, 2H, J = 8.4 Hz), 7.09-7.02 (m, 2H), 6.11 (d, 1H, J = 12.4 Hz), 2.38 (s, 3H); ^{13}C NMR (100 MHz, CDCl_3) δ 164.6, 161.7, 150.9, 148.1, 142.1, 135.6, 134.1, 132.0, 131.8, 130.0, 128.2, 121.2, 106.3, 95.3, 20.9. HRMS (ESI -TOF) m/z calcd for $\text{C}_{17}\text{H}_{14}\text{IO}_4$ $[\text{M}+\text{H}]^+$ 408.9937; Found 408.9929.

(E)-3-(2-methoxyethoxy)-3-oxoprop-1-en-1-yl 2-iodobenzoate¹⁶ (1k): Following method A, compound **1k** was obtained from the reaction of 2-iodo benzoic acid (500 mg, 2.01mmol) and 2-methoxyethyl propiolate (283 mg, 2.21mmol) as a yellow solid (568 mg, 75 % yield); mp 80°C; FTIR 1429, 1464, 1506, 1583, 1653, 1730, 1756 cm^{-1} ; ^1H NMR (400 MHz, CDCl_3) δ 8.55 (d, 1H, J = 12.8 Hz), 8.10-8.04 (m, 1H), 7.99-7.92 (m, 1H), 7.51-7.43 (m, 1H), 7.28-7.20 (m, 1H), 5.95 (d, 1H, J = 12.8 Hz), 4.37-4.31 (m, 2H), 3.68-3.62 (m, 2H), 3.41 (s, 3H); ^{13}C NMR (100 MHz, CDCl_3) δ 166.0, 161.8, 149.9, 142.1, 134.0, 132.0, 131.8, 128.1, 106.5, 95.2, 70.4, 63.7, 59.0. MS ESI m/z 399 ($[\text{M}+\text{Na}]^+$, 100%).

(E)-3-(4-methoxyphenyl)-3-oxoprop-1-en-1-yl 2-iodobenzoate (1l): Following method A, compound **1l** was obtained from the reaction of 2-iodo benzoic acid (500 mg, 2.01mmol) and 1-(4-methoxyphenyl)prop-2-yn-1-one (354 mg, 2.21mmol) as a yellow solid (567 mg, 69% yield); mp 80°C; FTIR 1430, 1464, 1507, 1583, 1653, 1730, 1756 cm^{-1} ; ^1H NMR (400 MHz, CDCl_3) δ 8.61 (d, 1H, J = 12 Hz), 8.13-8.06 (m, 1H), 8.04-7.94 (m, 3H), 7.54-7.46 (m, 1H), 7.31-7.22 (m, 1H), 7.03-6.94 (m, 3H), 3.90 (s, 3H); ^{13}C NMR (100 MHz, CDCl_3) δ 188.4, 163.6, 162.1, 149.7, 142.0, 134.0, 132.1, 131.9, 130.7, 130.6, 128.1, 113.9, 110.7, 95.2, 55.5. MS ESI (GC) m/z 407 $[\text{M}]^+$, 207 (100); HRMS (ESI-TOF) m/z calcd for $\text{C}_{17}\text{H}_{14}\text{IO}_4$ $[\text{M}+\text{H}]^+$ 408.9937; Found 408.9930.

(E)-3-ethoxy-3-oxoprop-1-en-1-yl 2-iodo-6-methylbenzoate (1m): Following method A, compound **1m** was obtained from the reaction of 2-iodo-6-methylbenzoic acid (500 mg, 1.91

mmol) and ethyl propiolate (206 mg, 2.10 mmol) as a yellow solid (563 mg, 82% yield): mp 80°C; FTIR 1430, 1464, 1507, 1583, 1653, 1730, 1756 cm⁻¹; ¹H NMR (400 MHz, CDCl₃) δ 8.49 (dd, 1H, *J*₁ = 12.4 Hz, *J*₂ = 1.6 Hz), 7.67-7.61 (m, 1H), 7.18 (d, 1H, *J* = 8 Hz), 7.06-6.98 (m, 1H), 5.85 (dd, 1H, *J*₁ = 12.4 Hz, *J*₂ = 1.6 Hz), 4.21 (q, 2H, *J* = 2 Hz), 2.31 (s, 3H), 1.28 (t, 3H, *J* = 2 Hz); ¹³C NMR (100 MHz, CDCl₃) δ 165.7, 164.5, 149.3, 137.5, 137.3, 136.6, 131.6, 129.9, 107.5, 91.8, 60.6, 20.1, 14.2. MS ESI (GC) *m/z* 359 [M]⁺, 207 (100). HRMS (ESI -TOF) *m/z* calcd for C₁₃H₁₄IO₄ [M+H]⁺ 360.9937; Found 360.9991.

(*E*)-3-ethoxy-3-oxoprop-1-en-1-yl 2,5-diiodobenzoate (1n): Following method A, compound **1n** was obtained from the reaction of 2,5-diiodobenzoic acid (500 mg, 1.34 mmol) and ethyl propiolate (144 mg, 1.47 mmol) as a yellow solid (473 mg, 75% yield); mp 80°C; FTIR 1430, 1464, 1507, 1583, 1653, 1730, 1756 cm⁻¹; ¹H NMR (400 MHz, CDCl₃) δ 8.48 (d, 1H, *J* = 12.4 Hz), 8.23 (s, 1H), 7.77 (d, 1H, *J* = 8.4 Hz), 7.57-7.51 (m, 1H), 5.95 (d, 1H, *J* = 12.4 Hz), 4.26 (q, 2H, *J* = 6.8 Hz), 1.33 (t, 3H, *J* = 6.8 Hz); ¹³C NMR (100 MHz, CDCl₃) δ 165.7, 160.6, 149.2, 143.3, 142.8, 140.4, 133.7, 107.5, 94.4, 93.1, 6.7, 14.2. HRMS (ESI -TOF) *m/z* calcd for C₁₂H₁₁I₂O₄ [M+H]⁺ 472.8747; Found 472.8739.

(*E*)-4-ethoxy-4-oxobut-2-en-2-yl 2-iodobenzoate (1o): Following method B, compound **1o** was obtained from the reaction of 2-iodobenzoyl chloride (in situ prepared from 500 mg of acid) and ethyl acetoacetate (262 mg, 2.02 mmol) as a colourless oil (474 mg, 65% yield); FTIR 1430, 1465, 1507, 1583, 1653, 1729, 1755 cm⁻¹; ¹H NMR (400 MHz, CDCl₃) δ 8.09-8.03 (m, 1H), 7.90 (dd, 1H, *J*₁ = 7.6 Hz, *J*₂ = 1.6 Hz), 7.50-7.42 (m, 1H), 7.27-7.19 (m, 1H), 5.87 (s, 1H), 4.22 (q, 2H, *J* = 7.2 Hz), 2.51 (s, 3H), 1.31 (t, 3H, *J* = 7.2 Hz); ¹³C NMR (100 MHz, CDCl₃) δ 165.8, 165.7, 165.6, 141.7, 133.4, 131.5, 128.1, 110.7, 94.5, 60.3, 18.2, 14.2. HRMS (ESI -TOF) *m/z* calcd for C₁₃H₁₄IO₄ [M+H]⁺ 360.9937; Found 360.9928.

(*E*)-3-ethoxy-3-oxo-1-phenylprop-1-en-1-yl 2-iodobenzoate (1p): Following method B, compound **1p** was obtained from the reaction of 2-iodobenzoyl chloride (in situ prepared

from 500 mg of acid) and ethyl benzoylacetate (387 mg, 2.02 mmol) as yellow solid (538 mg, 63% yield); mp 98°C; FTIR 1430, 1464, 1507, 1583, 1653, 1730, 1756 cm⁻¹; ¹H NMR (400 MHz, CDCl₃) δ 8.34 (d, 1H, *J* = 8 Hz), 8.10 (d, 1H, *J* = 8 Hz), 7.68 (d, 2H, *J* = 8 Hz), 7.57-7.49 (m, 1H), 7.49-7.40 (m, 3H), 7.29-7.22 (m, 1H), 6.40 (s, 1H), 4.19 (q, 2H, *J* = 7.2 Hz), 1.24 (t, 3H, *J* = 7.2 Hz); ¹³C NMR (100 MHz, CDCl₃) δ 164.0, 162.9, 157.7, 141.7, 133.4, 133.2, 133.0, 132.3, 131.0, 128.8, 128.1, 126.1, 106.8, 95.2, 60.4, 14.1. HRMS (ESI-TOF) *m/z* calcd for C₁₈H₁₆IO₄ [M+H]⁺ 423.0093; Found 423.0085.

(*E*)-4-oxopent-2-en-2-yl 2-iodobenzoate (1q): Following method B, compound **1q** was obtained from the reaction of 2-iodobenzoyl chloride (in situ prepared from 500 mg of acid) and acetylacetone (202 mg, 2.02 mmol) as a colourless oil in (407 mg, 61% yield); FTIR 1430, 1464, 1507, 1583, 1653, 1730, 1756 cm⁻¹; ¹H NMR (400 MHz, CDCl₃) δ 8.06 (d, 1H, *J* = 8 Hz), 7.93-7.87 (m, 1H), 7.51-7.43 (m, 1H), 7.27-7.19 (m, 1H), 6.27 (s, 1H), 2.47 (s, 1H), 2.28 (s, 1H); ¹³C NMR (100 MHz, CDCl₃) δ 163.5, 162.5, 141.8, 133.5, 133.4, 131.5, 128.2, 128.1, 116.7, 94.6, 32.2, 18.6. MS ESI (GC) *m/z* 330 [M]⁺, 231 (100); HRMS (ESI-TOF) *m/z* calcd for C₁₂H₁₂IO₃ [M+H]⁺ 330.9831; Found 330.9823.

(*E*)-3-ethoxy-3-oxoprop-1-en-1-yl benzoate²³ (4a): Following method A, compound **4a** was obtained from the reaction of benzoic acid (500 mg, 4.09 mmol) and ethyl propiolate (441 mg, 4.50 mmol) as a colourless oil (766 mg, 85% yield); FTIR 1430, 1464, 1507, 1583, 1653, 1730, 1756 cm⁻¹; ¹H NMR (400 MHz, CDCl₃) δ 8.55 (d, 1H, *J* = 12.4 Hz), 8.12 (d, 2H, *J* = 8 Hz), 7.67-7.61 (m, 1H), 7.51 (t, 2H, *J* = 8 Hz), 5.91 (d, 1H, *J* = 12.4 Hz), 4.25 (q, 2H, *J* = 7.2 Hz), 1.32 (t, 3H, *J* = 7.2 Hz); ¹³C NMR (100 MHz, CDCl₃) δ 166.2, 162.5, 149.8, 134.4, 130.3, 128.7, 127.6, 106.4, 60.5, 14.2. MS ESI (GC) *m/z* 220 [M]⁺, 105 (100).

(*E*)-4-ethoxy-4-oxobut-2-en-2-yl benzoate²⁴ (4b): Following method C, compound **4b** was obtained from the reaction of benzoyl chloride (500 mg, 3.57 mmol) and ethyl acetoacetate (463 mg, 3.56 mmol) as a colourless oil (624 mg, 75 % yield); FTIR 1429, 1464, 1506, 1583,

1653, 1730, 1755 cm^{-1} ; ^1H NMR (400 MHz, CDCl_3) δ 8.07 (d, 2H, $J = 7.6$ Hz), 7.65-7.57 (m, 1H), 7.47 (t, 2H, $J = 7.6$ Hz), 5.82 (s, 1H), 4.19 (q, 2H, $J = 7.2$ Hz), 2.48 (s, 3H), 1.28 (t, 3H, $J = 7.2$ Hz); ^{13}C NMR (100 MHz, CDCl_3) δ 165.9, 164.1, 163.9, 133.8, 130.0, 128.8, 128.4, 110.4, 60.2, 18.2, 14.2. MS ESI (GC) m/z 234 $[\text{M}]^+$, 105 (100).

4-oxopent-2-en-2-yl benzoate²⁴ (4c): Following method C, compound **4c** was obtained from the reaction of benzoyl chloride (500 mg, 3.57 mmol) and acetylacetone (357 mg, 3.57 mmol) as a mixture ($E:Z = 2:1$) (530 mg, 73% yield); FTIR 1430, 1464, 1507, 1583, 1653, 1730, 1756 cm^{-1} ; For *E* isomer: colourless liquid; ^1H NMR (400 MHz, CDCl_3) δ 8.12-8.01 (m, 2H), 7.68-7.56 (m, 1H), 7.55-7.40 (m, 2H), 6.24 (s, 1H), 2.45 (s, 3H), 2.26 (s, 1H); ^{13}C NMR (100 MHz, CDCl_3) δ 197.4, 164.0, 162.9, 133.9, 130.0, 129.0, 128.6, 116.6, 32.2, 18.7. For *Z* isomer: colourless liquid; ^1H NMR (400 MHz, CDCl_3) δ 8.14-8.04 (m, 2H), 7.67-7.55 (m, 1H), 7.55-7.44 (m, 2H), 5.89 (s, 1H), 2.18 (s, 3H), 2.13 (s, 1H); ^{13}C NMR (100 MHz, CDCl_3) δ 195.5, 163.4, 158.2, 133.9, 130.1, 129.1, 128.3, 117.3, 31.0, 21.4. MS ESI (GC) m/z 204 $[\text{M}]^+$, 105 (100).

General procedure for preparation of isocoumarin from 2-iodo enol esters (1) (Method I)

A mixture of enol ester **1** (50 mg), AgOAc (1 equiv), dimethyl aminopyridine (DMAP) (1.2 equiv) in CH_3CN (2 mL) was stirred at room temperature for 12h. Completion of the reaction was monitored by TLC. Then the reaction mixture was charged for column chromatography over silica gel using a mixture of petroleum ether and ethyl acetate (9:1) as an eluent to enable the desired isocoumarin.

General procedure for the synthesis of isocoumarin from 2-iodo benzoic acid (3) at room temperature (Method II)

A mixture of enol ester **4a** (50 mg), 2-iodobenzoic acid (1 equiv), AgOAc (1 equiv), DMAP (2 equiv) in CH_3CN (2 mL) was stirred at room temperature for 12 h. Then the reaction

mixture was charged for column chromatography over silica gel using a mixture of petroleum ether and ethyl acetate (9:1) as an eluent to produce the desired isocoumarin.

General procedure for the synthesis of isocoumarin from 2-iodo benzoic acid (3) at 50°C (Method III)

A mixture of enol ester (**4b** or **4c**) (50 mg), 2-iodobenzoic acid (1 equiv), AgOAc (1 equiv), DMAP (2 equiv) in CH₃CN (2 mL) was heated at 50°C for 12h. Then the reaction mixture was charged for column chromatography over silica gel using a mixture of petroleum ether and ethyl acetate (9:1) as an eluent to afford the desired isocoumarin.

Ethyl 1-oxo-1H-isochromene-4-carboxylate (2a): Following method **I**, compound **2a** was prepared from the Ag-mediated annulation of **1a** as a white solid (30 mg, 95% yield). Following method **II**, compound **2a** was also prepared from the reaction of 2-iodobenzoic acid (**3a**) and enol-ester (**4a**) as a white solid (39 mg, 79 % yield): mp 68°C; FTIR 2940, 1744, 1728, 1492, 1483, 1468, 1442, 1418 cm⁻¹; ¹H NMR (400 MHz, CDCl₃) δ 8.69 (d, 1H, *J* = 8.4 Hz), 8.35 (dd, 1H, *J*₁ = 8 Hz, *J*₂ = 1.2 Hz), 8.22 (s, 1H), 7.80-7.89 (m, 1H), 7.57-7.65 (m, 1H), 4.41 (q, 2H, *J* = 7.2 Hz), 1.43 (t, 3H, *J* = 7.2 Hz); ¹³C NMR (100 MHz, CDCl₃) δ 164.0, 160.9, 152.4, 135.4, 133.6, 129.9, 129.0, 125.4, 120.4, 110.1, 61.2, 14.2. HRMS (ESI-TOF) *m/z* calcd for C₁₂H₁₁O₄ [M+H]⁺ 219.0659; Found 219.0648.

Propyl 1-oxo-1H-isochromene-4-carboxylate (2b): Following method **I**, compound **2b** was prepared from **1b** as colourless liquid (21 mg, 65% yield): FTIR 2940, 1744, 1736, 1728, 1492, 1483, 1468, 1459 1442, 1418 cm⁻¹; ¹H NMR (400 MHz, CDCl₃) δ 8.67 (d, 1H, *J* = 8.4 Hz), 8.34 (dd, 1H, *J*₁ = 8 Hz, *J*₂ = 1.2 Hz), 8.21 (s, 1H), 7.79-7.87 (m, 1H), 7.56-7.64 (m, 1H), 4.30 (t, 2H, *J* = 6.6 Hz), 1.75-1.88 (m, 2H), 1.05 (t, 3H, *J* = 7.2 Hz); ¹³C NMR (100 MHz, CDCl₃) δ 164.1, 160.8, 152.4, 135.4, 133.6, 129.9, 129.0, 125.4, 120.4, 110.1, 66.8, 22.0, 10.5. HRMS (ESI-TOF) *m/z* calcd for C₁₃H₁₃O₄ [M+H]⁺ 233.0816; Found 233.0806.

Butyl 1-oxo-1H-isochromene-4-carboxylate (2c): Following method **I**, compound **2c** was prepared from **1c** as a white solid (25 mg, 76% yield): mp 57°C; FTIR 2925, 1752, 1744, 1736, 1492, 1483, 1468, 1459, 1427, 1418 cm⁻¹; ¹H NMR (400 MHz, CDCl₃) δ 8.67 (d, 1H, *J* = 8 Hz), 8.34 (dd, 1H, *J*₁ = 8 Hz, *J*₂ = 1.2 Hz), 8.20 (s, 1H), 7.79-7.88 (m, 1H), 7.56-7.64 (m, 1H), 4.35 (t, 2H, *J* = 6.6 Hz), 1.71-1.82 (m, 2H), 1.43-1.53 (m, 2H), 1.00 (t, 3H, *J* = 7.4 Hz); ¹³C NMR (100 MHz, CDCl₃) δ 164.1, 160.9, 152.4, 135.4, 133.6, 129.9, 129.0, 125.4, 120.4, 110.1, 65.1, 30.6, 19.2, 13.7. HRMS (ESI-TOF) *m/z* calcd for C₁₄H₁₅O₄ [M+H]⁺ 247.0972; Found 247.0962.

Pentyl 1-oxo-1H-isochromene-4-carboxylate (2d): Following method **I**, compound **2d** was prepared from **1d** as yellowish liquid (25 mg, 74% yield): FTIR 2925, 1744, 1728, 1492, 1483, 1459, 1427, 1428 cm⁻¹; ¹H NMR (400 MHz, CDCl₃) δ 8.67 (d, 1H, *J* = 8 Hz), 8.34 (d, 1H, *J* = 8 Hz), 8.20 (s, 1H), 7.83 (t, 1H, *J* = 7.6 Hz), 7.59 (t, 1H, *J* = 7.6 Hz), 4.33 (t, 2H, *J* = 6.8 Hz), 1.71-1.82 (m, 2H), 1.38-1.45 (m, 4H), 0.91-0.98 (m, 3H); ¹³C NMR (100 MHz, CDCl₃) δ 164.1, 160.9, 152.4, 135.4, 133.6, 129.9, 129.0, 125.4, 120.4, 110.1, 65.4, 28.3, 28.1, 22.3, 14.0. HRMS (ESI-TOF) *m/z* calcd for C₁₅H₁₇O₄ [M+H]⁺ 261.1129; Found 261.1120.

Octyl 1-oxo-1H-isochromene-4-carboxylate (2e): Following method **I**, compound **2e** was prepared from **1e** as a colourless liquid (28 mg, 80% yield): FTIR 2950, 1744, 1728, 1492, 1468, 1442, 1427, 1418 cm⁻¹; ¹H NMR (400 MHz, CDCl₃) δ 8.68 (d, 1H, *J* = 8 Hz), 8.35 (dd, 1H, *J*₁ = 7.8 Hz, *J*₂ = 1 Hz), 8.21 (s, 1H), 7.80-7.89 (m, 1H), 7.57-7.65 (m, 1H), 4.34 (t, 2H, *J* = 6.6 Hz), 1.73-1.84 (m, 2H), 1.24-1.48 (m, 10H), 0.86-0.94 (m, 3H); ¹³C NMR (100 MHz, CDCl₃) δ 164.1, 160.9, 152.4, 135.4, 133.6, 129.9, 129.0, 125.4, 120.4, 110.2, 65.4, 31.7, 29.2, 29.1, 28.6, 26.0, 22.6, 14.1. HRMS (ESI-TOF) *m/z* calcd for C₁₈H₂₃O₄ [M+H]⁺ 303.1598; Found 303.1592.

Cyclohexyl 1-oxo-1H-isochromene-4-carboxylate (2f): Following method I, compound **2f** was prepared from **1f** as a colourless liquid (22 mg, 66% yield): FTIR 1744, 1736, 1728, 1492, 1483, 1468, 1442, 1418 cm^{-1} ; ^1H NMR (400 MHz, CDCl_3) δ 8.68 (d, 1H, $J = 8$ Hz), 8.35 (dd, 1H, $J_1 = 7.6$ Hz, $J_2 = 1.2$ Hz), 8.20 (s, 1H), 7.80-7.88 (m, 1H), 7.56-7.64 (m, 1H), 5.01-5.11 (m, 1H), 1.37-1.66 (m, 10H); ^{13}C NMR (100 MHz, CDCl_3) δ 163.5, 160.9, 152.2, 135.3, 133.7, 129.9, 128.9, 125.4, 120.4, 110.5, 73.7, 31.6, 25.3, 23.7. HRMS (ESI -TOF) m/z calcd for $\text{C}_{16}\text{H}_{17}\text{O}_4$ $[\text{M}+\text{H}]^+$ 273.1129; Found 273.1118.

Benzyl 1-oxo-1H-isochromene-4-carboxylate (2g): Following method I, compound **2g** was prepared from **1g** as a white solid (18 mg, 53% yield): mp 76°C ; ^1H NMR (400 MHz, CDCl_3) δ 8.69 (d, 1H, $J = 8$ Hz), 8.34 (dd, 1H, $J_1 = 8$ Hz, $J_2 = 1.2$ Hz), 8.25 (s, 1H), 7.79-7.88 (m, 1H), 7.56-7.64 (m, 1H), 7.37-7.49 (m, 5H), 5.38 (s, 2H); ^{13}C NMR (100 MHz, CDCl_3) δ 163.8, 160.7, 152.8, 135.4, 135.3, 133.5, 130.0, 129.0, 128.7, 128.7, 128.6, 128.4, 125.3, 120.4, 109.9, 66.9. HRMS (ESI-TOF) m/z calcd for $\text{C}_{17}\text{H}_{13}\text{O}_4$ $[\text{M}+\text{H}]^+$ 281.0816; Found 281.0808.

Allyl 1-oxo-1H-isochromene-4-carboxylate (2h): Following method I, compound **2h** was prepared from **1h** as a white solid (19 mg, 60% yield): mp 59°C ; ^1H NMR (400 MHz, CDCl_3) δ 8.69 (d, 1H, $J = 8.4$ Hz), 8.35 (dd, 1H, $J_1 = 8$ Hz, $J_2 = 1.2$ Hz), 8.26 (s, 1H), 7.80-7.88 (m, 1H), 7.57-7.65 (m, 1H), 5.97-6.11 (m, 1H), 5.39-5.44 (m, 1H), 5.35 (dd, 1H, $J_1 = 10.4$ Hz, $J_2 = 1.2$ Hz), 4.81-4.87 (m, 2H); ^{13}C NMR (100 MHz, CDCl_3) δ 163.7, 160.8, 152.7, 135.4, 133.5, 131.6, 130.0, 129.1, 125.3, 120.4, 119.1, 109.9, 65.8. HRMS (ESI -TOF) m/z calcd for $\text{C}_{13}\text{H}_{11}\text{O}_4$ $[\text{M}+\text{H}]^+$ 231.0659; Found 231.0649.

Prop-2-yn-1-yl 1-oxo-1H-isochromene-4-carboxylate (2i): Following method I, compound **2i** was prepared from **1i** as a white solid (22 mg, 70% yield): mp 104°C ; FTIR 2323, 1744, 1728, 1647, 1492, 1451, 1427, 1408 cm^{-1} ; ^1H NMR (400 MHz, CDCl_3) δ 8.68 (d, 1H, $J =$

8.4Hz), 8.35 (dd, 1H, $J_1 = 8\text{Hz}$, $J_2 = 1.2\text{Hz}$), 8.29 (s, 1H), 7.81-7.90 (m, 1H), 7.58-7.66 (m, 1H), 4.95 (d, 2H, $J = 2.4\text{Hz}$), 2.58 (t, 1H, $J = 2.4\text{Hz}$); ^{13}C NMR (100 MHz, CDCl_3) δ 163.2, 160.6, 153.2, 135.5, 133.2, 130.0, 129.2, 125.3, 120.3, 109.3, 77.1, 75.6, 52.5. HRMS (ESI - TOF) m/z calcd for $\text{C}_{13}\text{H}_9\text{O}_4$ $[\text{M}+\text{H}]^+$ 229.0503; Found 229.0494.

***p*-Tolyl 1-oxo-1H-isochromene-4-carboxylate (2j)**: Following method **I**, compound **2j** was prepared from **1j** as a white solid (16 mg, 47% yield): mp 76°C ; ^1H NMR (400 MHz, CDCl_3) δ 8.72 (d, 1H, $J = 8\text{Hz}$), 8.51 (s, 1H), 8.39 (dd, 1H, $J_1 = 6.8\text{Hz}$, $J_2 = 1.2\text{Hz}$), 7.82-7.90 (m, 1H), 7.60-7.68 (m, 1H), 7.27 (d, 2H, $J = 8.4\text{Hz}$), 7.10 (dd, 2H, $J_1 = 6.4\text{Hz}$, $J_2 = 2\text{Hz}$), 2.41 (s, 3H); ^{13}C NMR (100 MHz, CDCl_3) δ 162.8, 160.6, 153.6, 147.7, 136.1, 135.6, 133.3, 130.1, 130.0, 129.2, 125.4, 121.3, 120.3, 109.5, 20.9. HRMS (ESI -TOF) m/z calcd for $\text{C}_{17}\text{H}_{13}\text{O}_4$ $[\text{M}+\text{H}]^+$ 281.0184; Found 281.0180.

2-methoxyethyl 1-oxo-1H-isochromene-4-carboxylate (2k): Following method **I**, compound **2k** was prepared from **1k** as a white solid (23 mg, 71% yield): mp 58°C ; ^1H NMR (400 MHz, CDCl_3) δ 8.66 (d, 1H, $J = 8.4\text{Hz}$), 8.35 (dd, 1H, $J_1 = 8\text{Hz}$, $J_2 = 2.8\text{Hz}$), 8.26 (s, 1H), 7.80-7.88 (m, 1H), 7.57-7.65 (m, 1H), 4.47-4.53 (m, 2H), 3.71-3.77 (m, 2H), 3.45 (s, 3H); ^{13}C NMR (100 MHz, CDCl_3) δ 164.0, 160.8, 152.7, 135.4, 133.5, 130.0, 129.0, 125.3, 120.3, 109.9, 70.3, 64.1, 59.0. HRMS (ESI-TOF) m/z calcd for $\text{C}_{13}\text{H}_{13}\text{O}_5$ $[\text{M}+\text{H}]^+$ 249.0765; found 249.0755.

4-(4-methoxybenzoyl)-1H-isochromen-1-one (2l): Following method **I**, compound **2l** was prepared from **1l** as a white solid (25 mg, 72% yield): mp 76°C ; ^1H NMR (400 MHz, CDCl_3) δ 8.40 (d, 1H, $J = 8\text{Hz}$), 8.0 (d, 1H, $J = 8\text{Hz}$), 7.92 (dd, 2H, $J_1 = 6.8\text{Hz}$, $J_2 = 2\text{Hz}$), 7.76-7.84 (m, 1H), 7.59-7.67 (m, 2H), 7.01 (dd, 2H, $J_1 = 7\text{Hz}$, $J_2 = 1.8\text{Hz}$), 3.92 (s, 3H); ^{13}C NMR (100 MHz, CDCl_3) δ 190.8, 164.2, 160.8, 149.7, 135.2, 134.3, 132.4, 130.3, 130.0,

129.3, 125.2, 120.9, 118.2, 114.0, 55.6. HRMS (ESI -TOF) m/z calcd for $C_{17}H_{13}O_4$ $[M+H]^+$ 281.0814; Found 281.0806.

Ethyl 8-methyl-1-oxo-1H-isochromene-4-carboxylate (2m): Following method **I**, compound **2m** was prepared from **1m** as a colourless liquid (20 mg, 63% yield). Following method **II**, compound **2m** was also prepared from the reaction of **3d** and **4a** as a white solid (25 mg, 48% yield): FTIR 2925, 2877, 1744, 1728, 1492, 1483, 1468, 1435 cm^{-1} ; 1H NMR (400 MHz, $CDCl_3$) δ 8.53 (d, 1H, $J = 8.4$ Hz), 8.16 (s, 1H), 7.67 (t, 1H, $J = 7.8$ Hz), 7.39 (d, 1H, $J = 7.6$ Hz), 4.39 (q, 2H, $J = 7.2$ Hz), 2.83 (s, 3H), 1.41 (t, 3H, $J = 7$ Hz); ^{13}C NMR (100 MHz, $CDCl_3$) δ 164.3, 160.0, 152.3, 143.8, 135.0, 134.5, 132.0, 123.2, 118.8, 110.2, 61.1, 23.8, 14.2; HRMS (ESI -TOF) m/z calcd for $C_{13}H_{13}O_4$ $[M+H]^+$ 233.0816; Found 233.0804.

Ethyl 7-iodo-1-oxo-1H-isochromene-4-carboxylate (2n): Following method **I**, compound **2n** was prepared from the reaction of **1n** as a white solid (16 mg, 45% yield). Following method **II**, compound **2n** was also prepared from the reaction of **3b** and **4a** as a white solid (33 mg, 42% yield); mp 128°C; FTIR 2910, 1752, 1736, 1728, 1483, 1459, 1435, 1418; 1H NMR (400 MHz, $CDCl_3$) δ 8.68 (d, 1H, $J = 2$ Hz), 8.45 (d, 1H, $J = 8.8$ Hz), 8.24 (s, 1H), 8.12 (dd, 1H, $J_1 = 8.4$ Hz, $J_2 = 2$ Hz), 4.40 (q, 2H, $J = 7.2$ Hz), 1.41 (t, 3H, $J = 7.2$ Hz); ^{13}C NMR (100 MHz, $CDCl_3$) δ 163.7, 159.3, 152.8, 144.1, 138.5, 132.8, 127.1, 121.8, 109.7, 94.0, 61.4, 14.2. HRMS (ESI -TOF) m/z calcd for $C_{12}H_{10}IO_4$ $[M+H]^+$ 344.9626; Found 344.9618.

Ethyl 3-methyl-1-oxo-1H-isochromene-4-carboxylate²⁵ (2o): Following method **I**, compound **2o** was prepared from the reaction of **1o** as yellowish liquid (25 mg, 78% yield). Following method **II**, compound **2o** was also prepared from the reaction of **3a** and **4b** as yellowish liquid (32 mg, 65% yield): FTIR 2925, 1752, 1736, 1720, 1712, 1492, 1483, 1475, 1459, 1442 cm^{-1} ; 1H NMR (400 MHz, $CDCl_3$) δ 8.29 (dd, 1H, $J_1 = 7.6$ Hz, $J_2 = 0.8$ Hz), 7.70-7.81 (m, 2H), 7.48-7.56 (m, 1H), 4.46 (q, 2H, $J = 7.2$ Hz), 2.47 (s, 3H), 1.44 (t, 3H, $J = 7.2$

Hz); ^{13}C NMR (100 MHz, CDCl_3) δ 165.8, 161.2, 157.6, 135.1, 134.6, 129.6, 128.1, 124.1, 119.4, 110.2, 61.7, 19.3, 14.2.

Ethyl 1-oxo-3-phenyl-1H-isochromene-4-carboxylate²⁵ (**2p**): Following method **I**, compound **2p** was prepared from **1p** as colourless liquid (18 mg, 51% yield): FTIR 2975, 1744, 1736, 1712, 1483, 1468, 1460, 1459, 1451, 1043 cm^{-1} ; ^1H NMR (400 MHz, CDCl_3) δ 8.39 (dd, 1H, $J_1 = 7.2$ Hz, $J_2 = 1.2$ Hz), 8.03 (dd, 1H, $J_1 = 8.8$ Hz, $J_2 = 1.8$ Hz), 7.73-7.84 (m, 2H), 7.63-7.69 (m, 2H), 7.49 7.64 (m, 1H), 7.26-7.52 (m, 3H), 4.22 (q, 2H, $J = 7.2$ Hz), 1.06 (t, 3H, $J = 7.0$ Hz); ^{13}C NMR (100 MHz, CDCl_3) δ 166.3, 161.1, 155.4, 135.3, 134.6, 132.6, 130.5, 129.9, 128.8, 128.4, 128.1, 124.1, 119.8, 110.9, 61.9, 13.56.

4-acetyl-3-methyl-1H-isochromen-1-one²⁶ (**2q**): Following method **I**, compound **2q** was prepared from **1q** as a white solid (20 mg, 65% yield). Following method **III**, compound **2q** was also prepared from the reaction of **3a** and **4c** as a white solid (23 mg, 47% yield): mp 102°C; FTIR 1752, 1736, 1696, 1492, 1459, 1442, 1427, 1418 cm^{-1} ; ^1H NMR (400 MHz, CDCl_3) δ 8.33 (dd, 1H, $J_1 = 7.6$ Hz, $J_2 = 1.0$ Hz), 7.71-7.79 (m, 1H), 7.51-7.58 (m, 1H), 7.34 (d, 1H, $J = 8$ Hz), 2.60 (s, 3H), 2.34 (s, 3H); ^{13}C NMR (100 MHz, CDCl_3) δ 201.3, 161.3, 152.6, 135.1, 134.3, 130.1, 128.3, 123.0, 119.8, 118.5, 32.4, 18.3.

Ethyl 7-chloro-1-oxo-1H-isochromene-4-carboxylate (**5a**): Following method **II**, compound **5a** was prepared from the reaction of **3c** and **4a** as a white solid (36 mg, 63% yield): mp 94°C; FTIR 2925, 2901, 1736, 1720, 1712, 1483, 1468, 1451, 1435 cm^{-1} ; ^1H NMR (400 MHz, CDCl_3) δ 8.66 (d, 1H, $J = 8.8$ Hz), 8.28 (d, 1H, $J = 2.4$ Hz), 8.21 (s, 1H), 7.76 (dd, 1H, $J_1 = 8.8$ Hz, $J_2 = 2.4$ Hz), 4.40 (q, 2H, $J = 7.2$ Hz), 1.41 (t, 3H, $J = 7.2$ Hz); ^{13}C NMR (100 MHz, CDCl_3) δ 163.7, 159.7, 152.5, 135.6, 135.0, 132.0, 129.3, 127.2, 121.7, 109.6, 61.4, 14.2. MS ESI (GC) m/z 252 $[\text{M}]^+$, 168 (100); HRMS (ESI -TOF) m/z calcd for $\text{C}_{12}\text{H}_{10}\text{ClO}_4$ $[\text{M}+\text{H}]^+$ 253.0268; Found 253.0258.

Ethyl 7-iodo-3-methyl-1-oxo-1H-isochromene-4-carboxylate (5b): Following method **III**, compound **5b** was prepared from the reaction of **3b** and **4b** as a white solid (37 mg, 48% yield): mp 100°C; ¹H NMR (400 MHz, CDCl₃) δ 8.63 (d, 1H, *J* = 2 Hz), 8.03 (dd, 1H, *J*₁=8.8 Hz, *J*₂=1.8 Hz), 7.58 (d, 1H, *J* = 8.4 Hz), 4.46 (q, 2H, *J* = 7.2 Hz), 2.47 (s, 3H), 1.44 (t, 3H, *J* = 7.2 Hz); ¹³C NMR (100 MHz, CDCl₃) δ 165.3, 159.6, 158.84, 143.7, 138.2, 133.9, 125.9, 120.9, 109.7, 92.6, 61.8, 19.6, 14.2. MS ESI (GC) *m/z* 358 [M]⁺ (100); HRMS (ESI -TOF) *m/z* calcd for C₁₃H₁₂IO₄ [M+H]⁺ 358.9780; found 358.9768.

Ethyl 7-chloro-3-methyl-1-oxo-1H-isochromene-4-carboxylate (5c): Following method **III**, compound **5c** was prepared from the reaction of **3c** and **4b** as a white solid (31 mg, 55% yield): mp 98°C; FTIR 2925, 1744, 1736, 1720, 1475, 1459, 1451, 1435, 1412, 669 cm⁻¹; ¹H NMR (400 MHz, CDCl₃) δ 8.26 (d, 1H, *J* = 2.4 Hz), 7.80 (d, 1H, *J* = 8.4 Hz), 7.69 (dd, 1H, *J*₁ = 9 Hz, *J*₂ = 2.2 Hz), 4.46 (q, 2H, *J* = 7.2 Hz), 2.49 (s, 3H), 1.44 (t, 3H, *J* = 7 Hz); ¹³C NMR (100 MHz, CDCl₃) δ 165.4, 460.1, 158.5, 135.4, 134.1, 133.0, 129.0, 126.0, 120.7, 109.6, 61.9, 19.5, 14.2. MS ESI (GC) *m/z* 266 [M]⁺, 220 (100); HRMS (ESI-TOF) *m/z* calcd for C₁₃H₁₂ClO₄ [M+H]⁺ 267.0424; Found 267.0417.

4-Acetyl-7-iodo-3-methyl-1H-isochromen-1-one (5d): Following method **III**, compound **5d** was prepared from the reaction of **3b** and **4c** as a white solid (36 mg, 45% yield): mp 128°C; FTIR-1752, 1736, 1720, 1696, 1492, 1483, 1459, 1427, 1418cm⁻¹; ¹H NMR (400 MHz, CDCl₃) δ 8.66 (d, 1H, *J* = 2 Hz), 8.02 (dd, 1H, *J*₁ = 8.4 Hz, *J*₂ = 2.0 Hz), 7.10 (d, 1H, *J* = 8.4 Hz), 2.58 (s, 3H), 2.33 (s, 3H); ¹³C NMR (100 MHz, CDCl₃) δ 200.6, 159.7, 153.5, 143.8, 138.7, 133.5, 124.7, 121.2, 118.11, 92.7, 32.4, 18.6. MS ESI (GC) *m/z* 328 [M]⁺ (100); HRMS (ESI-TOF) *m/z* calcd for C₁₂H₁₀IO₃ [M+H]⁺ 328.9675; Found 328.9667.

4-Acetyl-7-chloro-3-methyl-1H-isochromen-1-one (5e): Following method **III**, compound **5e** was prepared from the reaction of **3c** and **4c** as a yellow solid (24 mg, 41% yield): mp

128°C; FTIR 1736, 1720, 1696, 1492, 1483, 1459, 1427, 1418, 669 cm^{-1} ; ^1H NMR (400 MHz, CDCl_3) δ 8.26 (d, 1H, $J = 2.4$ Hz), 7.68 (dd, 1H, $J_1 = 8.8$ Hz, $J_2 = 2.4$ Hz), 7.32 (d, 1H, $J = 8.8$ Hz), 2.59 (s, 3H), 2.34 (s, 3H); ^{13}C NMR (100 MHz, CDCl_3) δ 200.6, 160.1, 153.2, 135.4, 134.3, 132.7, 129.5, 124.8, 121.1, 117.9, 32.4, 18.5. MS ESI (GC) m/z 236 $[\text{M}]^+$, 221 (100); HRMS (ESI-TOF) m/z calcd for $\text{C}_{12}\text{H}_{10}\text{ClO}_3$ $[\text{M}+\text{H}]^+$ 237.0318; Found 237.0309.

4-acetyl-3,8-dimethyl-1H-isochromen-1-one (5f): Following method **III**, compound **5f** was prepared from the reaction of **3d** and **4c** as a white solid (26 mg, 49% yield): mp 102°C; FTIR 2942, 1752, 1736, 1696, 1492, 1483, 1459, 1427, 1418 cm^{-1} ; ^1H NMR (400 MHz, CDCl_3) δ 7.58 (t, 1H, $J = 7.8$ Hz), 7.32 (d, 1H, $J = 7.6$ Hz), 7.10 (d, 1H, $J = 8.0$ Hz), 2.83 (s, 3H), 2.56 (s, 3H), 2.28 (s, 3H); ^{13}C NMR (100 MHz, CDCl_3) δ 202.0, 160.7, 151.7, 144.2, 135.8, 134.3, 131.2, 120.9, 118.8, 118.2, 32.4, 23.5, 18.0. MS ESI (GC) m/z 216 $[\text{M}]^+$, 201 (100); HRMS (ESI-TOF) m/z calcd for $\text{C}_{13}\text{H}_{13}\text{O}_3$ $[\text{M}+\text{H}]^+$ 217.0865; Found 217.0855.

4-acetyl-3-methyl-1-oxo-1H-isochromene-7-carbonitrile (5g): Following method **III**, compound **5g** was prepared from the reaction of **3e** and **4c** as a white solid (22 mg, 40% yield): mp 172°C; FTIR 2371, 1752, 1736, 1696, 1492, 1483, 1459, 1427, 1418 cm^{-1} ; ^1H NMR (400 MHz, CDCl_3) δ 8.61 (d, 1H, $J = 1.6$ Hz), 7.95 (dd, 1H, $J_1 = 8.8$ Hz, $J_2 = 1.8$ Hz), 7.49 (d, 1H, $J = 8.4$ Hz), 2.61 (s, 3H), 2.41 (s, 3H); ^{13}C NMR (100 MHz, CDCl_3) δ 199.9, 159.2, 156.3, 137.6, 137.3, 134.5, 124.3, 120.3, 117.8, 117.2, 112.1, 32.5, 18.9. MS ESI (GC) m/z 227 $[\text{M}]^+$, 212 (100); HRMS (ESI-TOF) m/z calcd for $\text{C}_{13}\text{H}_{10}\text{NO}_3$ $[\text{M}+\text{H}]$ 228.0661; Found 228.0656.

ASSOCIATED CONTENT

Supporting Information

Copies of ^1H and ^{13}C NMR of enol esters and isocoumarins. This material is available free of charge via the Internet at <http://pubs.acs.org>.

AUTHOR INFORMATION

Corresponding Author

*Email: npanda@nitrrkl.ac.in

Author Contributions

[†]PM and IM contributed equally.

Notes

Authors declare no competing financial interest.

ACKNOWLEDGMENT

Authors wish to thank SERB, (No. SB/S1/OC-21/2014), DST, Government of India for financial support.

REFERENCES

1. (a) Barry, R. D. *Chem. Rev.* **1964**, *64*, 229-260. (b) Hill, R. A. Progress in the Chemistry of Organic Natural Products, Vol. 49 (Eds: W. Herz), Springer-Verlag, New York, **1986**, pp. 1-78. (c) Dickinson, J. *Nat. Prod. Rep.* **1993**, *10*, 71-98. (d) Whyte, A. C.; Gloer, J. B. *J. Nat. Prod.* **1996**, *59*, 765-769. (e) Qi, J.; Shao, C.-L.; Li, Z.-Y.; Gan, L.-S.; Fu, X.-M.; Bian, W.-T.; Zhao, H.-Y.; Wang, C.-Y.; *J. Nat. Prod.* **2013**, *76*, 571-579.
2. Selected references: a) Pochet, L.; Frederick R.; Masereel, B. *Curr. Pharm. Des.* **2004**, *10*, 3781-3796. (b) Nozawa, K.; Yamada, M.; Tsuda, Y.; Kawai K.; Nakajima, S. *Chem. Pharm. Bull.* **1981**, *29*, 2689-2691. (c) Matsuda, H.; Shimoda ; Yoshikawa, M. *Bioorg. Med. Chem. Lett.* **1999**, *7*, 1445-1450. (d) Powers, J. C.; Asgian, J. L.; Ekici O. D.; James, K. E. *Chem. Rev.* **2002**, *102*, 4639-4750.
3. Heynekamp, J. J.; Hunsaker, L. A.; Vander Jagt, T. A.; Royer, R. E.; Decka, L. M.; Vander Jagt, D. L. *Bioorg. Med. Chem.* **2008**, *16*, 5285-5294.
4. Pal, S.; Chatare, V.; Pal, M. *Curr. Org. Chem.* **2011**, *15*, 782-800.

5. (a) Guo, X.-X. *J. Org. Chem.* **2013**, *78*, 1660-1664. (b) Liang, Y.; Xie, Y.-X.; Li, J.-H. *Synthesis* **2007**, 400-406. (c) Woon, E. C. Y.; Dhami, A.; Mahon, M. F.; Threadgill, M. D. *Tetrahedron* **2006**, *62*, 4829-4837. (d) Li, Y.; Li, G.; Ding, Q. *Eur. J. Org. Chem.* **2014**, 5017-5022. (e) Larock, R. C.; Doty, M. J.; Han, X. *J. Org. Chem.* **1999**, *64*, 8770-8779. (f) Chary, R. G.; Reddy, G. R.; Ganesh, Y. S. S.; Prasad, K. V.; Chandra, S. K. P.; Mukherjee, S.; Pal, M. *RSC Adv.* **2013**, *3*, 9641-9644. (g) Roy, S.; Roy, S.; Neuenswander, B.; Hill, D.; Larock, R. C. *J. Comb. Chem.* **2009**, *11*, 1128-1135. (h) Inack-Ngi, S.; Rahmani, R.; Commeiras, L.; Chouraqui, G.; Thibonnet, J.; Duch ne, A.; Abarbri, M.; Parrain, J.-L. *Adv. Synth. Catal.* **2009**, *351*, 779-788.
6. (a) Rubin, M.; Sromek, A. W.; Gevorgyan, V. *Synlett* **2003**, 2265-2291. (b) Ueura, K.; Satoh, T.; Miura, M. *Org. Lett.* **2007**, *9*, 1407-1409. (c) Wang, Z.-Q.; Liang, Y.; Lei, Y.; Zhou, M.-B.; Li, J.-H. *Chem. Commun.* **2009**, 5242-5244. (d) Ackermann, L.; Pospech, J.; Graczyk, K.; Rauch, K. *Org. Lett.* **2012**, *14*, 930-933. (e) Chinnagolla, R. K.; Jeganmohan, M. *Chem. Commun.* **2012**, *48*, 2030-2032. (f) Frasco, D. A.; Lilly, C. P.; Boyle, P. D.; Ison, E. A. *ACS Catal.* **2013**, *3*, 2421-2429. (g) Li, X. G.; Sun, M.; Liu, K.; Jin, Q.; Liu, P. N. *Chem. Commun.* **2015**, *51*, 2380-2383. (h) Zhang, M.; Zhang, H.-J.; Han, T.; Ruan, W.; Wen, T.-B. *J. Org. Chem.* **2015**, *80*, 620-627. (i) Warratz, S.; Kornhaa , C.; Cajaraville, A.; Niep tter, B.; Stalke, D.; Ackermann, L. *Angew. Chem. Int. Ed.* **2015**, *54*, 5513-5517.
7. Kumar, M. R.; Irudayanathan, F. M.; Moon, J. H.; Lee, S. *Adv. Synth. Catal.* **2013**, *355*, 3221-3230.
8. (a) Chen, F.; Wang, T.; Jiao, N. *Chem. Rev.* **2014**, *114*, 8613-8661. (b) Liao, Q.; Yang, X.; Xi, C. *J. Org. Chem.* **2014**, *79*, 8507-8515.
9. (a) Fan, X.; He, Y.; Cui, L.; Guo, S.; Wang, J.; Zhang, X. *Euro. J. Org. Chem.* **2012**, 673-677. (b) Cai, S.; Wang, F.; Xi, C. *J. Org. Chem.* **2012**, *77*, 2331-2336. (c) Kavala,

- V.; Wang, C.-C.; Barange, D. K.; Kuo, C.-W.; Lei, P.-M.; Yao, C.-F. *J. Org. Chem.* **2012**, 77, 5022–5029. (d) Ge, Z.-Y.; Fei, X.-D.; Tang, T.; Zhu, Y.-M.; Shen, J.-K. *J. Org. Chem.* **2012**, 77, 5736–5743.
10. (a) Nitta, K.; Imai, J.; Yamamoto, I.; Yamamoto, Y. *Agric. Biol. Chem.* **1963**, 27, 817-824. (b) Nakajima, S.; Kawai, K.; Yamada, S. *Phytochemistry* **1976**, 15, 327. (c) Kimura, Y.; Nakajima, H.; Hamasaki, T. *Agric. Biol. Chem.* **1990**, 54, 2477-2479. d) Kovacs, M.; Sonnenbichler, J. *Liebigs Ann. Chem.* **1997**, 211-212. (e) Lee, J. H.; Park, Y. J.; Kim, H. S.; Hong, Y. S.; Kim, K.-W.; Lee, J. J. *J. Antibiot.* **2001**, 54, 463-466.
11. (a) Özcan, S.; Şahin, E.; Balci, M. *Tetrahedron Lett.* **2007**, 48, 2151-2154. (b) Özcan, S.; Balci, M. *Tetrahedron* **2008**, 64, 5531–5540.
12. (a) He, Z.; Yudin, A. K. *Org. Lett.* **2006**, 8, 5829-5832. (b) Lessi, M.; Masini, T.; Nucara, L.; Bellina, F.; Rossi R. *Adv. Synth. Catal.* **2011**, 353, 501-507. (c) Chakravarty, M.; Kumara Swamy, K. C. *J. Org. Chem.* **2006**, 71, 9128–9138.
13. (a) Belgaonkar, V. H.; Usgaonkar, R. N. *J. Chem. Soc., Perkin Trans. 1* **1977**, 702-706. (b) Belgaonkar, V. H.; Usgaonkar, R. N. *Chem. Ind. (London)* **1976**, 954-955. (c) Kim, S.; Fan, G.; Lee, J.; Lee, J. J.; Kim, D. *J. Org. Chem.* **2002**, 67, 3127-3130.
14. (a) Naodovic, M.; Yamamoto, H.; *Chem. Rev.* **2008**, 108, 3132-3148. (b) Álvarez-Corral, M.; Muñoz-Dorado, M.; Rodríguez-García, I. *Chem. Rev.* **2008**, 108, 3174-3198. (c) Weibel, J.-M.; Blanc A.; Pale, P. *Chem. Rev.* **2008**, 108, 3149-3173. (d) Yamamoto, Y. *Chem. Rev.* **2008**, 108, 3199-3222. (e) Weibel, J.-M.; Blanc A.; Pale, P. Silver in Organic Chemistry (Ed. M. Hamata), Wiley, New Jersey, **2010**.
15. (a) Panda, N.; Jena, A. K. *J. Org. Chem.* **2012**, 77, 9401-9406. (b) Panda, N.; Mothkuri R. *New J. Chem.* **2014**, 38, 5727. (c) Panda, N.; Mattan, I.; Nayak, D. K. *J. Org. Chem.* **2015**, 80, 6590-6597.
16. Panda, N.; Mothkuri, R.; Pal, A.; Paital, A. R. *Adv. Synth. Catal.* **2013**, 355, 2809-2814.

- 1
2
3 17. Li, P.; Wang, L. *Synlett*. **2006**, 2261-2265.
4
5 18. Perlmutter, P.; Puniani, E. *Tetrahedron Lett*. **1996**, 37, 3755-3756.
6
7 19. Malakar, C. C.; Schmidt, D.; Conrad, J.; Beifuss, U. *Org. Lett*. **2011**, 13, 1972–1975.
8
9 20. Font, M.; Acuña-Parés, F.; Parella, T.; Serra, J.; Luis, J. M.; Lloret-Fillol, J.; Costas, M.;
10 Ribas, X. *Nature Commun*. **2014**, 5, 4373(1-7).
11
12 21. Mei, T.-S.; Giri, R.; Mangel, N.; Yu, J.-Q. *Angew. Chem. Int. Ed*. **2008**, 47, 5215-5219.
13
14 22. Mohrig, J. R.; Dabora, S. L.; Foster, T. F.; Schultz, S. C. *J. Org. Chem*. **1984**, 49, 5179-
15 5182.
16
17 23. Huang, J.; Yang, D.; Ding, S.; Zhao, K. *Faming Zhuanli Shenqing* (2013), CN
18 102951979 A.
19
20 24. Negishi E.; Liou, S.-Y.; Xu, C.; Shimoyama, I.; Makabe, H. *J. Mol. Catal. A: Chemical*
21 **1999**, 143, 279-286
22
23 25. Li, X. G.; Sun, M.; Liu, K.; Jin, Q.; Liu, P. N. *Chem. Commun*. **2015**, 51, 2380-2383.
24
25 26. Citterio, A.; Ferrario, F. *J. Chem. Res. Synop*. **1983**, 12, 308-309.
26
27
28
29
30
31
32
33
34
35
36
37
38
39
40
41
42
43
44
45
46
47
48
49
50
51
52
53
54
55
56
57
58
59
60