

ChemComm

Accepted Manuscript



This article can be cited before page numbers have been issued, to do this please use: N. Coles, M. F. Mahon and R. L. Webster, *Chem. Commun.*, 2018, DOI: 10.1039/C8CC05890C.



This is an Accepted Manuscript, which has been through the Royal Society of Chemistry peer review process and has been accepted for publication.

Accepted Manuscripts are published online shortly after acceptance, before technical editing, formatting and proof reading. Using this free service, authors can make their results available to the community, in citable form, before we publish the edited article. We will replace this Accepted Manuscript with the edited and formatted Advance Article as soon as it is available.

You can find more information about Accepted Manuscripts in the [author guidelines](#).

Please note that technical editing may introduce minor changes to the text and/or graphics, which may alter content. The journal's standard [Terms & Conditions](#) and the ethical guidelines, outlined in our [author and reviewer resource centre](#), still apply. In no event shall the Royal Society of Chemistry be held responsible for any errors or omissions in this Accepted Manuscript or any consequences arising from the use of any information it contains.

Authors

N. T. Coles,^a M. F. Mahon^a and R. L. Webster^a

Affiliations

^a Department of Chemistry, University of Bath, Bath, UK. BA2 7AY.

Acknowledgements

The University of Bath is thanked for a studentship (NTC). The EPSRC UK National Mass Spectrometry Facility at Swansea University is thanked for mass spectrometry analyses. Crystallization of **1b** was undertaken by Kimberley J. Gallagher.





Journal Name

COMMUNICATION

1,1-Diphosphines and divinylphosphines *via* base catalyzed hydrophosphinationReceived 00th January 20xx,
Accepted 00th January 20xx

Authors

DOI: 10.1039/x0xx00000x

www.rsc.org/

A catalytic hydrophosphination route to 1,1-diphosphines is yet to be reported: these narrow bite angle pro-ligands have been used to great effect as ligands in homogeneous catalysis. We herein demonstrate that terminal alkynes readily undergo double hydrophosphination with HPPH₂ and catalytic potassium hexamethyldisilazane (KHMDs) to generate 1,1-diphosphines. A change to H₂PPh leads to the formation of *P,P*-divinyl phosphines.

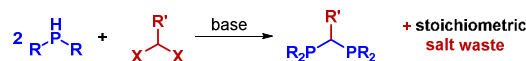
Bidentate phosphines constitute an immensely important class of compounds used throughout synthetic chemistry, where they are commonly employed as ligands in transition metal catalysis.^{1–3} An array of diphosphines have been prepared and the effect of the phosphine bite angle has been studied in catalysis.⁴ Narrow bite-angle 1,1-diphosphines, whereby the phosphorus is linked by a single methylene (or methine) group, have been used with great success in catalytic hydrofunctionalization,^{5–13} hydrogenation^{14–16} and epoxidation,^{17–19} to name but three reaction classes. However, unlike many ligand series used in catalysis, reports of a truly diverse homologous series of 1,1-diphosphine compounds are scarce.²⁰ Commercially available examples of the free ligand are limited to bis(dimethylphosphino)methane (DMPM), bis(dicyclohexylphosphino)methane and bis(diphenylphosphino)methane (DPM). The range of functionality that can be tolerated is linked to the challenges associated with the synthesis of such pro-ligands: commonly reaction of the deprotonated phosphine with a dihalomethane is necessary (Scheme 1a).^{21–24} The α -deprotonation of a methyl-diaryl/alkyl phosphine and subsequent reaction with a chlorophosphine, is also known (Scheme 1b).^{25–27} Both methods are synthetically wasteful, but the latter can give access to unsymmetrically substituted 1,1-diphosphines.

The stoichiometric reaction of a base with phosphines and alkynes has been known for many years.^{28, 29} One of the first examples where a base was used catalytically (25 mol% loading of PhLi) was demonstrated by Märkl and Potthast to prepare phospholes.³⁰ Bookham and Smithies subsequently

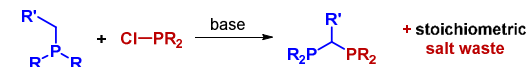
performed a comprehensive study regarding hydrophosphination of non-terminal alkynes using 22 mol% KOTBu as the catalyst, but with the addition of NEt₃ as a solvent.³¹ The limitations of this reaction lie not only in the fact that only three or four catalytic turnovers per potassium centre were achieved, but also in the lack of selectivity obtained: the phosphinoalkene product was obtained as a mixture of *E* and *Z* isomers and often the reaction was contaminated with tetraphenyldiphosphine, (Ph₂P)₂.

We herein report a mild, facile and selective route to a homologous series of 1,1-diphosphines using alkynes and a catalytic amount of KHMDs (Scheme 1c). The most similar reported methodology and range of products of which we are aware has come from Leung. Using ethyl propiolate and but-3-yn-2-one, a chiral template approach was employed by Leung giving a 1:2 mixture of the stereoisomeric 1,1-diphosphine ligated Pd complexes.³² Interestingly, the 1,1-diphosphine Pd-complex was formed using catalytic amounts of NEt₃ but the 1,2-diphosphine Pd-complex was formed in the presence of excess NEt₃. HCl (conc.) followed by KCN (aq.) washes were necessary to release the phosphine from the Pd template.

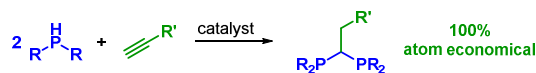
a) Stoichiometric reaction with base



b) Stoichiometric reaction with base



c) Catalytic hydrofunctionalization (this work)



Scheme 1. 1,1-diphosphines can be formed from stoichiometric reaction of a halide, phosphine and base whereas this work shows that they can also form using catalytic hydrophosphination chemistry.

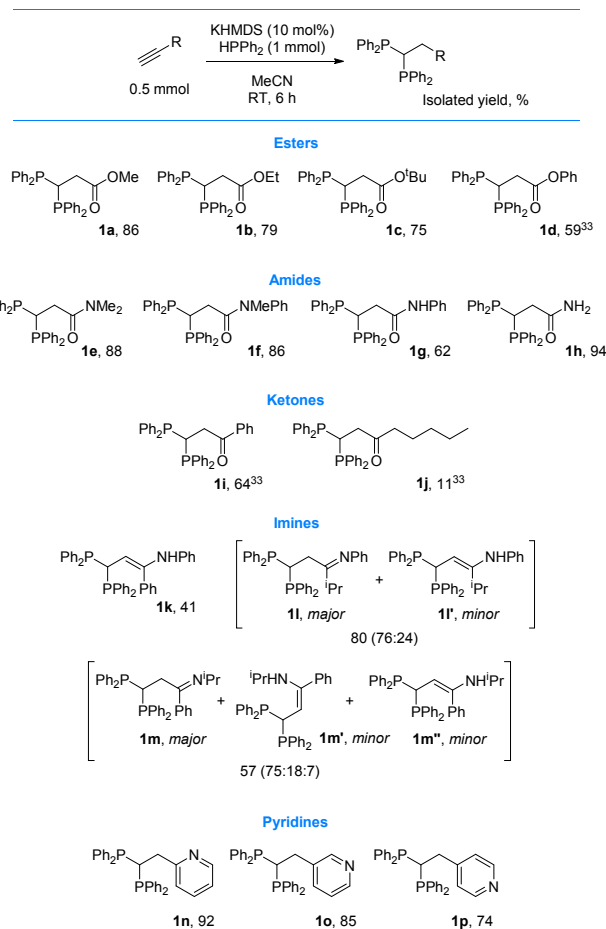
COMMUNICATION

Journal Name

Following a short optimization procedure using ethyl propiolate as our standard substrate, we found that activated alkynes can readily undergo base catalyzed double hydrofunctionalization to yield 1,1-diphosphines at room temperature without the need for any reagents in excess. Weak bases such as K_2CO_3 or NEt_3 do not achieve good selectivity or yield. As an inexpensive and easy to handle base, 10 mol% NaOtBu gives quantitative spectroscopic yield of **1b** in 6 h. Comparable spectroscopic yields of **1b** are also achieved in 6 h using KOtBu, NaHMDS and KHMDS. When the loading of these bases is lowered to 1 mol% it is still possible to achieve very high conversion (>90%, see supporting information for base optimisation). After 16 h at RT in the absence of any base 7% **1b** is obtained along with 49% vinyl phosphine (3 : 1 mixture of *E* and *Z* isomers) and unreacted HPPH₂. When we proceeded to investigate reactivity with other alkynes, we found that NaOtBu is not a suitable catalyst. For example, 3-ethynylpyridine only generates **1o** in 17% spectroscopic yield with NaOtBu, a change of alkali metal to KOtBu increases the yield to 38%, but it is only when a change to KHMDS is exercised that a high spectroscopic yield of **1i** is obtained (92%). This is presumably linked to the non-nucleophilic character of KHMDS which leads to cleaner reactivity (multiple side-products are formed from the reaction of NaOtBu and KOtBu). This trend is observed across other classes of substrate: see supporting information for reaction monitoring using NaOtBu, KOtBu and KHMDS with each class of substrate. Hydrophosphination does not proceed in CH_2Cl_2 , C_6H_6 or C_6H_5F and thus we investigated substrate scope using 10 mol% KHMDS in MeCN (Scheme 2).

In general, the reaction appears to benefit from carbonyl functionality α to the alkyne and thus other propiolates give high yield of the desired product (**1a** to **1d**³³). Both tertiary (**1e** and **1f**), secondary (**1g**) and primary (**1h**) propargyl amides and aromatic ketones (**1i**³³) have been functionalized with good isolated yield. Aliphatic ketones give low yield of product (**1j**³³). Imines also react well but undergo concomitant tautomerization to give the enamine (**1k** to **1m/1m'/1m''**). We are pleased to report that ethynylpyridines can be used in the transformation and that the substitution pattern has little bearing on the level of reactivity observed (**1n** to **1p**). Unfortunately, the reaction is not as clean when other aryl acetylenes are employed.³⁴

Crystals of **1b**, **1f**, **1i** and **1k** were isolated (see Figure 1 for **1b** and supporting information for **1f**, **1i** and **1k**). The compounds all have fairly disparate P-C-P bond angles. This is, presumably, linked to sterics of the pendant functional group with the tertiary amide of **1f** providing the greatest steric bulk and therefore forcing the P-C-P bond angle to become more acute (99.41(9)°) than that observed for the ester (**1b**: 103.60(8)°), whereas the phenyl ketone (**1i**) has a wider P-C-P bond angle at 105.75(9)°. These P-C-P bond angles are in-line with that of DPM³⁵, which is reported as 106.17°. Enamine **1k** has a wider P-C-P bond angle of 108.53(8)°. It can be surmised that these crystal data indicate that our hydrofunctionalization products are primed for use as ligands in transition metal complexes.



Scheme 2. 1,1-Diphosphines formed from the reaction of functionalized acetylenes with HPPH₂ in the presence of 10 mol% KHMDS.

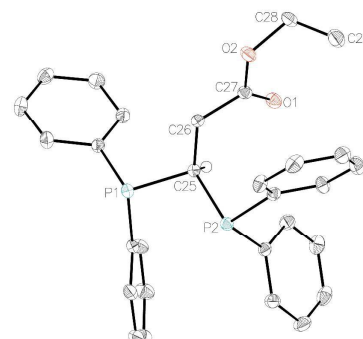


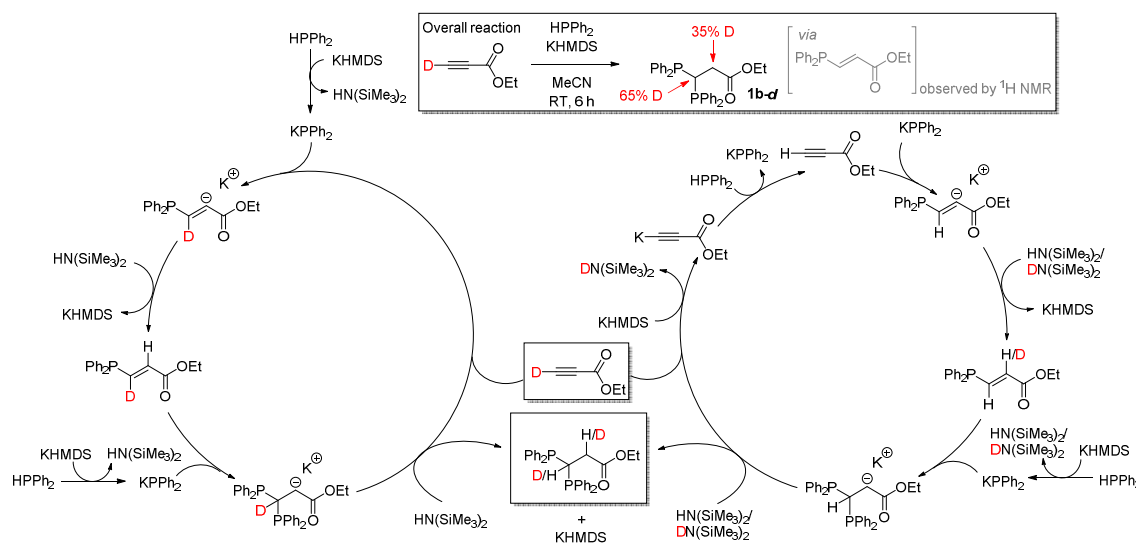
Figure 1. Molecular structure of **1b**. Ellipsoids are represented at 30%. With the exception of methine protons, all hydrogen atoms have been omitted for clarity.

A radical clock study of our standard reaction (0.5 mmol ethyl propiolate, 1 mmol HPPH₂, 10 mol% KHMDS, 1 mL MeCN with 1 mmol (chloromethyl)cyclopropane) gives 70% **1b** after 1 h and 98% **1b** after 6 h *i.e.* results that are comparable to those obtained in the absence of a radical clock³⁴ suggesting a non-radical mediated reaction. During our reaction monitoring studies a small quantity of the *E*-vinyl phosphine moiety is observed by *in situ* NMR spectroscopy after 1 h suggesting that this is the (sterically driven) product of the first hydrophosphination and the Michael accepting properties of



this phosphinoalkene then facilitate the regioselective second hydrophosphination reaction. To further investigate the role of the base, ethyl propiolate-*d* was used in a catalytic reaction. Deuterium is observed at both the methine and methylene positions of **1b-d**. Order of addition of reagents/catalyst do not appear to impact on the reaction. HPPH₂ and ethyl propiolate-

d do not undergo H/D exchange in the absence of KHMDS. Given the acidity of the propargylic proton, we believe that competitive deprotonation of this moiety takes place which can lead to deuteration of both methylene and methine carbons (Scheme 3).



Scheme 3. Results of deuterium labelling study and proposed catalytic cycle, with potential route by which deuteration could occur at the methylene position (right hand cycle).

By changing the phosphine to a primary phosphine (H₂PPh), we are able to exclusively afford divinylphosphines in the *Z,Z* configuration, with only one exception (Scheme 4). *P,P*-divinyl phosphines have only previously been reported by Issleib using the potassium salt of phenylphosphine and appeared to give a mixture of isomers,²⁹ or by Kobayashi who used AIBN but obtained a mixture of isomers (52% *Z,Z*, 30% *Z,E* and 18% *E,E*).³⁶ More recently Takahashi used cross-coupling, rather than a hydrofunctionalization approach, employing phenyl- and *n*-hexyl-vinylzirconocene reagents (where the *E*-geometry was predefined) and dichlorophenylphosphine to afford the *E,E* divinylphosphine product.³⁷ The transformation we report here complements the Zr-catalyzed method of Waterman, whereby internal alkynes undergo mono-hydrophosphination with H₂PPh to yield a mixture of *E*- and *Z*-vinyl secondary phosphine or with a prolonged reaction time, the 1,2-diphosphinoalkane.³⁸

In contrast to our chemistry with HPPH₂ (*vide supra*), the KHMDS catalyzed transformation with H₂PPh is limited to aryl acetylenes: when propiolates are employed complex mixtures form of what appears to be polymeric material. Phenyl acetylene and 4-*tert*-butylphenylacetylene react well, giving products **2a** and **2b** in high isolated yield. Crystals of **2a** could be isolated and display carbon-carbon double bonds of 1.327(4) Å and 1.334(3) Å for C7-C8 and C15-C16 respectively and a C7-P1-C15 bond angle of 102.4(1) ° (Figure 2).

Phenyl rings substituted with electronically challenging groups selectively give the targeted products (**2c** and **2d**). When a highly electron withdrawing 4-trifluoromethyl group is introduced to the aromatic ring a mixture of *E*- and *Z*-products

form (**2f**, **2f'** and **2f''**). Mixtures of this type are not observed with the other aryl substrates. All products are obtained in near quantitative spectroscopic yield (>95%) and that loss of product occurs due to the sensitivity of these vinyl phosphines.

Conclusions

In summary, we have presented a mild and rapid route to highly functionalized 1,1-diphosphines. NaOtBu, as an inexpensive and easy to handle base, can be used to transform simple propiolates into their 1,1-diphosphine congeners, with a high yield achieved even at 1 mol% loading. However, KHMDS is necessary for more challenging substrates. A change in phosphine reagent from diphenylphosphine to phenylphosphine results in a change in reactivity, allowing the selective formation of *P,P*-divinylphosphines. Both sets of products offer intriguing potential modes of reactivity: we envisage using some of our 1,1-diphosphines as bifunctional ligands for heterobimetallic complexes, whilst our divinylphosphines give facile access to monomers for the preparation of phosphorus-containing polymers. Both of these aspects are currently under investigation in our laboratory.

Conflicts of interest

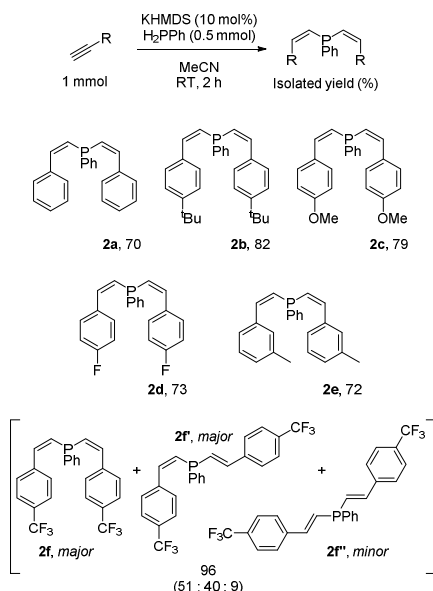
There are no conflicts to declare.

Acknowledgements

xx

COMMUNICATION

Journal Name



Scheme 4. Substrate scope of double hydrophosphination of aryl acetylenes using H_2PPh .

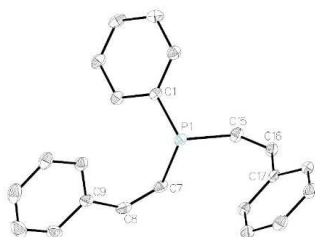


Figure 2. Molecular structure of **2a**. Ellipsoids are represented at 30%.

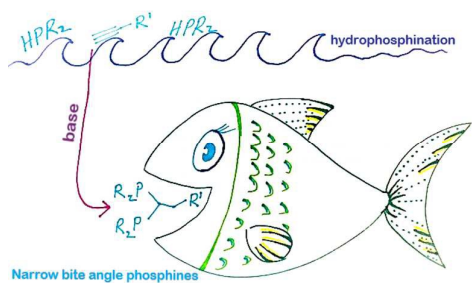
Notes and references

Crystallographic data for all compounds have been deposited with the Cambridge Crystallographic Data Centre as supplementary publications CCDC xx-xx for **1b**, **1f**, **1i**, **1k** and **2a**, respectively. Copies of these data can be obtained free of charge on application to CCDC, 12 Union Road, Cambridge CB2 1EZ, UK [fax(+44) 1223 336033, e-mail: deposit@ccdc.cam.ac.uk].

- P. C. J. Kamer and P. W. N. M. v. Leeuwen, *Phosphorus(III) Ligands in Homogeneous Catalysis: Design and Synthesis*, Wiley, 2012.
- A. Börner, *Phosphorus Ligands in Asymmetric Catalysis*, Wiley-VCH, 2008.
- C. A. Tolman, *Chem. Rev.*, 1977, **77**, 313-348.
- P. W. N. M. van Leeuwen, P. C. J. Kamer, J. N. H. Reek and P. Dierkes, *Chem. Rev.*, 2000, **100**, 2741-2770.
- P. Hofmann, C. Meier, W. Hiller, M. Heckel, J. Riede and M. U. Schmidt, *J. Organomet. Chem.*, 1995, **490**, 51-70.
- M. M. P. Grutters, C. Müller and D. Vogt, *J. Am. Chem. Soc.*, 2006, **128**, 7414-7415.
- G. M. Lee, C. M. Vogels, A. Decken and S. A. Westcott, *Eur. J. Inorg. Chem.*, 2011, **2011**, 2433-2438.
- A. B. Chaplin, J. F. Hooper, A. S. Weller and M. C. Willis, *J. Am. Chem. Soc.*, 2012, **134**, 4885-4897.
- I. Pernik, J. F. Hooper, A. B. Chaplin, A. S. Weller and M. C. Willis, *ACS Catal.*, 2012, **2**, 2779-2786.
- J. F. Hooper, R. D. Young, A. S. Weller and M. C. Willis, *Chem. Eur. J.*, 2013, **19**, 3125-3130.

- A. Prades, M. Fernández, S. D. Pike, M. C. Willis and A. S. Weller, *Angew. Chem. Int. Ed.*, 2015, **54**, 8520-8524.
- S. K. Murphy, A. Bruch and V. M. Dong, *Chem. Sci.*, 2015, **6**, 174-180.
- R. S. Anju, B. Mondal, K. Saha, S. Panja, B. Varghese and S. Ghosh, *Chem. Eur. J.*, 2015, **21**, 11393-11400.
- J. Lopez-Serrano, S. B. Duckett, J. P. Dunne, C. Godard and A. C. Whitwood, *Dalton Trans.*, 2008, DOI: 10.1039/B804162H, 4270-4281.
- I. D. Gridnev, Y. Liu and T. Imamoto, *ACS Catal.*, 2014, **4**, 203-219.
- M. K. Cybulski, J. E. Nicholls, J. P. Lowe, M. F. Mahon and M. K. Whittlesey, *Organometallics*, 2017, **36**, 2308-2316.
- A. Zanardo, R. A. Michelin, F. Pinna and G. Strukul, *Inorg. Chem.*, 1989, **28**, 1648-1653.
- M. M. Lok, L. K. Chung, S. W. Nga, N. S. Man, Z. Zhongyuan, L. Zhenyang and L. C. Po, *Chem. Eur. J.*, 2006, **12**, 1004-1015.
- E. Pizzo, P. Sgarbossa, A. Scarso, R. A. Michelin and G. Strukul, *Organometallics*, 2006, **25**, 3056-3062.
- M. Zablocka, N. Cénac, A. Igau, B. Donnadiou, J.-P. Majoral, A. Skowronska and P. Meunier, *Organometallics*, 1996, **15**, 5436-5438.
- E. N. Tsvetkov, N. A. Bondarenko, I. G. Malakhova and M. I. Kabachnik, *Synthesis*, 1986, **1986**, 198-208.
- M. T. Honaker, B. J. Sandefur, J. L. Hargett, A. L. McDaniel and R. N. Salvatore, *Tetrahedron Lett.*, 2003, **44**, 8373-8377.
- M. T. Honaker and R. N. Salvatore, *Phosphorus, Sulfur, and Silicon and the Related Elements*, 2004, **179**, 277-283.
- C.-T. Yang, J. Han, J. Liu, Y. Li, F. Zhang, M. Gu, S. Hu and X. Wang, *RSC Adv.*, 2017, **7**, 24652-24656.
- C. Henri-Jean, V. David, M. Patrick and F. Alain, *Eur. J. Org. Chem.*, 1999, **1999**, 1561-1569.
- F. Eisentrager, A. Gothlich, I. Gruber, H. Heiss, C. A. Kiener, C. Kruger, J. Ulrich Notheis, F. Rominger, G. Scherhag, M. Schultz, B. F. Straub, M. A. O. Volland and P. Hofmann, *New J. Chem.*, 2003, **27**, 540-550.
- A. Pews-Davtyan, X. Fang, R. Jackstell, A. Spannenberg, W. Baumann, R. Franke and M. Beller, *Chem. Asian J.*, 2014, **9**, 1168-1174.
- A. M. Aguiar and T. G. Archibald, *Tetrahedron Lett.*, 1966, **7**, 5471-5475.
- K. Issleib, H. Böhme and C. Rockstroh, *J. Prakt. Chem.*, 1970, **312**, 571-577.
- G. Märkl and R. Potthast, *Angew. Chem. Int. Ed.*, 1967, **6**, 86-86.
- J. L. Bookham and D. M. Smithies, *J. Organomet. Chem.*, 1999, **577**, 305-315.
- Y. Zhang, L. Tang, Y. Ding, J.-H. Chua, Y. Li, M. Yuan and P.-H. Leung, *Tetrahedron Lett.*, 2008, **49**, 1762-1767.
- Reaction to afford **1d**, **1i** and **1j** was undertaken at -78 °C to prevent unwanted side-products forming.
- See supporting information.
- H. Schmidbaur, G. Reber, A. Schier, F. E. Wagner and G. Müller, *Inorg. Chim. Acta*, 1988, **147**, 143-150.
- E. Kobayashi, T. Obata, S. Aoshima and J. Furukawa, *Polym. J.*, 1993, **25**, 1049.
- T. Miyaji, Z. Xi, M. Ogasawara, K. Nakajima and T. Takahashi, *J. Org. Chem.*, 2007, **72**, 8737-8740.
- C. A. Bange and R. Waterman, *ACS Catal.*, 2016, **6**, 6413-6416.





A homologous series of 1,1-diphosphines have been prepared by alkyne hydrophosphination using catalytic KHMDS at room temperature.

