



# A facile, moisture-insensitive method for synthesis of pillar[5]arenes—the solvent templation by halogen bonds

Tomasz Boinski, Agnieszka Szumna\*

Institute of Organic Chemistry, Polish Academy of Sciences, Kasprzaka 44/52, 01-224 Warsaw, Poland

## ARTICLE INFO

### Article history:

Received 20 June 2012

Received in revised form 14 August 2012

Accepted 3 September 2012

Available online 10 September 2012

### Keywords:

Macrocyclic ligands

Template synthesis

Host–guest systems

Receptors

Pi interactions

## ABSTRACT

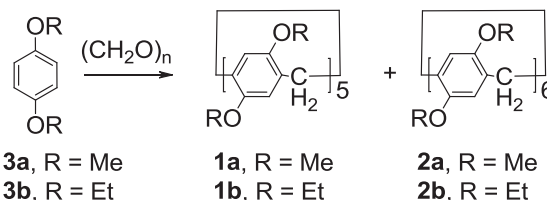
A new, very efficient, and selective preparation method of peralkylated pillar[5]arenes is presented. By replacing typical Lewis acids with trifluoroacetic acid (TFA) we were able to eliminate the need of anhydrous conditions without a loss of effectiveness. The method is highly practical: a) it is moisture-insensitive, b) starting from simple and cheap reagents and reactants, and c) allows for chromatography-free isolation of the products. The results indicate that the interactions with solvent molecules can modulate stability of the products and influence the reaction outcome. Dichloromethane (DCM) and dichloroethane (DCE) are complexed within the cyclopentamer cavity with association constants of  $120 \text{ M}^{-1}$  and  $600 \text{ M}^{-1}$ , respectively ( $\text{CDCl}_3$ ). The interactions involve a combination of hydrogen–pi and halogen–pi bonds.

© 2012 Elsevier Ltd. All rights reserved.

## 1. Introduction

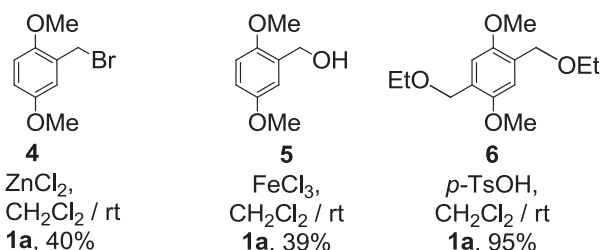
Pillar[n]arenes are an emerging class of macrocyclic compounds consisting of 1,4-O-disubstituted hydroquinone subunits linked by methylene bridges at 2- and 5-positions.<sup>1–3</sup> They can be considered analogs of calixarenes, however, their shape is different. Pillar[5]arenes (e.g., permethylated **1a**, Scheme 1) and pillar[6]arenes (e.g., **2b**), the two known family members, are highly symmetrical tubular-shaped macrocycles. They complement the family of other known tubular building blocks, for example, cucurbiturils or bambusurils. Pillarenes can be easily synthesized from simple starting materials and modified at ethereal positions, that make them promising candidates as new macrocyclic hosts. It is not surprising that, since their first synthesis in 2008 by Ogoshi and Nakamoto,<sup>4</sup> the interest in their applications is growing impressively fast. During this short period of time many groups reported numerous applications including sensing,<sup>5–8</sup> construction of rotaxanes,<sup>9–11</sup> supramolecular polymers,<sup>12–15</sup> switches<sup>16–18</sup> or artificial channels.<sup>19</sup> Therefore, there is a great interest in elaboration of highly practical, and, most importantly, selective, preparation methods of pillar[n]arenes. Here we describe a new, highly practical method of selective preparation of pillar[5]arenes in high yield. We also analyze the factors that influence reaction selectivity, including the possible solvent-templation effects.

### (a) direct method



$\text{BF}_3 \times \text{Et}_2\text{O} / \text{CH}_2\text{Cl}_2 / \text{rt}$  **1a**, 71%

### (b) precursors for indirect methods



**Scheme 1.** Literature methods for synthesis of symmetrical pillar[5]arenes (Ref. 20–22).

The currently known procedures for synthesis of pillar[5]arene **1a** are quite efficient, but they have some minor disadvantages: they either require anhydrous conditions and/or synthesis of precursors.

\* Corresponding author. Tel.: +48 22 343 2101; fax: +48 22 632 6681; e-mail address: [agnieszka.szumna@icho.edu.pl](mailto:agnieszka.szumna@icho.edu.pl) (A. Szumna).

They can be divided into two classes: a) direct methods involving condensation of 1,4-dialkoxybenzenes **3** and paraformaldehyde and, b) indirect methods involving more elaborate precursors (Scheme 1). Among the direct methods, the most efficient one is reported by Nakamoto and Ogoshi.<sup>20</sup> It utilizes  $\text{BF}_3 \cdot \text{Et}_2\text{O}$  as a catalyst in anhydrous  $\text{CH}_2\text{Cl}_2$  and allows for formation of permethylated pillar[5]arene **1a** in 71% yield. Application of other Lewis acids gave worse results. The indirect methods involve synthesis of precursors, e.g., 2,5-dialkoxybenzyl bromides **4**, 2,5-dialkoxybenzyl alcohols **5** or 2,5-bis(alkoxymethyl)-1,4-dialkoxybenzenes.<sup>21,22</sup> After the subsequent coupling using various Lewis acids or *p*-toluenesulfonic acid precursors **4–6** give cyclic product **1a** in high yields. The indirect methods, although interesting from the methodological point of view, in synthetic practice can not compete with direct methods. The increase of yield does not compensate the effort required for precursors' preparation. In all the reactions the cyclopentamer is the major product. It has been explained by the proper bond angles that make the structure conformationally stress-free (pentagon angle  $108^\circ$  has similar value to the optimal C–C–C bond angle of  $109.5^\circ$ ). Preparation of other family members is more difficult, as they are always obtained as a mixture with a considerable amount of pillar[5]arenes. Reasonable yields are possible only when the alkyl substituents of the starting dialkoxybenzene derivatives are bulky.<sup>21,23,24</sup>

## 2. Results/discussion

### 2.1. Synthesis

In our search for a facile and reliable method of pillar[*n*]arene synthesis we have applied trifluoroacetic acid (TFA) in the reaction between 1,4-dimethoxybenzene **3a** and paraformaldehyde in 1,2-dichloroethane (DCE). TFA is a highly potent acid in organic solvents. Due to its interesting properties, such as low toxicity, solubility in water, and organic solvents, TFA is considered to be a special catalyst for promotion of numerous organic reactions. It is commonly used in some reactions of activated aromatics with aldehydes, for example, pyrrole to produce cyclic calix[4]pyrroles.<sup>25</sup> However, its application in the synthesis of polyphenolic macrocycles is limited.<sup>26,27</sup> In our case, application of TFA in the direct condensation between 1,4-dimethoxybenzene and paraformaldehyde lead to the efficient formation of pillar[5]arene **1a**.

These first results encouraged us to optimize the reaction conditions (Table 1). Firstly, it is important to note, that we used commercially available solvents and TFA, without additional drying. Additional experiments involving intentional addition of

water (at 0.05 M concentration, entry 7) showed negligible influence of wet conditions on the reaction yield. Therefore, we claim that our procedure is moisture-insensitive. Application of non-dried solvents to other known procedures involving Lewis acids leads to formation of mainly polymeric products (tests in our laboratory). At 1% (vol/vol) TFA concentration, reaction required 24 h to complete (entry 1), however at higher catalyst concentration 2 h were sufficient to get a high yield of **1a** (entry 6). We have found that the outcome of the reaction is highly dependent on the substrate concentrations. At higher concentrations the yields of cyclopentamer are lower (entries 1, 3, and 4). Although the stoichiometry of the reaction is 1:1, some authors reported a beneficial effect of using considerable excess of paraformaldehyde.<sup>20</sup> In our case, using an excess of paraformaldehyde led to much lower yield with subsequent formation of large amounts of impurities (entry 2). Application of other chlorinated solvents like  $\text{CHCl}_3$  and  $\text{CH}_2\text{Cl}_2$  gave **1a** in considerably lower yields (entries 8 and 9). The reaction is not promoted by AcOH, and HCl (entries 10, 11). Application of *p*-TsOH in this direct cyclization leads to formation of **1a**, however, in much lower yield (entry 12). The procedure is universal and allows also for the formation of other peralkylated pillar[5]arenes, e.g., **1b** (entry 13). In conclusion, the best practical method for synthesis of pillar[5]arenes is 0.1 M concentration of both reactants, 5% (vol/vol) concentration of TFA in refluxing DCE (2 h) giving **1a** in 81% yield.

In the current approach we replaced Lewis acids with a Bronsted acid. The only previously reported procedure that involves a Bronsted acid as a catalyst is a cyclization of 2,5-bis(alkoxymethyl)-1,4-dialkoxybenzenes **6** using *p*-TsOH.<sup>22</sup> This indirect method gave excellent yield of **1a**, however, *p*-TsOH when applied in a direct cyclization gave worse results than TFA (Table 1, entry 11). The same group also tried TFA as a catalyst and did not get any product.<sup>24</sup> As compared with Cao's method we used higher acid concentrations and higher temperature that allowed us to obtain **1a** in high yield. This result suggested that reaction is thermodynamically controlled and therefore requires harsher conditions to equilibrate. Indeed a scrambling experiment involving **1a** and **1b** showed that under the current conditions the reaction is reversible. Since the cyclopentamer is believed to be most thermodynamically stable, it is preferentially formed. However, the reaction is highly solvent-dependent that suggests that the equilibrium can be additionally modulated by external interactions (specific or nonspecific).

### 2.2. Complexation

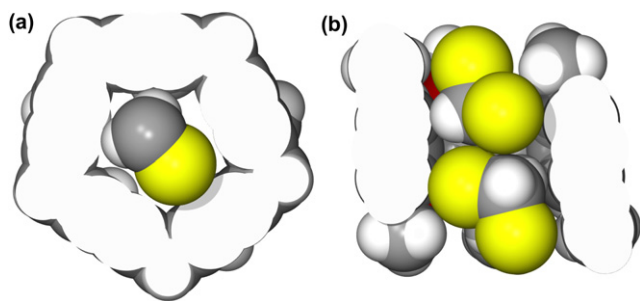
The crucial dependence of the reaction outcome on the solvent suggests participation of solvent molecules in the reaction equilibrium. We have analyzed the available crystal structures of pillar[5]arenes with chlorinated solvents and found that DCM can be considered a good template for a cyclopentamer formation. At the proper orientation, it has a very good size complementarity and a possibility of forming numerous favorable non-covalent interactions (Fig. 1a). They involve concurrent formation of two  $\text{CH} \cdots \pi$  hydrogen bonds and one  $\text{Cl} \cdots \pi$  halogen bond, as is manifested in the crystal structure of pillar[5]arene  $\supset (\text{DCM})_2$ .<sup>6</sup> We have found that these interactions are also present in solution. In  $\text{CDCl}_3$ , the DCM signal is upfield shifted in the presence of **1a** in agreement with complexation inside the aromatic cavity. Complexation of DCM by **1a** is fast on the NMR timescale (298 K, 400 MHz). Titration experiment gave an association constant  $K_a(\text{DCM}) = 120 \text{ M}^{-1}$  and the complexation induced chemical shift for DCM of  $-0.24 \text{ ppm}$  (Supplementary data). For **1b**, bearing larger substituents, complexation is slow on the NMR timescale and two sets of signals are obtained (for complexed and free species, Fig. 2). Considering the chemical similarity of the solvent ( $\text{CDCl}_3$ ) and the guest (DCM) such selectivity is striking and can only be explained

**Table 1**  
Synthesis of peralkylated pillarenes

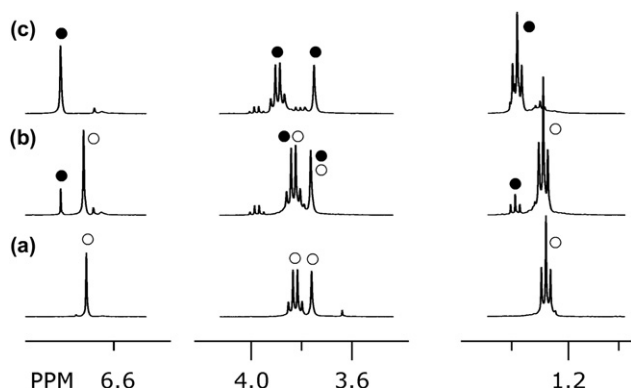
Entry	Solvent	$3/(\text{CH}_2\text{O})_n$ [M]	Catalyst vol %	Time	Product	Yield % <sup>a</sup>
1	DCE	0.1/0.1	TFA, 1%	24 h	<b>1a</b>	69
2	DCE	0.1/0.5	TFA, 1%	24 h	<b>1a</b>	28
3	DCE	0.2/0.2	TFA, 1%	24 h	<b>1a</b>	28
4	DCE	0.5/0.5	TFA, 1%	24 h	<b>1a</b>	17
5	DCE	0.1/0.1	TFA, 5%	24 h	<b>1a</b>	73
6	DCE	0.1/0.1	TFA, 5%	2 h	<b>1a</b>	81
7	DCE	0.1/0.1	TFA, 5%+0.05 M $\text{H}_2\text{O}$	2 h	<b>1a</b>	77
8	$\text{CH}_2\text{Cl}_2$	0.1/0.1	TFA, 5%	2 h	<b>1a</b>	26
9	$\text{CHCl}_3$	0.1/0.1	TFA, 5%	2 h	<b>1a</b>	15
	TCE <sup>b</sup>	0.1/0.1	TFA, 5%	2 h	<b>1a</b>	7
10	DCE	0.1/0.1	AcOH, 5%	2 h	<b>1a</b>	0
11	DCE	0.1/0.1	HCl	2 h	<b>1a</b>	0
12	DCE	0.1/0.1	<i>p</i> -TsOH, 5 equiv	2 h	<b>1a</b>	38
13	DCE	0.1/0.1	TFA, 5%	2 h	<b>1b</b>	59

<sup>a</sup> Yields are for chromatographically isolated products.

<sup>b</sup> TCE 1,1,2,2-tetrachloroethane.

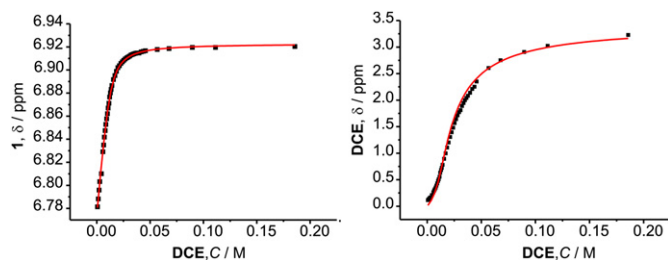


**Fig. 1.** Section view of the X-ray structure of pillar[5]arene  $\supset (\text{CH}_2\text{Cl}_2)_2$  (Ref. 6, CCDC refcode UMROY). Atoms are represented by their van der Waals spheres, gray areas are cut surfaces. Pillar[5]arene molecule is sliced at a) horizontal plane defined by upper aromatic ring bonds; and b) vertical plane through the center of the pillar.



**Fig. 2.** Complexation of  $\text{CH}_2\text{Cl}_2$  with **1b** (298 K,  $\text{CDCl}_3$ ; 400 MHz): a) **1b**, b) **1b** +  $\text{CH}_2\text{Cl}_2$  (traces) and c) **1b** + excess  $\text{CH}_2\text{Cl}_2$  (○ free **1b**, ●  $\text{CH}_2\text{Cl}_2 \cdot \text{1b}$  complex).

by the very good complementarity between host and guest. It is conceivable that similar interactions can be present for a complex with 1,2-dichloroethane (DCE). In fact, the association constant for DCE is even higher than for DCM,  $K_a(\text{DCE}) = 650 \text{ M}^{-1}$ , and the complexation induced chemical shift for DCE is larger  $-3.77 \text{ ppm}$  (Fig. 3). This indicates that DCE is a better guest for **1a** than DCM. Therefore, under the current reaction conditions formation of **1a** is preferred not only due to inherent cyclopentamer stability (proper bond angles) but also due to favorable interactions with the solvent.



**Fig. 3.** Complexation of DCE by **1a**: experimental points and fitted curves (298 K,  $\text{CDCl}_3$ ).

### 3. Conclusions

In conclusion, we have found a new, very efficient, and selective method preparation of per-*O*-alkylated pillar[5]arenes. By replacing typical Lewis acids with trifluoroacetic acid (TFA) we were able to eliminate the need of anhydrous conditions without a loss of

effectiveness. The method is highly practical: a) it is moisture-insensitive, b) starting from simple and cheap reagents and reactants, and c) allows for chromatography-free isolation of the products. The results presented in the paper indicate that thermodynamic stability of the products is of the crucial importance for the reaction outcome. The stability can be modulated by interactions with solvent molecules. DCM and DCE interact effectively with pillar[5]arenes by a combination of hydrogen  $\cdot \pi$  and halogen  $\cdot \pi$  bonds.

## 4. Experimental section

### 4.1. General

All reagents were purchased from TCI Europe and used as supplied. Solvents were purchased from POCH. NMR spectra were run at Varian Mercury 400 MHz instrument. Chemical shifts are reported in parts per million to high frequency of the reference (solvent signal) and coupling constants  $J$  are in Hertz. Mass spectra were recorded using ESI technique at Mariner spectrometer (Perseptive Biosystems, Inc.).

### 4.2. Optimized procedure for synthesis of peralkylated pillar[5]arenes

To a solution of 1,4-dimethoxybenzene (1.382 g, 10 mmol) and paraformaldehyde (0.300 g, 10 mmol) in 1,2-dichloroethane (95 ml) trifluoroacetic acid (5 ml) was added. Reaction was refluxed for 2 h. After cooling, the reaction mixture was poured into methanol. The resulting precipitate was collected. The second fraction was obtained after filtrate evaporation and precipitation with methanol. For a chromatography free procedure crude product was dissolved in  $\text{CHCl}_3$  and then acetone was added (up to 1:1 volume ratio) yielding a crystalline **1a** (70% yield). To determine the exact yield both fractions were subjected to chromatography ( $\text{CHCl}_3:\text{EtOAc}$  100:0 up to 99:1) to give 1.216 g of **1a** (81%).

### 4.3. Permethylated pillar[5]arene (**1a**)<sup>4</sup>

$^1\text{H}$  NMR ( $\text{CDCl}_3$ /400 MHz):  $\delta$  6.80 (s, 10H); 3.77 (s, 10H); 3.67 (s, 30H),  $^{13}\text{C}$  NMR ( $\text{CDCl}_3$ /100 MHz):  $\delta$  150.7; 128.2, 113.9, 55.7, 29.6. HRMS (ESI) calcd for  $[\text{C}_{45}\text{H}_{50}\text{O}_{10}\text{Na}]^+$  773.3272, found 773.3296.

### 4.4. Perethylated pillar[5]arene (**1b**)<sup>22</sup>

$^1\text{H}$  NMR ( $\text{CDCl}_3$ /400 MHz):  $\delta$  6.725 (s, 10H); 3.827 (q,  $J=7.0 \text{ Hz}$ , 20H); 3.765 (s, 10H), 1.264 (t,  $J=7.0 \text{ Hz}$ , 30H);  $^{13}\text{C}$  NMR ( $\text{CDCl}_3$ /100 MHz):  $\delta$  149.80, 128.46, 115.07, 63.75, 29.81, 15.05. HRMS (ESI) calcd for  $[\text{C}_{55}\text{H}_{70}\text{O}_{10}\text{Na}]^+$  913.4866 found 913.4869.

## Acknowledgements

This work was supported by Grant N N204 187839 provided by the Polish Ministry of Science and Higher Education.

## Supplementary data

Supplementary data available: copies of all spectra and titration details. Supplementary data related to this article can be found at <http://dx.doi.org/10.1016/j.tet.2012.09.006>.

## References and notes

- Ogoshi, T. J. *Inclusion Phenom. Macrocyclic Chem.* **2012**, 72, 247–262.
- Cragg, P. J.; Sharma, K. *Chem. Soc. Rev.* **2012**, 41, 597–607.
- Xue, M.; Yang, Y.; Chi, X.; Zhang, Z.; Huang, F. *Acc. Chem. Res.* **2012**, 45, 1294–1308.

4. Ogoshi, T.; Kanai, S.; Fujunami, S.; Yamagishi, T.; Nakamoto, Y. *J. Am. Chem. Soc.* **2008**, *130*, 5022–5023.
5. Kou, Y.; Tao, H.; Cao, D.; Fu, Z.; Schollmeyer, D.; Meier, H. *Eur. J. Org. Chem.* **2010**, 6464–6470.
6. Zhang, Z. B.; Xia, B. Y.; Han, C. Y.; Yu, Y. H.; Huang, F. H. *Org. Lett.* **2010**, *12*, 3285–3287.
7. Strutt, N. L.; Forgan, R. S.; Spruell, J. M.; Botros, Y. Y.; Stoddart, J. F. *J. Am. Chem. Soc.* **2011**, *133*, 5668–5671.
8. Li, C. J.; Xu, Q. Q.; Li, J.; Feina, Y. N.; Jia, X. S. *Org. Biomol. Chem.* **2010**, *8*, 1568–1576.
9. Li, C.; Zhao, L.; Li, J.; Ding, X.; Chen, S.; Zhang, Q.; Yu, Y.; Jia, X. *Chem. Commun.* **2010**, 9016–9018.
10. Ogoshi, T.; Nishida, Y.; Yamagishi, T.; Nakamoto, Y. *Macromolecules* **2010**, *43*, 3145–3147.
11. Hu, X. B.; Chen, L.; Si, W.; Yu, Y.; Hou, J. L. *Chem. Commun.* **2011**, 4694–4696.
12. Zhang, Z. B.; Luo, Y.; Chen, J. Z.; Dong, S. Y.; Yu, Y. H.; Ma, Z.; Huang, F. H. *Angew. Chem., Int. Ed.* **2011**, *50*, 1397–1401.
13. Strutt, N. L.; Zhang, H.; Giesener, M. A.; Lei, J.; Stoddart, J. F. *Chem. Commun.* **2012**, 1647–1649.
14. Ogoshi, T.; Shiga, R.; Yamagishi, T. *J. Am. Chem. Soc.* **2012**, *134*, 4577–4580.
15. Si, W.; Hu, X. B.; Liu, X. H.; Fan, R. H.; Chen, Z. X.; Weng, L. H.; Hou, J. L. *Tetrahedron Lett.* **2011**, *52*, 2484–2487.
16. Zhang, H.; Strutt, N. L.; Stoll, R. S.; Li, H.; Zhu, Z.; Stoddart, J. F. *Chem. Commun.* **2011**, 11420–11422.
17. Yu, G.; Han, C.; Zhang, Z.; Chen, J.; Yan, X.; Zheng, B.; Liu, S.; Huang, F. *J. Am. Chem. Soc.* **2012**, *134*, 8711–8717.
18. Ogoshi, T.; Yamafuji, D.; Aoki, T.; Yamagishi, T. *J. Org. Chem.* **2011**, *76*, 9497–9503.
19. Si, W.; Chen, L.; Hu, X. B.; Tang, G. F.; Chen, Z. X.; Hou, J. L.; Li, Z. T. *Angew. Chem., Int. Ed.* **2011**, *50*, 12564–12568.
20. Ogoshi, T.; Aoki, T.; Kitajima, K.; Fujinami, S.; Yamagishi, T.; Nakamoto, Y. *J. Org. Chem.* **2011**, *76*, 328–331.
21. Ma, Y. J.; Zhang, Z. B.; Ji, X. F.; Han, C. Y.; He, J. M.; Abliz, Z.; Chen, W. X.; Huang, F. H. *Eur. J. Org. Chem.* **2011**, 5331–5335.
22. Cao, D.; Kou, Y.; Liang, J.; Chen, Z.; Wang, L.; Meier, H. *Angew. Chem., Int. Ed.* **2009**, *48*, 9721–9723.
23. Han, C. Y.; Ma, F. Y.; Zhang, Z. B.; Xia, B. Y.; Yu, Y. H.; Huang, F. H. *Org. Lett.* **2010**, *12*, 4360–4363.
24. Tao, H. Q.; Cao, D.; Liu, L. Z.; Kou, Y. H.; Wang, L. Y.; Meier, H. *Sci. China: Chem.* **2012**, *55*, 223–228.
25. Depraetere, S.; Smet, M.; Dehaen, W. *Angew. Chem., Int. Ed.* **1999**, *38*, 3359–3361.
26. Falana, O. M.; Al-Farhan, E.; Keehn, P. M. *Tetrahedron Lett.* **1994**, *35*, 65–68.
27. Falana, O. M.; Keehn, P. M.; Stevenson, R. *Org. Biomol. Chem.* **2011**, *9*, 8147–8154.