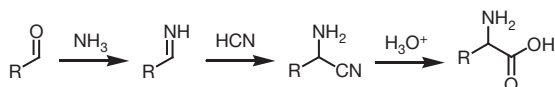


## LETTERS

Scaleable catalytic asymmetric Strecker syntheses of unnatural  $\alpha$ -amino acidsStephan J. Zuend<sup>1</sup>, Matthew P. Coughlin<sup>1</sup>, Mathieu P. Lalonde<sup>1</sup> & Eric N. Jacobsen<sup>1</sup>

$\alpha$ -Amino acids are the building blocks of proteins and are widely used as components of medicinally active molecules and chiral catalysts<sup>1–5</sup>. Efficient chemo-enzymatic methods for the synthesis of enantioenriched  $\alpha$ -amino acids have been developed, but it is still a challenge to obtain non-natural amino acids<sup>6,7</sup>. Alkene hydrogenation is broadly useful for the enantioselective catalytic synthesis of many classes of amino acids<sup>8,9</sup>, but it is not possible to obtain  $\alpha$ -amino acids bearing aryl or quaternary alkyl  $\alpha$ -substituents using this method. The Strecker synthesis—the reaction of an imine or imine equivalent with hydrogen cyanide, followed by nitrile hydrolysis—is an especially versatile chemical method for the synthesis of racemic  $\alpha$ -amino acids<sup>10,11</sup>. Asymmetric Strecker syntheses using stoichiometric amounts of a chiral reagent have been applied successfully on gram-to-kilogram scales, yielding enantiomerically enriched  $\alpha$ -amino acids<sup>12–14</sup>. In principle, Strecker syntheses employing sub-stoichiometric quantities of a chiral reagent could provide a practical alternative to these approaches, but the reported catalytic asymmetric methods have seen limited use on preparative scales (more than a gram)<sup>15,16</sup>. The limited utility of existing catalytic methods may be due to several important factors, including the relatively complex and precious nature of the catalysts and the requisite use of hazardous cyanide sources. Here we report a new catalytic asymmetric method for the syntheses of highly enantiomerically enriched non-natural amino acids using a simple chiral amido-thiourea catalyst to control the key hydrocyanation step. This catalyst is robust, without sensitive functional groups, so it is compatible with aqueous cyanide salts, which are safer and easier to handle than other cyanide sources; this makes the method adaptable to large-scale synthesis. We have used this new method to obtain enantiopure amino acids that are not readily prepared by enzymatic methods or by chemical hydrogenation.

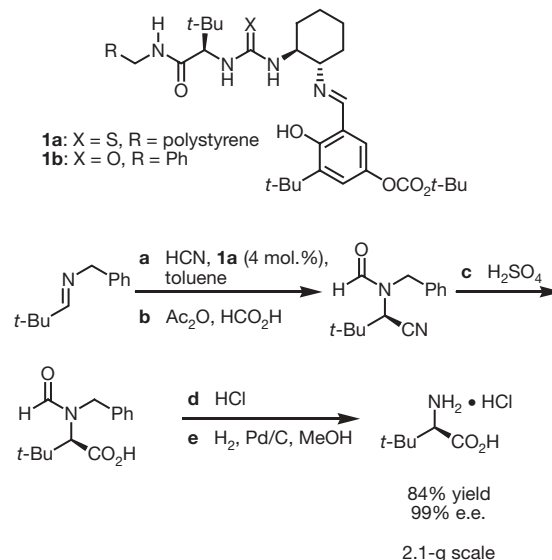
The urea- and thiourea-catalysed Strecker synthesis of (*R*)-*tert*-leucine developed several years ago by our group<sup>17,18</sup> illustrates many of the factors that have limited the application of catalytic asymmetric imine hydrocyanation methods towards routine preparative-scale syntheses (Figs 1 and 2). Although this synthesis provides (*R*)-*tert*-leucine in high yield and enantiomeric excess, the hydrocyanation reaction is run at cryogenic temperatures and uses a hazardous cyanide source: either trimethylsilyl cyanide (TMSCN)/methanol (MeOH) or HCN. In addition, the syntheses of either polystyrene-bound catalyst **1a** or homogeneous analogue **1b** require eight chemical steps, and the conversion of the  $\alpha$ -aminonitrile to the  $\alpha$ -amino acid requires four chemical steps.



**Figure 1** | Strecker synthesis of  $\alpha$ -amino acids. (R = aliphatic or aromatic organic substituent).

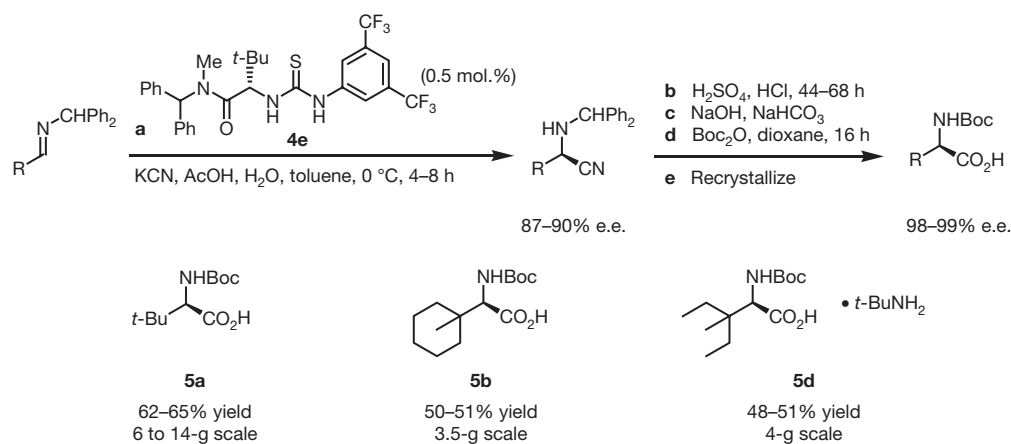
In mechanistically and synthetically guided efforts to identify simpler small-molecule H-bond donors for enantioselective imine hydrocyanation, we discovered that amido-thiourea derivatives lacking the diaminocyclohexane moiety in **1** (refs 19, 20) are efficient catalysts for the hydrocyanation of *N*-benzhydryl-protected imines using HCN generated *in situ* from TMSCN and MeOH (Table 1)<sup>21</sup>. Whereas simple amido-thiourea **4a** induced low levels of enantioselectivity in hydrocyanation of both aliphatic and aromatic imines (entry 1 in Table 1), the corresponding phenyl-substituted amido-thioureas proved more effective (entries 2–4). The highest enantioselectivities were observed in reactions catalysed by *N*-benzhydryl-substituted catalyst **4e** (entry 5). This catalyst contains a single stereogenic centre and is prepared in three steps from commercially available reagents (74% overall yield on the 5-g scale), and is thus readily accessible compared with chiral Strecker catalysts identified previously<sup>15,16</sup>.

Amido-thiourea derivative **4e** proved effective and highly enantioselective for the hydrocyanation of imines derived from alkyl (Table 2, entries 1–5), aryl (entries 7–16), heteroaryl (entries 17–19), and alkenyl aldehydes (entries 20–22). Lower enantioselectivities are obtained with less sterically demanding imines (entries 6 and 23). In general, (*R*)- $\alpha$ -aminonitriles are obtained from the catalyst derived from (*S*)-*tert*-leucine. This fortuitous outcome introduces an important practical feature of this method, because (*S*)-*tert*-leucine is readily available inexpensively by enzymatic methods<sup>6</sup>, but practical catalytic methods



**Figure 2** | First-generation thiourea-catalysed asymmetric Strecker synthesis of *tert*-leucine. **a**, HCN (1.3 equiv.), **1a** (4 mol.%), toluene,  $-75^{\circ}\text{C}$ , 15 h. **b**, Acetic anhydride ( $\text{Ac}_2\text{O}$ ),  $\text{HCO}_2\text{H}$ , 5 min. **c**, 65% aqueous  $\text{H}_2\text{SO}_4$ ,  $45^{\circ}\text{C}$ , 20 h. **d**, Concentrated HCl, 13 h. **e**,  $\text{H}_2$ , Pd/C (0.1 equiv.), methanol (MeOH), 8 h. Ph, phenyl; *t*-Bu, *tert*-butyl; e.e., enantiomeric excess.

<sup>1</sup>Harvard University, Department of Chemistry and Chemical Biology, Cambridge, Massachusetts 02138, USA.

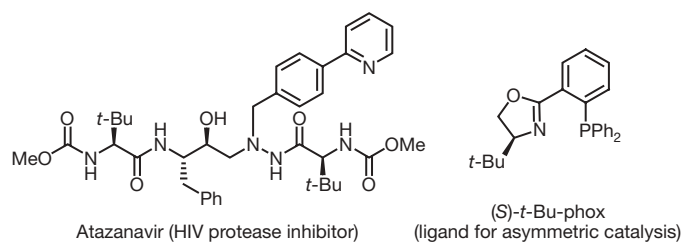


do not exist for the synthesis of (*R*)-*tert*-leucine and related (*R*)-amino acids<sup>22</sup>.

High yields and enantioselectivities are obtained in these imine hydrocyanations catalysed by **4e**; however, TMSCN is expensive, and the stoichiometric HCN generated upon combination with methanol introduces serious practical and safety liabilities that limit application on preparative scale. Potassium cyanide (KCN) and sodium cyanide (NaCN) represent inexpensive, alternative cyanide sources for Strecker syntheses<sup>13,14,23</sup>, but these reagents have found limited application in catalytic asymmetric imine hydrocyanations developed to date. This may be attributed to the poor solubility of cyanide salts in organic solvents, and the incompatibility of known catalysts to aqueous media. In contrast, catalyst **4e** lacks any sensitive functional groups, and therefore might be adaptable to use under aqueous or biphasic conditions. Indeed, treatment of toluene solutions of imine **2a** with KCN, acetic acid, water and catalyst **4e** led to the formation of  $\alpha$ -aminonitriles with enantioselectivity similar to that observed in the homogeneous, TMSCN/MeOH-mediated reaction (Fig. 3). Only small decreases in enantioselectivity were observed at higher temperatures and concentrations, and reactions carried out under these more practical conditions proceeded at substantially higher rates.

The efficiency of this reaction is relatively insensitive to small changes in reagent and catalyst concentration: using an optimized protocol, hydrocyanation experiments using 0.5 mol.% catalyst were executed reproducibly and safely at the 25–100 mmol scale for the preparation of

protected amino acid derivatives **5a**, **5b** and **5d** (Fig. 3). The requisite imines **2a**, **2b** and **2d** (Table 2) were prepared on multi-gram scales in one or two steps from commercially available aldehydes<sup>24</sup>. The hydrocyanation reaction mixtures were treated with aqueous K<sub>2</sub>CO<sub>3</sub> before workup to quench any unreacted HCN generated under the reaction conditions. The enantiomerically enriched  $\alpha$ -aminonitriles were isolated in crude form by routine extraction and solvent removal procedures, and converted to the corresponding *tert*-butoxycarbonyl-protected (*R*)- $\alpha$ -amino acids by a two-step sequence involving



**Figure 4 | Examples of a pharmaceutical product and a chiral ligand derived from *tert*-leucine.**

**Table 1 | Dependence of imine hydrocyanation enantioselectivity on catalyst structure**

Entry	Catalyst	Enantiomeric excess (%), <i>R</i> = <i>tert</i> -Bu	Enantiomeric excess (%), <i>R</i> = C <sub>6</sub> H <sub>5</sub>
1	<b>4a</b>	-14	41
2	<b>4b</b>	30	86
3	<b>4c</b>	58	90
4	<b>4d</b>	77	97
5	<b>4e</b>	93	98

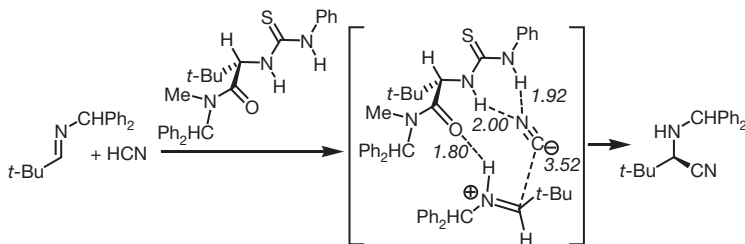
Enantiomeric excess determined by chiral HPLC analysis using commercially available columns. Me, methyl.

**Table 2 | Scope of asymmetric imine hydrocyanation**

Reaction scheme showing the conversion of imine **2** to amino acid **3**. Imine **2** (R-CH=N-CHPh<sub>2</sub>) reacts with TMSCN (2 equiv.), MeOH (2 equiv.), catalyst **4e** (10 mol%), toluene (0.2 M), at -30 °C for 20 h to yield amino acid **3** (R-CH(NH-CHPh<sub>2</sub>)-CN).

Entry	Imine <b>2</b> (R = )	<b>4e</b> (mol.%)	Yield (%)	Enantiomeric excess (%)
1	<i>tert</i> -butyl ( <b>a</b> )	2	99	93
2	Et <sub>2</sub> MeC ( <b>b</b> )	2	99	96
3	PhMe <sub>2</sub> C ( <b>c</b> )	2	97	85
4	(1-methyl)cyclohexyl ( <b>d</b> )	2	99	95
5	1-adamantyl ( <b>e</b> )	2	99	93
6	cyclohexyl ( <b>f</b> )	2	99	74
7	<i>p</i> -OMeC <sub>6</sub> H <sub>4</sub> ( <b>g</b> )	2	99	99
8	<i>p</i> -MeC <sub>6</sub> H <sub>4</sub> ( <b>h</b> )	2	98	98
9	C <sub>6</sub> H <sub>5</sub> ( <b>i</b> )	2	98	98
10	<i>p</i> -ClC <sub>6</sub> H <sub>4</sub> ( <b>j</b> )	2	97	98
11	<i>p</i> -CF <sub>3</sub> C <sub>6</sub> H <sub>4</sub> ( <b>k</b> )	2	98*	96
12	<i>p</i> -CNC <sub>6</sub> H <sub>4</sub> ( <b>l</b> )	10	96*	93
13	<i>p</i> -BrC <sub>6</sub> H <sub>4</sub> ( <b>m</b> )	2	98	99
14	<i>o</i> -OMeC <sub>6</sub> H <sub>4</sub> ( <b>n</b> )	2	97	88
15	<i>o</i> -BrC <sub>6</sub> H <sub>4</sub> ( <b>o</b> )	2	96*	97
16	<i>m</i> -BrC <sub>6</sub> H <sub>4</sub> ( <b>p</b> )	2	97*	92
17	2-furyl ( <b>q</b> )	2	99	93
18	3-furyl ( <b>r</b> )	2	98	97
19	2-thiophenyl ( <b>s</b> )	2	97*	95
20	1-cyclohexenyl ( <b>t</b> )	2	99	95
21	( <i>E</i> )-1-methyl-pent-1-enyl ( <b>u</b> )	2	98	91
22	( <i>E</i> )-cinnamyl ( <b>v</b> )	2	99	95
23	( <i>E</i> )-hexenyl ( <b>w</b> )	2	97	73

Isolated yields of **3** after silica gel chromatography of reactions run on 1.0 mmol scale. Enantiomeric excess determined by chiral HPLC analysis using commercially available columns. \*Reactions run at 0 °C. Et, ethyl.



**Figure 5 | Proposed catalytic mechanism.** The structure in brackets is the iminium/cyanide ion pair intermediate that directly precedes C–C bond formation, as calculated using the B3LYP/6-31G(d) level of density functional theory within Gaussian 03. Bond distances are shown in angstroms (*italic numbers*). Three-dimensional coordinates are included in the Supplementary Information.

H<sub>2</sub>SO<sub>4</sub>/HCl-mediated hydrolysis followed by treatment of the resulting aqueous amino acid solutions with di-*tert*-butyl dicarbonate (Boc<sub>2</sub>O)<sup>25,26</sup>. The highly enantiomerically enriched, sterically demanding protected  $\alpha$ -amino acids were then isolated on multi-gram scales by recrystallization. In each case, the synthetic sequence required no chromatographic purification or specialized equipment.

$\alpha$ -Amino acids bearing quaternary alkyl substituents, especially *tert*-leucine, are common components of pharmaceuticals<sup>3</sup> or medicinal chemistry targets<sup>27</sup>, and their derivatives have been found to be highly effective as components of chiral ligands<sup>5</sup> and organocatalysts<sup>28</sup> used in small-molecule asymmetric catalysis (Fig. 4). Use of these  $\alpha$ -amino acids has largely been limited to (S)-*tert*-leucine, which may be prepared efficiently by enzymatic methods<sup>6</sup>. The method described in this paper allows for efficient access both to the (R)-enantiomer of *tert*-leucine and to more sterically demanding analogues, thereby expanding the pool of  $\alpha$ -amino acids that can be used in medicinal and other applications.

A detailed experimental and computational<sup>29</sup> analysis of the hydrocyanation reaction catalysed by **4e** points to a mechanism involving initial amido-thiourea-induced imine protonation by HCN to generate a catalyst-bound iminium/cyanide ion pair (Fig. 5). Collapse of this ion pair and C–C bond formation to form the  $\alpha$ -aminonitrile then occurs in a post-rate-limiting step. Complete details of this novel mechanistic hypothesis and the basis for enantioselectivity will be reported separately<sup>30</sup>.

## METHODS SUMMARY

Reactions were carried out in round-bottomed flasks under nitrogen, unless otherwise noted. Commercially available reagents were purchased and used as received unless otherwise noted. Catalysts, imines and  $\alpha$ -amino acids were characterized by nuclear magnetic resonance (NMR) and infrared spectroscopy, and by mass spectrometry. The enantiomeric excess of chiral, non-racemic  $\alpha$ -amino acids was determined by chiral high-performance liquid chromatography (HPLC) analysis of the benzyl ester derivatives.  $\alpha$ -Aminonitriles were characterized by NMR and infrared spectroscopy, and the enantiomeric excesses were determined by chiral HPLC analysis. For experimental details and spectroscopic characterization data, chiral HPLC traces of racemic and non-racemic  $\alpha$ -aminonitriles and benzyl esters of  $\alpha$ -amino acids, <sup>1</sup>H and <sup>13</sup>C NMR spectra of catalyst **4e** and  $\alpha$ -amino acids, and the geometry of the calculated intermediate, see the Supplementary Information.

**Full Methods** and any associated references are available in the online version of the paper at [www.nature.com/nature](http://www.nature.com/nature).

Received 18 May; accepted 28 August 2009.

- Bhat, S. V., Nagasampagi, B. A. & Sivakumar, M. *Chemistry of Natural Products* 317–393 (Springer, 2005).
- Wang, L. & Shultz, P. G. Expanding the genetic code. *Angew. Chem. Int. Edn Engl.* **44**, 34–66 (2005).
- Tsantrizos, Y. S. Peptidomimetic therapeutic agents targeting the protease enzyme of the human immunodeficiency virus and hepatitis C virus. *Acc. Chem. Res.* **41**, 1252–1263 (2008).
- Davie, E. A. C., Mennen, S. M., Xu, Y. J. & Miller, S. J. Asymmetric catalysis mediated by synthetic peptides. *Chem. Rev.* **107**, 5759–5812 (2007).
- Helmchen, G. & Pfaltz, A. Phosphinothiooxazolines—a new class of versatile, modular P,N-ligands for asymmetric catalysis. *Acc. Chem. Res.* **33**, 336–345 (2000).
- Bommarius, A. S., Schwarm, M. & Drauz, K. Comparison of different chemoenzymatic process routes to enantiomerically pure amino acids. *Chimia* **55**, 50–59 (2001).
- Breuer, M. *et al.* Industrial methods for the production of optically active intermediates. *Angew. Chem. Int. Edn Engl.* **43**, 788–824 (2004).

- Knowles, W. S. Asymmetric hydrogenation. *Acc. Chem. Res.* **16**, 106–112 (1983).
- Nájera, C. & Sansano, J. M. Catalytic asymmetric synthesis of  $\alpha$ -amino acids. *Chem. Rev.* **107**, 4584–4671 (2007).
- Block, R. J. The isolation and synthesis of the naturally occurring  $\alpha$ -amino acids. *Chem. Rev.* **38**, 501–571 (1946).
- Miller, S. L. Production of some organic compounds under possible primitive earth conditions. *J. Am. Chem. Soc.* **77**, 2351–2361 (1955).
- Harada, K. Asymmetric synthesis of  $\alpha$ -amino acids by the Strecker synthesis. *Nature* **200**, 1201 (1963).
- Kuethe, J. T., Gauthier, D. R. Jr, Beutner, G. L. & Yasuda, N. A concise synthesis of (S)-N-ethoxycarbonyl- $\alpha$ -methylvaline. *J. Org. Chem.* **72**, 7469–7472 (2007).
- Shu, L. & Wang, P. Synthesis of enantiopure Fmoc- $\alpha$ -methylvaline. *Org. Process Res. Dev.* **12**, 298–300 (2008).
- Gröger, H. Catalytic enantioselective Strecker reactions and analogous syntheses. *Chem. Rev.* **103**, 2795–2827 (2003).
- Merino, P., Marqués-López, E., Tejero, T. & Herrera, R. P. Organocatalyzed Strecker reactions. *Tetrahedron* **65**, 1219–1234 (2009).
- Sigman, M. S., Vachal, P. & Jacobsen, E. N. A general catalyst for the asymmetric Strecker reaction. *Angew. Chem. Int. Edn Engl.* **39**, 1279–1281 (2000).
- Doyle, A. G. & Jacobsen, E. N. Small-molecule H-bond donors in asymmetric catalysis. *Chem. Rev.* **107**, 5713–5743 (2007).
- Wenzel, A. G., Lalonde, M. P. & Jacobsen, E. N. Divergent stereoselection mechanisms in urea-catalyzed additions to imines. *Synlett* 1919–1922 (2003).
- Reisman, S. E., Doyle, A. G. & Jacobsen, E. N. Enantioselective thiourea-catalyzed additions to oxocarbenium ions. *J. Am. Chem. Soc.* **130**, 7198–7199 (2008).
- Mai, K. & Patil, G. Alkylsilyl cyanides as silylating agents. *J. Org. Chem.* **51**, 3545–3548 (1986).
- Bélanger, E., Pouliot, M.-F. & Paquin, J.-F. Use of 5,5-(dimethyl)-*i*-Pr-PHOX as a practical equivalent to *t*-Bu-PHOX in asymmetric catalysis. *Org. Lett.* **11**, 2201–2204 (2009).
- Ooi, T., Uematsu, Y. & Maruoka, K. Asymmetric Strecker reaction of aldimines using aqueous potassium cyanide by phase-transfer catalysis of chiral quaternary ammonium salts with a tetranaphthyl backbone. *J. Am. Chem. Soc.* **128**, 2548–2549 (2006).
- Anderson, J. C., Denton, R. M., Hickin, H. G. & Wilson, C. Synthesis of dibenzofuran-1,4-diones using the Dotz benzannulation. *Tetrahedron* **60**, 2327–2335 (2004).
- Corey, E. J. & Grogan, M. J. Enantioselective synthesis of  $\alpha$ -amino nitriles from N-benzhydryl imines and HCN with a chiral bicyclic guanidine as catalyst. *Org. Lett.* **1**, 157–160 (1999).
- Krueger, C. A. *et al.* Ti-catalyzed enantioselective addition of cyanide to imines. A practical synthesis of optically pure  $\alpha$ -amino acids. *J. Am. Chem. Soc.* **121**, 4284–4285 (1999).
- Arasappan, A. *et al.* Practical and efficient method for amino acid derivatives containing beta quaternary center: application toward synthesis of hepatitis C virus NS3 serine protease inhibitors. *Tetrahedron Lett.* **48**, 6343–6347 (2007).
- Mita, T. & Jacobsen, E. N. Bifunctional asymmetric catalysis with hydrogen chloride: enantioselective ring-opening of aziridines catalyzed by a phosphinothiourea. *Synlett* 1680–1684 (2009).
- Frisch, M. J. *et al.* Gaussian 03 Revision E.01 (Gaussian, Inc., 2004).
- Zuend, S. J. & Jacobsen, E. N. Mechanism of amido-thiourea catalyzed enantioselective imine hydrocyanation: transition state stabilization via multiple non-covalent interactions. *J. Am. Chem. Soc.* doi:10.1021/ja9058958 (in the press).

**Supplementary Information** is linked to the online version of the paper at [www.nature.com/nature](http://www.nature.com/nature).

**Acknowledgements** This work was supported by the NIH, and through fellowships from the American Chemical Society and Roche (to S.J.Z.) and the Natural Sciences and Engineering Research Council of Canada (to M.P.L.).

**Author Contributions** S.J.Z. and M.P.L. synthesized and evaluated the catalysts; M.P.C. evaluated the scope of the TMSCN-mediated reaction; S.J.Z. developed the KCN-mediated syntheses and the large-scale procedures; S.J.Z. and E.N.J. wrote the manuscript; E.N.J. guided the research.

**Author Information** Reprints and permissions information is available at [www.nature.com/reprints](http://www.nature.com/reprints). Correspondence and requests for materials should be addressed to E.N.J. ([jacobsen@chemistry.harvard.edu](mailto:jacobsen@chemistry.harvard.edu)).

## METHODS

**Preparation of  $\alpha$ -aminonitrile **3a** by KCN-mediated hydrocyanation.** Caution! HCN is produced. The experiment should be executed in a well-ventilated fume hood.

A 250-ml round-bottomed flask containing a 4-cm-long stir bar was charged with KCN (5.21 g, 80 mmol, 2.0 equiv.) and toluene (76 ml), capped with a virgin rubber septum, and cooled at 0 °C for 10 min under N<sub>2</sub>. Acetic acid (2.75 ml, 48 mmol, 1.2 equiv.) and water (2.88 ml, 160 mmol, 4.0 equiv.) were added sequentially via syringe, and the N<sub>2</sub> inlet was removed. The resulting white, heterogeneous mixture was stirred vigorously at 0 °C. After 5 min the upper organic layer had become a clear, colourless solution, and the lower aqueous layer contained a chunky, white precipitate. After stirring for 20 min, the N<sub>2</sub> inlet was restored, and a freshly prepared stock solution of **2a** (9.79–9.93 g, prepared from 40 mmol of aminodiphenylmethane as described in the Supplementary Information) and **4e** (116 mg, 0.20 mmol, 0.0050 equiv.) in toluene (24 ml) was added via syringe in 10-ml portions over 1 min. The flask containing the stock solution was rinsed with additional toluene (2 × 3 ml), and the rinses were added to the reaction. The N<sub>2</sub> inlet was removed, and the mixture was stirred at 0 °C. The reaction was monitored as follows: a 100  $\mu$ l aliquot was removed via syringe, filtered through a 1-cm-high plug of Na<sub>2</sub>SO<sub>4</sub>, rinsed with hexanes (2 × 3 ml), and concentrated under reduced pressure. The sample was dissolved in 600  $\mu$ l CDCl<sub>3</sub> and analysed by <sup>1</sup>H-NMR spectroscopy. After 2.5 h, conversion was estimated to be 95% by integration of the benzhydryl resonances of the starting material (5.4 p.p.m.) and product (5.2 p.p.m.). After 4 h, the reaction

mixture was allowed to warm to room temperature over 5 min. The septum was removed, and the reaction mixture was treated with 50 ml of a 0.2 g ml<sup>-1</sup> aqueous K<sub>2</sub>CO<sub>3</sub> solution. The mixture was transferred to a 250-ml separatory funnel in a fume hood, the reaction flask was rinsed with diethyl ether (3 × 5 ml), and the rinses were added to the separatory funnel. The organic and aqueous layers were thoroughly mixed, and the aqueous layer removed. The organic layer was washed with another 50 ml of K<sub>2</sub>CO<sub>3</sub> solution and then with brine (50 ml). The aqueous layers were disposed in a waste container that was maintained at basic pH and stored in a fume hood. The clear, colourless organic layer was dried over Na<sub>2</sub>SO<sub>4</sub>, decanted into a 500-ml round-bottomed flask, rinsing with diethyl ether (3 × 5 ml), and concentrated to a volume of approximately 100 ml using a rotary evaporator. The flask was then charged with a 2-cm-long stir bar, placed in a 25 °C water bath, and concentrated to a volume of approximately 15 ml by vacuum transfer into a dry ice/acetone bath. A sample of the clear, colourless liquid residue was analysed by chiral HPLC analysis (Chiralpak AS-H column, Chiral Technologies), 1 ml min<sup>-1</sup>, 5% *iso*-propanol/hexanes, 220 nm): retention time  $t_R$ (minor) = 6.18 min,  $t_R$ (major) = 9.09 min, 87–88% enantiomeric excess (range of three experiments). The liquid was transferred to a 100-ml round-bottomed flask, rinsing with CH<sub>2</sub>Cl<sub>2</sub> (3 × 4 ml). The solution was concentrated to a mass of 12 g under reduced pressure (30 torr down to 1 torr). <sup>1</sup>H-NMR analysis of the clear, colourless oil revealed approximately 30 mol.% remaining toluene. Crude **3a** was used in the next step without further purification. Experimental procedures for the hydrolysis of **3a** and for the isolation of (*R*)-Boc-*tert*-leucine are provided in the Supplementary Information.