

surface carbonyls are several orders of magnitude more reactive in oxidative addition reactions with silanes than non-carbonyl-containing nickel samples.<sup>17</sup>

Destruction of solvent by the metal particles has been inferred from analysis of reaction products<sup>18</sup> in several of the methods used in producing active metal powders. Auger spectroscopy of nickel powders subjected to ultrasonic irradiation has indicated the presence of both surface carbon and significant quantities of surface oxygen (Ni:O ratios of 1:2).<sup>4</sup>

The magnitude of the surface Raman signal tempts one to infer some surface enhancement of the Raman signal, and evidence for surface enhancement of the Raman spectrum for molecules adsorbed on nickel has precedent in the literature.<sup>19,20</sup> In the absence of an excitation profile, this conclusion is unwarranted, and the magnitude of the signal is attributed to the large surface area seen in the morphological experiments<sup>13</sup> and the large quantity of surface oxygen observed in the Auger experiment.<sup>4</sup>

**Acknowledgment** is made to the donors of the Petroleum Research Fund, administered by the American Chemical Society, Grant No. 19409-G5, the Research Corporation, the National Science Foundation through Grant No. RII 8610675, and the Air Force Office of Scientific Research through Grant No. 88-0060 for support of this work. The technical assistance of Brian Hauck is also gratefully acknowledged.

(17) Rajkumar, A. B. Ph.D. Thesis, North Dakota State University, 1990.

(18) Kavaliunas, A. V.; Taylor, A.; Rieke, R. D. *Organometallics* **1983**, 2, 377.

(19) Krasser, W.; Renouprez, A. J. J. *Raman Spectrosc.* **1981**, 11, 425.

(20) Yamada, H.; Yamamoto, Y. *Chem. Phys. Lett.* **1981**, 77, 520.

## Inversion of Enantioselectivity in the Kinetic Resolution Mode of the Katsuki-Sharpless Asymmetric Epoxidation Reaction†

Seiichi Takano,\* Yoshiharu Iwabuchi, and Kunio Ogasawara

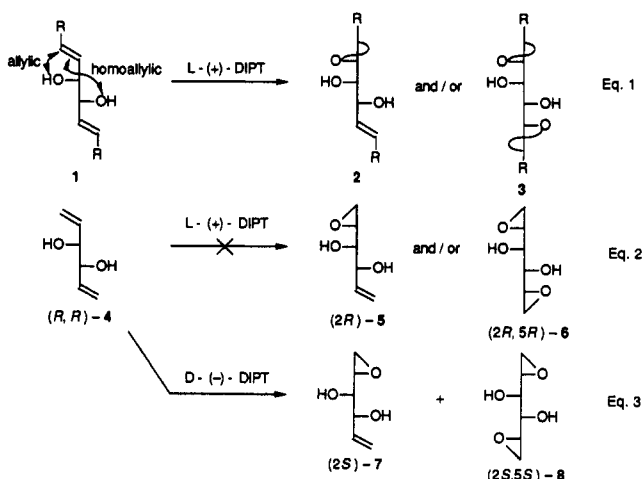
Pharmaceutical Institute, Tohoku University  
Aobayama, Sendai 980, Japan

Received October 16, 1990

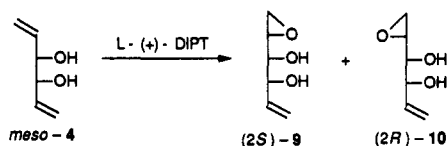
It is reported that the enantiofacial selection in the Katsuki-Sharpless asymmetric epoxidation<sup>1,2</sup> is opposite for allylic and homoallylic alcohols.<sup>3,4</sup> Since  $C_2$ -symmetric DL-1,2-dialkenylethylene glycols (**1**) may be regarded as either allylic or homoallylic substrates, we were intrigued by the possibility that an opposite stereogenic effect between the allylic and homoallylic relationships might synergistically amplify the enantiofacial selectivity in the chiral epoxidation of these symmetric substrates<sup>5</sup> (Scheme I, eq 1). We therefore examined the reaction of optically active  $C_2$ -symmetric (1*R*,2*R*)-1,2-divinylethylene glycol<sup>6</sup> [(*R,R*)-**4**], which led us to make a new and unexpected discovery relative to the Katsuki-Sharpless kinetic resolution process.

Since the empirical rule<sup>1-4</sup> embodied in asymmetric epoxidation predicts that 1*R*,2*R* glycol [(*R,R*)-**4**] would react at a much faster rate in the presence of diisopropyl L-(+)-tartrate [(+)-DIPT] to furnish *R* epoxide [(2*R*)-**5**] and/or *R,R* diepoxide [(2*R*,5*R*)-**6**],

Scheme I



Scheme II



we first carried out the reaction of (*R,R*)-**4** with *tert*-butyl hydroperoxide (TBHP) in the presence of a stoichiometric amount of (+)-DIPT and Ti(O-*i*-Pr)<sub>4</sub> and 4-Å molecular sieves<sup>7</sup> (Scheme I, eq 2). However, the reaction did not occur and the starting material was recovered unchanged. Surprisingly, when (–)-DIPT in place of (+)-DIPT was used (Scheme I, eq 3), the reaction took place readily to afford *S* monoepoxide [(2*S*)-**7**] accompanied by a minor amount of *S,S* diepoxide [(2*S*,5*S*)-**8**] with 1.2 equiv of TBHP (Table I, entry 1) and the diepoxide [(2*S*,5*S*)-**8**] accompanied by a minor amount of the monoepoxide [(2*S*)-**7**] with 3 equiv of TBHP (Table I, entry 2). Correlation of the products with diethyl L-(+)-tartrate<sup>8</sup> and D-mannitol<sup>9</sup> established their stereochemistry unambiguously. This inversion of enantioselectivity and diastereofacial selectivity was also observed in the kinetic resolution of racemic DL substrate<sup>10</sup> [(±)-**4**] in the presence of (+)-DIPT, which furnished a mixture of *R* monoepoxide [(2*R*)-**7**], *R,R* diepoxide [(2*R*,5*R*)-**8**], and unreacted glycol [(*R,R*)-**4**] (Table I, entries 3 and 4).

Interestingly, the monobenzyl ether<sup>11</sup> of optically active DL substrate [(*R,R*)-**4**] was epoxidized only in the presence of (+)-DIPT to afford the monoepoxide with the *R* configuration, matching the prediction of the empirical rule (Table I, entry 5). When *meso*-1,2-divinylethylene glycol<sup>10</sup> [(*meso*)-**4**] was epoxidized for comparison in the presence of (+)-DIPT, the reaction occurred again in an unexpected mode to afford a 7:1 mixture of diastereomeric monoepoxides (2*S*)-**9** and (2*R*)-**10** (Scheme II) (Table I, entries 6–8), which could be separated after conversion into acetonides and correlated with (*S*)-*O*-benzylglycidol<sup>12,13</sup> to establish

(7) Gao, Y.; Hanson, R. M.; Klunder, J. M.; Ko, S. Y.; Masamune, H.; Sharpless, K. B. *J. Am. Chem. Soc.* **1987**, 109, 5765–5780.

(8) Takano, S.; Kurotaki, A.; Sekiguchi, Y.; Satoh, S.; Hiram, M.; Ogasawara, K. *Synthesis* **1986**, 811–817.

(9) LeMerrer, Y.; Dureault, A.; Gravier, C.; Languin, D.; Depey, J. C. *Tetrahedron Lett.* **1985**, 26, 319–322.

(10) Young, W. G.; Cristol, S. J.; Weiss, F. T. *J. Am. Chem. Soc.* **1943**, 65, 1245–1246.

(11) The Katsuki-Sharpless epoxidation of the monobenzyl ethers of racemic DL and *meso* forms of **4** has been carried out and reported to give the corresponding monoepoxides having stereochemistry matching the prediction of the empirical rule. These could be reproduced by our hands; see: (a) Küfner, U.; Schmidt, R. R. *Liebigs Ann. Chem.* **1986**, 1600–1609. (b) Schmidt, R. R.; Frische, K. *Liebigs Ann. Chem.* **1988**, 209–214.

(12) Optical purity of the products was determined by <sup>1</sup>H NMR analysis (500 MHz) of the MTPA (both enantiomers) esters derived from **9** and **10**, respectively. Cf.: (a) Takano, S.; Takahashi, M.; Yanase, M.; Sekiguchi, Y.; Iwabuchi, Y.; Ogasawara, K. *Chem. Lett.* **1988**, 1827–1828. (b) Kusumi, T.; Ohtani, I.; Inouye, Y.; Kakisawa, H. *Tetrahedron Lett.* **1988**, 29, 4731–4734.

† Dedicated to Professor George Büchi on the occasion of his 70th birthday.

(1) Katsuki, T.; Sharpless, K. B. *J. Am. Chem. Soc.* **1980**, 102, 5974–5978.

(2) (a) Finn, M. B.; Sharpless, K. B. In *Asymmetric Synthesis*; Morrison, J. D., Ed.; Academic Press: New York, 1985; Vol. 5, pp 247–307. (b) Rossiter, B. E. In *Asymmetric Synthesis*; Morrison, J. D., Ed.; Academic Press: New York, 1985; Vol. 5, pp 193–246. (c) Johnson, R. A.; Sharpless, K. B. In *Comprehensive Organic Synthesis*; Trost, B. M., Ed.; Pergamon: Oxford, 1991; Vol. 7, Chapter 3.2.

(3) Rossiter, B. E.; Sharpless, K. B. *J. Org. Chem.* **1984**, 49, 3707–3711.

(4) Marshall, J. A.; Jensen, T. M. *J. Org. Chem.* **1984**, 49, 1707–1712.

(5) For brevity, structures are depicted by the Fischer projection.

(6) Karrer, P.; Davis, P. C. *Helv. Chim. Acta* **1948**, 31, 1611–1616.

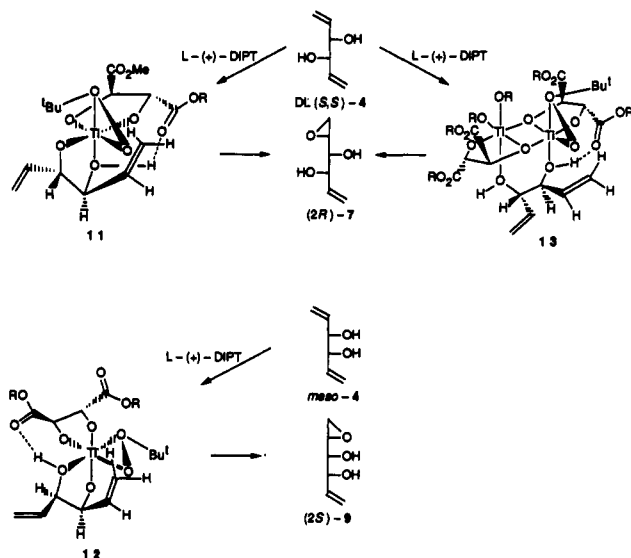
Table I. Katsuki-Sharpless Asymmetric Epoxidation of 1,2-Divinylethylene Glycols

entry	substrate	catalyst (equiv) Ti/tartrate <sup>a</sup>	TBHP	time, h	product, % <sup>c</sup> (corrected yield)	opt. yield, % ee
1	DL-( <i>R,R</i> )-4	1.0/1.2 <sup>a,d</sup>	1.2	10	(2 <i>S</i> )-7, 32 (42)	~100 <sup>e</sup>
2	DL-( <i>R,R</i> )-4	1.0/1.2 <sup>a</sup>	3.0	20	(2 <i>S,5S</i> )-8, 19 (25)	~100 <sup>e</sup>
3	DL-(±)-4	1.0/2.0 <sup>b</sup>	2.0	10	(2 <i>S</i> )-7, 9 (10)	~100 <sup>e</sup>
4	DL-(±)-4	1.0/2.0 <sup>b</sup>	10	8	(2 <i>S,5S</i> )-8, 35 (40)	~100 <sup>e</sup>
5	DL-(±)-4	1.0/2.0 <sup>b</sup>	2.0	10	( <i>R,R</i> )-4, 47	~83 <sup>f</sup>
6	DL-(±)-4	1.0/2.0 <sup>b</sup>	10	8	(2 <i>R</i> )-7, 11	~100 <sup>h</sup>
7	DL-(±)-4	1.0/2.0 <sup>b</sup>	10	8	(2 <i>R,5R</i> )-8, 6	~100 <sup>h</sup>
8	DL-(±)-4	1.0/2.0 <sup>b</sup>	30	90	( <i>R,R</i> )-4, 36	~88 <sup>f</sup>
9	DL-(±)-4	1.0/2.0 <sup>b</sup>	30	90	(2 <i>R</i> )-7, 3	~100 <sup>h</sup>
10	DL-(±)-4	1.0/2.0 <sup>b</sup>	30	90	(2 <i>R,5R</i> )-8, 12	~100 <sup>h</sup>
11	DL-(±)-4	1.0/2.0 <sup>b</sup>	30	90	(2 <i>R,5R</i> )-8, 12	~100 <sup>h</sup>
12	DL-(±)-4	1.0/2.0 <sup>b</sup>	30	90	(2 <i>R,5R</i> )-8, 12	~100 <sup>h</sup>
13	DL-(±)-4	1.0/2.0 <sup>b</sup>	30	90	(2 <i>R,5R</i> )-8, 12	~100 <sup>h</sup>
14	DL-(±)-4	1.0/2.0 <sup>b</sup>	30	90	(2 <i>R,5R</i> )-8, 12	~100 <sup>h</sup>
15	DL-(±)-4	1.0/2.0 <sup>b</sup>	30	90	(2 <i>R,5R</i> )-8, 12	~100 <sup>h</sup>
16	DL-(±)-4	1.0/2.0 <sup>b</sup>	30	90	(2 <i>R,5R</i> )-8, 12	~100 <sup>h</sup>
17	DL-(±)-4	1.0/2.0 <sup>b</sup>	30	90	(2 <i>R,5R</i> )-8, 12	~100 <sup>h</sup>
18	DL-(±)-4	1.0/2.0 <sup>b</sup>	30	90	(2 <i>R,5R</i> )-8, 12	~100 <sup>h</sup>
19	DL-(±)-4	1.0/2.0 <sup>b</sup>	30	90	(2 <i>R,5R</i> )-8, 12	~100 <sup>h</sup>
20	DL-(±)-4	1.0/2.0 <sup>b</sup>	30	90	(2 <i>R,5R</i> )-8, 12	~100 <sup>h</sup>
21	DL-(±)-4	1.0/2.0 <sup>b</sup>	30	90	(2 <i>R,5R</i> )-8, 12	~100 <sup>h</sup>
22	DL-(±)-4	1.0/2.0 <sup>b</sup>	30	90	(2 <i>R,5R</i> )-8, 12	~100 <sup>h</sup>
23	DL-(±)-4	1.0/2.0 <sup>b</sup>	30	90	(2 <i>R,5R</i> )-8, 12	~100 <sup>h</sup>
24	DL-(±)-4	1.0/2.0 <sup>b</sup>	30	90	(2 <i>R,5R</i> )-8, 12	~100 <sup>h</sup>
25	DL-(±)-4	1.0/2.0 <sup>b</sup>	30	90	(2 <i>R,5R</i> )-8, 12	~100 <sup>h</sup>
26	DL-(±)-4	1.0/2.0 <sup>b</sup>	30	90	(2 <i>R,5R</i> )-8, 12	~100 <sup>h</sup>
27	DL-(±)-4	1.0/2.0 <sup>b</sup>	30	90	(2 <i>R,5R</i> )-8, 12	~100 <sup>h</sup>
28	DL-(±)-4	1.0/2.0 <sup>b</sup>	30	90	(2 <i>R,5R</i> )-8, 12	~100 <sup>h</sup>
29	DL-(±)-4	1.0/2.0 <sup>b</sup>	30	90	(2 <i>R,5R</i> )-8, 12	~100 <sup>h</sup>
30	DL-(±)-4	1.0/2.0 <sup>b</sup>	30	90	(2 <i>R,5R</i> )-8, 12	~100 <sup>h</sup>
31	DL-(±)-4	1.0/2.0 <sup>b</sup>	30	90	(2 <i>R,5R</i> )-8, 12	~100 <sup>h</sup>
32	DL-(±)-4	1.0/2.0 <sup>b</sup>	30	90	(2 <i>R,5R</i> )-8, 12	~100 <sup>h</sup>
33	DL-(±)-4	1.0/2.0 <sup>b</sup>	30	90	(2 <i>R,5R</i> )-8, 12	~100 <sup>h</sup>
34	DL-(±)-4	1.0/2.0 <sup>b</sup>	30	90	(2 <i>R,5R</i> )-8, 12	~100 <sup>h</sup>
35	DL-(±)-4	1.0/2.0 <sup>b</sup>	30	90	(2 <i>R,5R</i> )-8, 12	~100 <sup>h</sup>
36	DL-(±)-4	1.0/2.0 <sup>b</sup>	30	90	(2 <i>R,5R</i> )-8, 12	~100 <sup>h</sup>
37	DL-(±)-4	1.0/2.0 <sup>b</sup>	30	90	(2 <i>R,5R</i> )-8, 12	~100 <sup>h</sup>
38	DL-(±)-4	1.0/2.0 <sup>b</sup>	30	90	(2 <i>R,5R</i> )-8, 12	~100 <sup>h</sup>
39	DL-(±)-4	1.0/2.0 <sup>b</sup>	30	90	(2 <i>R,5R</i> )-8, 12	~100 <sup>h</sup>
40	DL-(±)-4	1.0/2.0 <sup>b</sup>	30	90	(2 <i>R,5R</i> )-8, 12	~100 <sup>h</sup>
41	DL-(±)-4	1.0/2.0 <sup>b</sup>	30	90	(2 <i>R,5R</i> )-8, 12	~100 <sup>h</sup>
42	DL-(±)-4	1.0/2.0 <sup>b</sup>	30	90	(2 <i>R,5R</i> )-8, 12	~100 <sup>h</sup>
43	DL-(±)-4	1.0/2.0 <sup>b</sup>	30	90	(2 <i>R,5R</i> )-8, 12	~100 <sup>h</sup>
44	DL-(±)-4	1.0/2.0 <sup>b</sup>	30	90	(2 <i>R,5R</i> )-8, 12	~100 <sup>h</sup>
45	DL-(±)-4	1.0/2.0 <sup>b</sup>	30	90	(2 <i>R,5R</i> )-8, 12	~100 <sup>h</sup>
46	DL-(±)-4	1.0/2.0 <sup>b</sup>	30	90	(2 <i>R,5R</i> )-8, 12	~100 <sup>h</sup>
47	DL-(±)-4	1.0/2.0 <sup>b</sup>	30	90	(2 <i>R,5R</i> )-8, 12	~100 <sup>h</sup>
48	DL-(±)-4	1.0/2.0 <sup>b</sup>	30	90	(2 <i>R,5R</i> )-8, 12	~100 <sup>h</sup>
49	DL-(±)-4	1.0/2.0 <sup>b</sup>	30	90	(2 <i>R,5R</i> )-8, 12	~100 <sup>h</sup>
50	DL-(±)-4	1.0/2.0 <sup>b</sup>	30	90	(2 <i>R,5R</i> )-8, 12	~100 <sup>h</sup>
51	DL-(±)-4	1.0/2.0 <sup>b</sup>	30	90	(2 <i>R,5R</i> )-8, 12	~100 <sup>h</sup>
52	DL-(±)-4	1.0/2.0 <sup>b</sup>	30	90	(2 <i>R,5R</i> )-8, 12	~100 <sup>h</sup>
53	DL-(±)-4	1.0/2.0 <sup>b</sup>	30	90	(2 <i>R,5R</i> )-8, 12	~100 <sup>h</sup>
54	DL-(±)-4	1.0/2.0 <sup>b</sup>	30	90	(2 <i>R,5R</i> )-8, 12	~100 <sup>h</sup>
55	DL-(±)-4	1.0/2.0 <sup>b</sup>	30	90	(2 <i>R,5R</i> )-8, 12	~100 <sup>h</sup>
56	DL-(±)-4	1.0/2.0 <sup>b</sup>	30	90	(2 <i>R,5R</i> )-8, 12	~100 <sup>h</sup>
57	DL-(±)-4	1.0/2.0 <sup>b</sup>	30	90	(2 <i>R,5R</i> )-8, 12	~100 <sup>h</sup>
58	DL-(±)-4	1.0/2.0 <sup>b</sup>	30	90	(2 <i>R,5R</i> )-8, 12	~100 <sup>h</sup>
59	DL-(±)-4	1.0/2.0 <sup>b</sup>	30	90	(2 <i>R,5R</i> )-8, 12	~100 <sup>h</sup>
60	DL-(±)-4	1.0/2.0 <sup>b</sup>	30	90	(2 <i>R,5R</i> )-8, 12	~100 <sup>h</sup>
61	DL-(±)-4	1.0/2.0 <sup>b</sup>	30	90	(2 <i>R,5R</i> )-8, 12	~100 <sup>h</sup>
62	DL-(±)-4	1.0/2.0 <sup>b</sup>	30	90	(2 <i>R,5R</i> )-8, 12	~100 <sup>h</sup>
63	DL-(±)-4	1.0/2.0 <sup>b</sup>	30	90	(2 <i>R,5R</i> )-8, 12	~100 <sup>h</sup>
64	DL-(±)-4	1.0/2.0 <sup>b</sup>	30	90	(2 <i>R,5R</i> )-8, 12	~100 <sup>h</sup>
65	DL-(±)-4	1.0/2.0 <sup>b</sup>	30	90	(2 <i>R,5R</i> )-8, 12	~100 <sup>h</sup>
66	DL-(±)-4	1.0/2.0 <sup>b</sup>	30	90	(2 <i>R,5R</i> )-8, 12	~100 <sup>h</sup>
67	DL-(±)-4	1.0/2.0 <sup>b</sup>	30	90	(2 <i>R,5R</i> )-8, 12	~100 <sup>h</sup>
68	DL-(±)-4	1.0/2.0 <sup>b</sup>	30	90	(2 <i>R,5R</i> )-8, 12	~100 <sup>h</sup>
69	DL-(±)-4	1.0/2.0 <sup>b</sup>	30	90	(2 <i>R,5R</i> )-8, 12	~100 <sup>h</sup>
70	DL-(±)-4	1.0/2.0 <sup>b</sup>	30	90	(2 <i>R,5R</i> )-8, 12	~100 <sup>h</sup>
71	DL-(±)-4	1.0/2.0 <sup>b</sup>	30	90	(2 <i>R,5R</i> )-8, 12	~100 <sup>h</sup>
72	DL-(±)-4	1.0/2.0 <sup>b</sup>	30	90	(2 <i>R,5R</i> )-8, 12	~100 <sup>h</sup>
73	DL-(±)-4	1.0/2.0 <sup>b</sup>	30	90	(2 <i>R,5R</i> )-8, 12	~100 <sup>h</sup>
74	DL-(±)-4	1.0/2.0 <sup>b</sup>	30	90	(2 <i>R,5R</i> )-8, 12	~100 <sup>h</sup>
75	DL-(±)-4	1.0/2.0 <sup>b</sup>	30	90	(2 <i>R,5R</i> )-8, 12	~100 <sup>h</sup>
76	DL-(±)-4	1.0/2.0 <sup>b</sup>	30	90	(2 <i>R,5R</i> )-8, 12	~100 <sup>h</sup>
77	DL-(±)-4	1.0/2.0 <sup>b</sup>	30	90	(2 <i>R,5R</i> )-8, 12	~100 <sup>h</sup>
78	DL-(±)-4	1.0/2.0 <sup>b</sup>	30	90	(2 <i>R,5R</i> )-8, 12	~100 <sup>h</sup>
79	DL-(±)-4	1.0/2.0 <sup>b</sup>	30	90	(2 <i>R,5R</i> )-8, 12	~100 <sup>h</sup>
80	DL-(±)-4	1.0/2.0 <sup>b</sup>	30	90	(2 <i>R,5R</i> )-8, 12	~100 <sup>h</sup>
81	DL-(±)-4	1.0/2.0 <sup>b</sup>	30	90	(2 <i>R,5R</i> )-8, 12	~100 <sup>h</sup>
82	DL-(±)-4	1.0/2.0 <sup>b</sup>	30	90	(2 <i>R,5R</i> )-8, 12	~100 <sup>h</sup>
83	DL-(±)-4	1.0/2.0 <sup>b</sup>	30	90	(2 <i>R,5R</i> )-8, 12	~100 <sup>h</sup>
84	DL-(±)-4	1.0/2.0 <sup>b</sup>	30	90	(2 <i>R,5R</i> )-8, 12	~100 <sup>h</sup>
85	DL-(±)-4	1.0/2.0 <sup>b</sup>	30	90	(2 <i>R,5R</i> )-8, 12	~100 <sup>h</sup>
86	DL-(±)-4	1.0/2.0 <sup>b</sup>	30	90	(2 <i>R,5R</i> )-8, 12	~100 <sup>h</sup>
87	DL-(±)-4	1.0/2.0 <sup>b</sup>	30	90	(2 <i>R,5R</i> )-8, 12	~100 <sup>h</sup>
88	DL-(±)-4	1.0/2.0 <sup>b</sup>	30	90	(2 <i>R,5R</i> )-8, 12	~100 <sup>h</sup>
89	DL-(±)-4	1.0/2.0 <sup>b</sup>	30	90	(2 <i>R,5R</i> )-8, 12	~100 <sup>h</sup>
90	DL-(±)-4	1.0/2.0 <sup>b</sup>	30	90	(2 <i>R,5R</i> )-8, 12	~100 <sup>h</sup>
91	DL-(±)-4	1.0/2.0 <sup>b</sup>	30	90	(2 <i>R,5R</i> )-8, 12	~100 <sup>h</sup>
92	DL-(±)-4	1.0/2.0 <sup>b</sup>	30	90	(2 <i>R,5R</i> )-8, 12	~100 <sup>h</sup>
93	DL-(±)-4	1.0/2.0 <sup>b</sup>	30	90	(2 <i>R,5R</i> )-8, 12	~100 <sup>h</sup>
94	DL-(±)-4	1.0/2.0 <sup>b</sup>	30	90	(2 <i>R,5R</i> )-8, 12	~100 <sup>h</sup>
95	DL-(±)-4	1.0/2.0 <sup>b</sup>	30	90	(2 <i>R,5R</i> )-8, 12	~100 <sup>h</sup>
96	DL-(±)-4	1.0/2.0 <sup>b</sup>	30	90	(2 <i>R,5R</i> )-8, 12	~100 <sup>h</sup>
97	DL-(±)-4	1.0/2.0 <sup>b</sup>	30	90	(2 <i>R,5R</i> )-8, 12	~100 <sup>h</sup>
98	DL-(±)-4	1.0/2.0 <sup>b</sup>	30	90	(2 <i>R,5R</i> )-8, 12	~100 <sup>h</sup>
99	DL-(±)-4	1.0/2.0 <sup>b</sup>	30	90	(2 <i>R,5R</i> )-8, 12	~100 <sup>h</sup>
100	DL-(±)-4	1.0/2.0 <sup>b</sup>	30	90	(2 <i>R,5R</i> )-8, 12	~100 <sup>h</sup>

60 (82)

<sup>a</sup> D-(-)-DIPT. <sup>b</sup> L-(+)-DIPT. <sup>c</sup> Due to water solubility, the oxidation products could not be isolated completely from the reaction mixture. Corrected yields were estimated on the basis of consumed starting material. <sup>d</sup> Reaction did not take place with L-(+)-DIPT. <sup>e</sup> Estimated by <sup>1</sup>H NMR analysis (500 MHz). <sup>f</sup> Estimated by specific rotations. <sup>g</sup> Reaction did not take place with D-(-)-DIPT. <sup>h</sup> Estimated by <sup>1</sup>H NMR analysis (500 MHz) of MTPA esters.

## Scheme III



their stereochemistry unambiguously.

To explain the unexpected stereochemical outcome encountered in the Katsuki-Sharpless asymmetric epoxidation of both DL and meso substrates, we assume involvement of the hexacoordinated complexes, 11 for DL-4 and 12 for meso-4. In both of these, a near perpendicular alignment of the olefin axis and the epoxy chelate ring plane<sup>14,15</sup> may be preserved, leading to the corresponding epoxides in a stereospecific manner. Although the involvement of a dimeric complex,<sup>2c,16</sup> such as 13, may also account for the stereochemical outcome observed in the DL substrate, a similar dimeric complex having the optimal stereoelectronic arrangement leading to (2*S*)-7 seems unlikely from the meso

counterpart (*meso*-4) (Scheme III).

**Acknowledgment.** We are grateful to Professor K. B. Sharpless, Massachusetts Institute of Technology, for sending us a manuscript copy of ref 2c. We also thank the Ministry of Education, Science and Culture, Japan, for financial support of this research and Fellowships of the Japan Society for Promotion of Science for Japanese Junior Scientists (to Y.I.).

**Supplementary Material Available:** Schemes depicting various syntheses starting from (2*S*)-7, L-(+)-diethyl tartrate, (2*S,5S*)-8, D-mannitol, 9, and 10 (2 pages). Ordering information is given on any current masthead page.

### Improving Two-Dimensional <sup>1</sup>H NMR NOESY Spectra of a Large Protein by Selective Deuteration

Joseph Reisman,<sup>†</sup> Isabelle Jariel-Encontre,<sup>‡</sup> Victor L. Hsu,<sup>†,§</sup> Joseph Parelo,<sup>‡</sup> E. Peter Geiduschek,<sup>||</sup> and David R. Kearns<sup>\*,†</sup>

Department of Chemistry and Department of Biology  
University of California, San Diego  
9500 Gilman Drive, La Jolla, California 92093-0342  
Unité de Recherche Associée au CNRS, No. 1111  
Faculté de Pharmacie, 15 avenue Charles Flahault  
34060 Montpellier-Cédex, France

Received September 21, 1990

The accurate determination of interproton distances, as obtained from 2D nuclear Overhauser effect experiments (NOESY), is of primary importance in the determination of solution-state protein structures by NMR, while 2D *J*-correlated experiments (COSY) are crucial for the assignment of specific spin-system resonances.<sup>1-3</sup>

<sup>†</sup> Department of Chemistry, University of California, San Diego.

<sup>‡</sup> Unité de Recherche Associée au CNRS.

<sup>§</sup> Present address: Department of Molecular Biophysics and Biochemistry, Yale University, New Haven, CT 06510.

<sup>||</sup> Department of Biology, University of California, San Diego.

(1) Wüthrich, K. *NMR of Proteins and Nucleic Acids*; Wiley: New York, 1986.

(2) Wüthrich, K. *Methods Enzymol.* **1989**, *177*, 125-131.

(13) Takano, S.; Iwabuchi, Y.; Ogasawara, K. *J. Chem. Soc., Chem. Commun.* **1989**, 1371-1372.

(14) Cf.: Corey, E. J. *J. Org. Chem.* **1990**, *55*, 1693-1694.

(15) For brevity, L-(+)-tartrate is used as chiral catalyst in Scheme III.

(16) We thank one of referees for suggesting this complex.