



Nucleosides, Nucleotides and Nucleic Acids

Publication details, including instructions for authors and subscription information:

<http://www.tandfonline.com/loi/Incn20>

Synthesis of Enantiopure Pseudo-I-Vinylcyclopropyl Nucleosides Bearing Quaternary Carbon as Potential Anti-Herpesvirus Agent

Hyung Ryong Moon ^a, Ah-Young Park ^a, Kyung Ran Kim ^a, Moon Woo Chun ^b & Lak Shin Jeong ^c

^a College of Pharmacy and Research Institute for Drug Development, Pusan National University, Busan, Korea

^b College of Pharmacy, Seoul National University, Seoul, Korea

^c College of Pharmacy, Ewha Womans University, Seoul, Korea

Published online: 10 Dec 2007.

To cite this article: Hyung Ryong Moon, Ah-Young Park, Kyung Ran Kim, Moon Woo Chun & Lak Shin Jeong (2007) Synthesis of Enantiopure Pseudo-I-Vinylcyclopropyl Nucleosides Bearing Quaternary Carbon as Potential Anti-Herpesvirus Agent, *Nucleosides, Nucleotides and Nucleic Acids*, 26:8-9, 975-978, DOI: [10.1080/15257770701508372](https://doi.org/10.1080/15257770701508372)

To link to this article: <http://dx.doi.org/10.1080/15257770701508372>

PLEASE SCROLL DOWN FOR ARTICLE

Taylor & Francis makes every effort to ensure the accuracy of all the information (the "Content") contained in the publications on our platform. However, Taylor & Francis, our agents, and our licensors make no representations or warranties whatsoever as to the accuracy, completeness, or suitability for any purpose of the Content. Any opinions and views expressed in this publication are the opinions and views of the authors, and are not the views of or endorsed by Taylor & Francis. The accuracy of the Content should not be relied upon and should be independently verified with primary sources of information. Taylor and Francis shall not be liable for any losses, actions, claims, proceedings, demands, costs, expenses, damages, and other liabilities whatsoever or howsoever caused arising directly or indirectly in connection with, in relation to or arising out of the use of the Content.

This article may be used for research, teaching, and private study purposes. Any substantial or systematic reproduction, redistribution, reselling, loan, sub-licensing, systematic supply, or distribution in any form to anyone is expressly forbidden. Terms &

SYNTHESIS OF ENANTIOPURE PSEUDO-L-VINYLCYCLOPROPYL NUCLEOSIDES BEARING QUATERNARY CARBON AS POTENTIAL ANTI-HERPESVIRUS AGENT

Hyung Ryong Moon, Ah-Young Park, and Kyung Ran Kim □ *College of Pharmacy and Research Institute for Drug Development, Pusan National University, Busan, Korea*

Moon Woo Chun □ *College of Pharmacy, Seoul National University, Seoul, Korea*

Lak Shin Jeong □ *College of Pharmacy, Ewha Womans University, Seoul, Korea*

□ *Pseudo-L-vinylcyclopropyl adenine and guanine nucleosides **11** and **12** were designed and enantiopurely synthesized starting from (S)-epichlorohydrin using tandem alkylation, regioselective oxirane-ring opening, and chemoselective reduction as key steps.*

Keywords Pseudo-L-vinylcyclopropyl; anti-herpesvirus agent; tandem alkylation; chemoselective reduction

INTRODUCTION

Since the discovery of acyclovir (**1**, Figure 1),^[1] which is an acyclic nucleoside and has shown very potent and selective anti-herpes simplex virus (HSV) and anti-varicella-zoster virus (VSV) activities, medicinal chemists have paid their attentions to the synthesis of acyclic nucleosides and cyclic nucleoside derivatives bearing three- and four-membered sugar ring. As a result of their endeavors, acyclic nucleosides such as ganciclovir (**2**)^[2] and its carbanucleoside, penciclovir (**3**)^[3] were approved as a clinically useful antiviral drug, and cyclobut-G (**4**),^[4] carbocyclic counterpart of oxetanocin G has been found to exhibit a highly potent and broad spectrum against herpesviruses including HSV-1 and 2, VZV, and human cytomegalovirus (HCMV). In particular, penciclovir (**3**), one of carbanucleosides in which the ethereal oxygen of normal nucleosides is replaced by a carbon atom exhibited a broad antiviral spectrum. Carbocyclic nucleosides such as

This work was supported by the Grants from Korea Research Foundation (KRF-2003-042-E20111).
Address correspondence to Hyung Moon, College of Pharmacy and Research Institute for Drug Development, Pusan National University, Busan 609-735, Korea. E-mail: mhr108@pusan.ac.kr

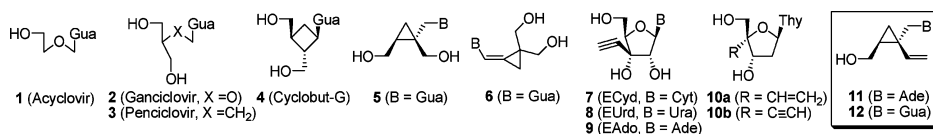


FIGURE 1 The rationale for the design of the desired nucleosides, **11** and **12**.

penciclovir (**3**) and cyclobut-G (**4**) obtain the benefit to be more stable under acidic conditions or to enzymes that cleave normal nucleosides. It is of interest to note that in cases of acyclic nucleosides or small sugar-ring sized nucleosides, guanine nucleoside usually has been found to exhibit the most potent and selective antiviral activity against HSV-1 and 2, VZV and other herpes viruses (HCMV and Epstein-Barr virus). Up to now, several structural modifications on cyclopropane ring have been made in the search for antiviral agents with better efficacy and selectivity. 9-[[*cis*-1',2'-Bis(hydroxymethyl)cycloprop-1'-yl]methyl]guanine (**5**),^[5] which retains a cyclopropane ring and a guanine base has been reported to show extremely potent antiviral activity against HSV-1 and VZV with good selectivity. Recently, cyclopropyl guanine nucleoside **6**^[6] bearing exo-methylene group has been found to show a potent inhibition against herpesviruses including HCMV and MCMV (murine cytomegalovirus).

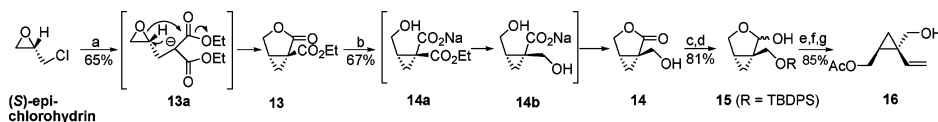
On the other hand, nucleosides bearing unsaturated functional groups such as vinyl and acetylenyl at 3' or 4' position have been reported to show potent antiviral and antitumor activities. Among them, 1-(3-*C*-ethynyl- β -D-ribo-pentofuranosyl)cytosine (ECyd, **7**)^[7] and its uracil congener (EUrd, **8**) have exhibited potent antitumor activity. ECyd (**7**) has also shown potent anti-HIV (human immunodeficiency virus) activity with its adenine congener, EAdo (**9**). In addition, 4' α -*C*-ethenyl- and ethynylthymidines, (**10a** and **10b**)^[8] also have been found to show very potent anti-HSV-1 and anti-HIV-1 activities.

On the basis of these findings, as a part of our efforts to search for novel antiviral agents with better potency and selectivity, it was interesting to design and synthesize novel pseudo-L-vinylcyclopropyl nucleosides **11** and **12**, combining properties of nucleosides bearing cyclopropane ring and vinyl substituent, respectively. Herein, we wish to report the synthesis of pseudo-L-vinylcyclopropyl adenine and guanine nucleosides **11** and **12** starting from (*S*)-(+)-epichlorohydrin.

CHEMISTRY

It was envisioned that analog of cyclopropyl alcohol **16** could be an appropriate glycosyl donor for the condensation with various natural bases.

Synthesis of the vinyl-substituted glycosyl donor **16** is shown in Scheme 1. Formation of bicyclic lactone **13**^[9] was accomplished by a tandem reaction of

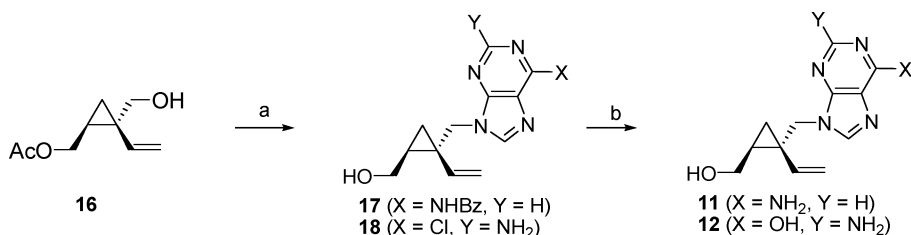


SCHEME 1 Reagents and conditions: (a) $(\text{EtO}_2\text{C})_2\text{CH}_2$, Na, EtOH, 80°C , 24 hours; (b) i) 1 eq. NaOH, EtOH, rt, 16 hours; ii) NaBH_4 , reflux, 3 hours then 2 *N* HCl, rt, 18 hours; (c) TBDPSCl, imidazole, CH_2Cl_2 , rt, overnight; (d) Dibal-H, CH_2Cl_2 , -78°C 50 minutes; (e) $\text{CH}_3\text{PPh}_3\text{Br}$, *t*-BuOK, THF, rt 2 hours; (f) Ac_2O , pyridine, rt, overnight; (g) *n*-Bu₄NF, THF, rt, 1 hour.

double alkylations and lactonization. Reaction of (*S*)-(+)-epichlorohydrin with diethyl malonate in the presence of sodium metal in EtOH first formed alkylated compound **13a**, which was deprotonated by sodium ethoxide to give **13a** anion. The enolate anion attacked more substituted oxirane carbon to open the epoxide ring and the resulting oxide anion formed lactone compound **13** in 65% yield by attacking carbonyl group of ester functional group. The regioselectivity in oxirane ring-opening reaction appears to result from more favorable formation of three-membered ring than four-membered ring. Chemoselective reduction of ester group of **13** in the presence of lactone functional group was accomplished by successive hydrolysis, reduction and cyclization reaction.^[10] Protection of hydroxyl group of **14** as the silyl ether followed by lactone reduction with Dibal-H afforded the corresponding lactol **15**. A Wittig reaction of lactol **15** gave vinyl-substituted cyclopropyl analog. Successive acetylation and desilylation gave glycosyl donor **16**.

Coupling of **16** with *N*⁶-benzoyladenine and 2-amino-6-chloropurine under Mitsunobu conditions smoothly generated protected purine nucleosides **17** and **18**, respectively (Scheme 2). Treatment of **17** with 1 M NaOMe afforded the final adenine nucleoside **11** in 63% yield from **16**. Conversion of **18** into the final guanine nucleoside **12** was accomplished by treating with 2-mercaptoethanol and 1 M NaOMe at 80°C ^[11] in 42% yield from **16**.

Now, biological evaluation of the synthesized final compounds **11** and **12** is in progress against various herpesviruses and their antiviral activities will be compared with those of D-counterparts of the final compounds.



SCHEME 2 Reagents and conditions: (a) PPh₃, DEAD, *N*⁶-benzoyladenine, or 2-amino-6-chloropurine, THF, rt, 2 hours for **17** and **18**; (b) 1 *N* NaOMe, rt, 5 hours, 63% from **16** for **11**, 2-mercaptoethanol, 1 *N* NaOMe, MeOH, 80°C , 7 hours 42% from **16** for **12**.

CONCLUSION

On the basis of facts that cyclopropyl nucleosides and nucleosides having substituent of multiple bond such as vinyl and acetylenyl groups showed highly potent anti-herpesvirus inhibition and in particular, guanine nucleosides have shown higher anti-herpesvirus potency than nucleosides with other natural bases, vinyl-substituted cyclopropyl nucleoside derivatives **11** and **12** with adenine and guanine bases were designed and enantiopurely synthesized starting from (*S*)-(+)-epichlorohydrin employing key steps such as a tandem reaction of double alkylations and lactonization via oxirane-ring opening reaction, a Wittig reaction and chemoselective reduction.

REFERENCES

- Schaeffer, H.J.; Beauchamp, L.; De Miranda, P.; Elion, G.B.; Bauer, D.J.; Collines, P. 9-(2-Hydroxyethoxymethyl)guanine activity against viruses of the herpes group, *Nature* **1978**, 272, 583–585.
- Spector, S.A.; McKinley, G.F.; Lalezari, J.P.; Samo, T.; Andruczk, R.; Follansbee, S.; Sparti, P.D.; Havlir, D.V.; Simpson, G.; Buhles, W.; Wong, R.; Stempien, M. Oral ganciclovir for the prevention of cytomegalovirus disease in persons with AIDS. Roche Cooperative Oral Ganciclovir Study Group, *N. Engl. J. Med.* **1996**, 334, 1491–1497.
- Hodge, R.A.V.; Cheng, Y.C. The mode of action of penciclovir. *Antiviral Chem. Chemother.* **1994**, 5, 31–37.
- Nishiyama, Y.; Yamamoto, N.; Yamada, Y.; Daikoku, T.; Ichikawa, Y.; Takahashi, K. Anti-herpesvirus activity of carbocyclic oxetanocin G in vitro. *J. Antibiot.* **1989**, 42, 1854–1859.
- Sekiyama, T.; Hatsuya, S.; Tanaka, Y.; Uchiyama, M.; Ono, N.; Iwayama, S.; Oikawa, M.; Suzuki, K.; Okunishi, M.; Tsuji, T. Synthesis and antiviral activity of novel acyclic nucleosides: Discovery of a cyclopropyl nucleoside with potent inhibitory activity against herpesviruses. *J. Med. Chem.* **1998**, 41, 1284–1298.
- Zhou, S.; Breitenbach, J.M.; Borysko, K.Z.; Drach, J.C.; Kern, E.R.; Gullen, E.; Cheng, Y.-C.; Zemlicka, J. Synthesis and antiviral activity of (*Z*)- and (*E*)-2,2-[bis(hydroxymethyl) cyclopropylidene]methylpurines and -pyrimidines: second-generation methylenecyclopropane analogues of nucleosides, *J. Med. Chem.* **2004**, 47, 566–575.
- Hattori, H.; Tanaka, M.; Fukushima, M.; Sasaki, T.; Matsuda, A. 1-(3-*C*-Ethynyl- β -D-ribo-pentofuranosyl)cytosine (ECyd), 1-(3-*C*-ethynyl- β -D-ribo-pentofuranosyl)uracil (EUrd), and their nucleobase analogues as new potential multifunctional antitumor nucleosides with a broad spectrum, *J. Med. Chem.* **1996**, 39, 5005–5011.
- Sugimoto, I.; Shuto, S.; Mori, S.; Shigeta, S.; Matsuda, A. Nucleosides and Nucleotides. 183. Synthesis of 4' α -branched thymidines as a new type of antiviral agent. *Bioorg. Med. Chem. Lett.* **1999**, 9, 385–388.
- Pirrung, M.C.; Dunlap, S.E.; Trinks, U.P. Synthesis and study of racemic, (1*R*,2*S*)-, and (1*S*,2*R*)-1-amino-2-(hydroxymethyl)cyclopropanecarboxylic acid. *Helv. Chim. Acta* **1989**, 72, 1301–1310.
- Onishi, T.; Matsuzawa, T.; Nishi, S.; Tsuji, T. A practical synthesis of antiviral cyclopropane nucleoside A-5021. *Tetrahedron Lett.* **1999**, 40, 8845–8847.
- Yoo, B.N.; Kim, H.O.; Moon, H.R.; Seol, S.K.; Jang, S.K.; Lee, K.M.; Jeong, L.S. Synthesis of 2-*C*-hydroxymethylribofuranosylpurines as potent anti-hepatitis C virus (HCV) agents. *Bioorg. Med. Chem. Lett.* **2006**, 16, 4190–4194.