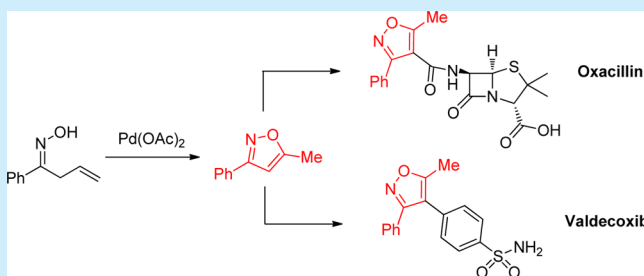


Oxime-Mediated Facile Access to 5-Methylisoxazoles and Applications in the Synthesis of Valdecoxib and Oxacillin

Kui-Yong Dong,[†] Hai-Tao Qin,[†] Xing-Xing Bao,[†] Feng Liu,^{*,†} and Chen Zhu^{*,‡,§}[†]Jiangsu Key Laboratory of Translational Research and Therapy for Neuro-Psycho-Diseases and College of Pharmaceutical Sciences, Soochow University, 199 Ren-Ai Road, Suzhou, Jiangsu 215123, People's Republic of China[‡]Key Laboratory of Organic Synthesis of Jiangsu Province, College of Chemistry, Chemical Engineering and Materials Science, Soochow University, 199 Ren-Ai Road, Suzhou, Jiangsu 215123, People's Republic of China[§]Key Laboratory of Synthetic Chemistry of Natural Substances, Shanghai Institute of Organic Chemistry, Chinese Academy of Sciences, 345 Lingling Road, Shanghai 200032, People's Republic of China

S Supporting Information

ABSTRACT: A palladium-catalyzed efficient synthesis of 5-methylisoxazoles via oxime-mediated functionalization of unactivated olefins is described. The reaction affords a variety of 5-methylisoxazoles in moderate to good yields. To further demonstrate the utility of the method, the rapid synthesis of valdecoxib and oxacillin is reported.



Isoxazole motifs are extensively found in natural products, such as muscimol and ibotenic acid.¹ They also constitute the basis for a number of molecules with biological activities. As a specifically outstanding subunit of isoxazole, 5-methylisoxazole exists in many marketed drugs. As depicted in Figure 1, valdecoxib and its prodrug parecoxib are nonsteroidal anti-inflammatory drugs for the treatment of osteoarthritis, rheumatoid arthritis, and menstrual symptoms;² oxacillin, cloxacillin, flucloxacillin, and dicloxacillin are a group of β -lactamase-resistant antibiotics which are widely used clinically

to treat the infections caused by penicillin-resistant *Staphylococcus aureus*.³ Consequently, the divergent synthesis of isoxazoles is of great importance and interest to organic and medicinal chemists.⁴ For the sake of the studies in medicinal chemistry, we need to establish an efficient route to access a variety of functionalized 5-methylisoxazoles.

We have a long-term interest in the directed functionalization of unactivated olefins, which provides a potent tool for the construction of heterocycles.⁵ We recently reported the palladium-catalyzed synthesis of tetrahydrofurans via hydroxyl-directed oxyarylation of olefins.^{5a} Alcohol therein served as both the heteroatom source and the directing group for gaining precise regioselectivity. We consider if a similar strategy of combining palladium catalysis and a directing group can be applied to the synthesis of isoxazoles.

Oxime is a versatile building block in organic synthesis.⁶ Owing to its excellent coordinating ability and the unique feature of the C=N–O moiety, oxime is realized to be an apt directing group for our hypothesis. Recently, Chen and co-workers reported the palladium-catalyzed carboetherification of β,γ -unsaturated oximes to generate isoxazolines;⁷ Loh and co-workers developed the palladium-catalyzed oxime-assisted intramolecular dioxygenation of alkenes.⁸ Mechanistically, in both reports the carbopalladium intermediate generated by oxypalladation uniformly undergoes reductive elimination to give isoxazoline derivatives (Scheme 1, path A). However, an alternate pathway is possible: the intermediate undergoes β -

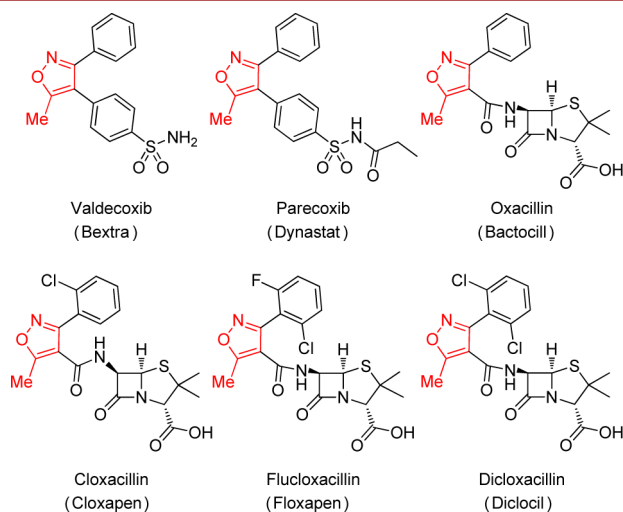
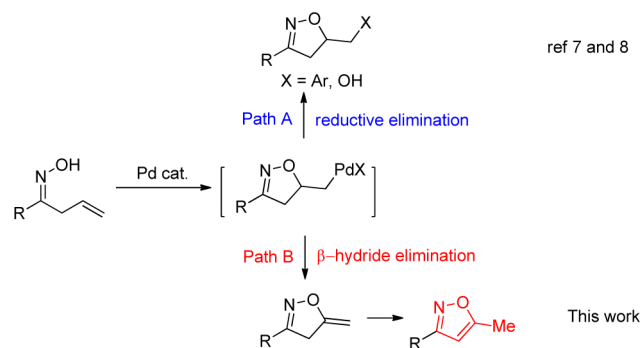


Figure 1. Marketed drugs based on 5-methylisoxazole.

Received: July 30, 2014

Published: September 25, 2014

Scheme 1. Mechanistic Consideration



hydride elimination, leading to 5-methylisoxazoles after subsequent isomerization (Scheme 1, path B). Herein, we report a palladium-catalyzed oxime-directed efficient synthesis of 5-methylisoxazoles. The utility of the method is demonstrated in the synthesis of valdecoxib and oxacillin.

At the outset, the reaction parameters were surveyed (Table 1). Organic solvents were first assessed, showing that

Table 1. Reaction Parameters Survey^a

entry	Pd cat.	oxidant	solvent	time (h) ^b	yield (%) ^c
1	Pd(OAc) ₂	Ag ₂ CO ₃	toluene	2.5	38
2	Pd(OAc) ₂	Ag ₂ CO ₃	DCE	8	82
3	Pd(OAc) ₂	Ag ₂ CO ₃	THF	18	30
4	Pd(OAc) ₂	Ag ₂ CO ₃	DMF	1.5	34
5	Pd(OAc) ₂	Ag ₂ CO ₃	DMSO	1	50
6	Pd(OAc) ₂	Ag ₂ CO ₃	PhF	4	47
7	Pd(OAc) ₂	Ag ₂ CO ₃	PhCl	3	82
8	Pd(TFA) ₂	Ag ₂ CO ₃	PhCl	5	33
9	PdCl ₂	Ag ₂ CO ₃	PhCl	4	61
10	Pd(OAc) ₂	AgOAc	PhCl	4	79
11	Pd(OAc) ₂	CuCl ₂	PhCl	12	54
12	Pd(OAc) ₂	BQ	PhCl	12	30
13	Pd(OAc) ₂	air	PhCl	12	38
14 ^d	Pd(OAc) ₂	Ag ₂ CO ₃	PhCl	8	37
15 ^e	Pd(OAc) ₂	Ag ₂ CO ₃	PhCl	16	68

^a1a (0.15 mmol), oxidant (Ag₂CO₃ 0.22 mmol; AgOAc 0.45 mmol; CuCl₂ 0.45 mmol; BQ 0.22 mmol; air balloon) in 5 mL of solvent. ^bBased on entire conversion. ^cIsolated yield. ^d5 mol % Pd catalyst. ^e50 °C.

chlorobenzene was the best one in terms of chemical yield and reaction rate (entries 1–7). Palladium acetate displayed better catalytic ability than the trifluoroacetate and chloride salts (entries 8–9). Silver carbonate was more efficient for the redox cycle compared to other oxidants (entries 10–13). Reducing either the amount of the catalyst or the reaction temperature resulted in lower yields (entries 14–15).

With the optimized reaction conditions in hand, we applied it to a wide range of β,γ -unsaturated oximes. The process readily provided 5-methylisoxazoles regardless of the electronic properties of the substituents on arenes (Figure 2). Substrates with both electron-rich (2b–f) and -deficient (2g–l) substituents gave the corresponding products in moderate to

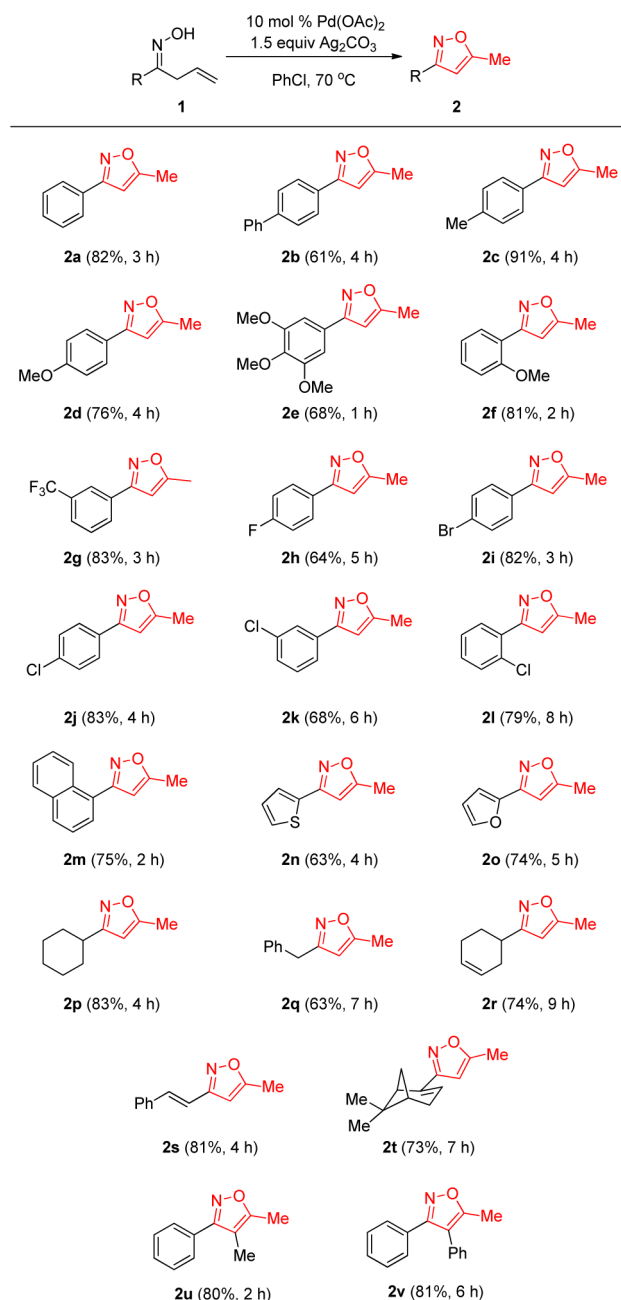


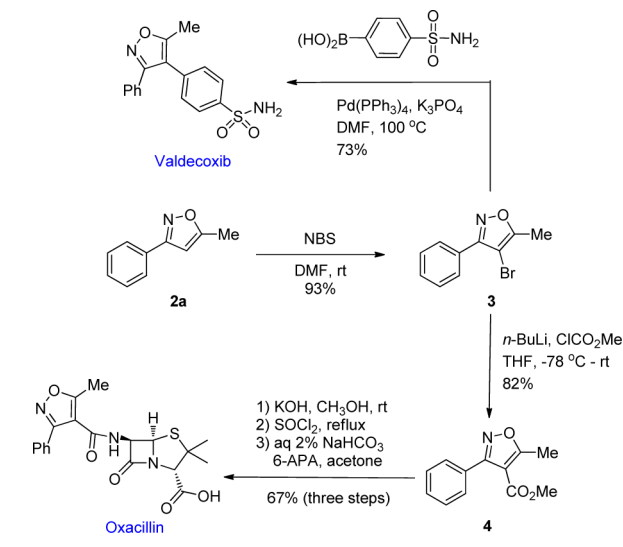
Figure 2. Scope of 5-methylisoxazoles.

good yields; the former generally resulted in completion in a shorter time. The steric hindrance seemed to have little impact on the reactions. The example of bromide (2i) was noteworthy, since the surviving bromo atom reserved the options for further cross-coupling. Polyaryl (2m) and heteroaryl (2n–o) oximes were compatible with the reaction conditions; the latter furnished diheteroarenes in useful yields. Not only aryl but also alkyl substrates were apt (2p–2t). In the examples of 2r and 2s, the other olefinic unit did not impede the Wacker-type oxypalladation of the allyl group. Substrate 2t derived from the natural product Myrtenal also gave a satisfactory yield. The chemical yield was not compromised when alkyl/aryl substitution occurred on the allyl group, giving fully functionalized 5-methylisoxazoles 2u/2v. However, using crotyl oxime instead of allyl oxime, which was supposed to give 5-ethylisoxazole, only furnished trace amounts of the expected

product.⁹ It was reasoned that upon β -H elimination the external rather than internal olefin was generated that impeded the subsequent isomerization.

To demonstrate the utility of this method, we applied it in the synthesis of valdecoxib and oxacillin (Scheme 2). First,

Scheme 2. Synthesis of Valdecoxib and Oxacillin



bromination of isoxazole **2a** using NBS gave rise to **3**, which was the common precursor for both valdecoxib and oxacillin. Suzuki coupling of **3** with 4-sulfamoylbenzeneboronic acid readily furnished valdecoxib in 73% yield. On the other hand, methoxycarbonylation of **3** led to ester-substituted isoxazole **4** in good yield. After demethylation and the subsequent treatment with thionyl chloride, **4** was coupled with 6-aminopenicillanic acid (6-APA) to give oxacillin in an overall 67% yield for three steps. Significantly, both valdecoxib and oxacillin were synthesized in a few steps starting from 5-methylisoxazole. It can be anticipated that a series of valdecoxib and oxacillin analogues can be readily accessed after gaining various 5-methylisoxazoles from the current method.

In conclusion, we have developed a palladium-catalyzed synthesis of 5-methylisoxazoles via oxime-directed functionalization of unactivated olefins. The reaction affords a variety of 5-methylisoxazoles in moderate to good yields. The value of the method has been clearly demonstrated in the rapid synthesis of valdecoxib and oxacillin. The oxime-directed functionalization of olefins paved the way for a straightforward approach to the construction of vicinal N,O-containing heterocycles.

■ ASSOCIATED CONTENT

Supporting Information

Detailed experimental procedures, characterizations, and copies of ^1H and ^{13}C NMR spectra of new compounds. This material is available free of charge via the Internet at <http://pubs.acs.org>.

■ AUTHOR INFORMATION

Corresponding Authors

*E-mail: chzhu@suda.edu.cn.

*E-mail: fliu2@suda.edu.cn.

Notes

The authors declare no competing financial interest.

■ ACKNOWLEDGMENTS

F.L. is grateful for the financial support from the National Natural Science Foundation of China (Grant No. 21302134), the Natural Science Foundation of Jiangsu (Grant No. BK20130338), and the Priority Academic Program Development of Jiangsu Higher Education Institutions (PAPD). C.Z. is grateful for the financial support from Soochow University, the National Natural Science Foundation of China (Grant No. 21402134), the Natural Science Foundation of Jiangsu (Grant No. BK20140306), the Project of Scientific and Technologic Infrastructure of Suzhou (SZS201207), and the Priority Academic Program Development of Jiangsu Higher Education Institutions (PAPD).

■ REFERENCES

- (1) (a) Bowden, K.; Drysdale, A. C. *Tetrahedron Lett.* **1965**, 6, 727–728. (b) Oster, T. A.; Harris, T. M. *J. Org. Chem.* **1983**, 48, 4307–4311. (c) Gagneux, A. R.; Häfliger, F.; Meier, R.; Eugster, C. H. *Tetrahedron Lett.* **1965**, 6, 2081–2084. (d) Filer, C. N.; Lacy, J. M.; Peng, C. T. *Synth. Commun.* **2005**, 35, 967–970.
- (2) (a) Talley, J. J.; Brown, D. L.; Carter, J. S.; Graneto, M. J.; Koboldt, C. M.; Masferrer, J. L.; Perkins, W. E.; Rogers, R. S.; Shaffer, A. F.; Zhang, Y. Y.; Zweifel, B. S.; Seibert, K. *J. Med. Chem.* **2000**, 43, 775–777. (b) Talley, J. J.; Bertenshaw, S. R.; Brown, D. L.; Carter, J. S.; Graneto, M. J.; Kellogg, M. S.; Koboldt, C. M.; Yuan, J.; Zhang, Y. Y.; Seibert, K. *J. Med. Chem.* **2000**, 43, 1661–1663.
- (3) (a) Sidell, S.; Bulger, R. J.; Brodie, J. L.; Kirby, W. M. *Clin. Pharmacol. Ther.* **1964**, 5, 26–34. (b) Turck, M.; Ronald, A.; Petersdorf, R. G. *JAMA* **1965**, 192, 961–963. (c) Shaw, R. F.; Riley, H. D., Jr.; Bracken, E. C. *Clin. Pharmacol. Ther.* **1965**, 6, 492–497. (d) Micetich, R. G.; Raap, R. *J. Med. Chem.* **1968**, 18, 159–160. (e) Severin, A.; Tabei, K.; Tenover, F.; Chung, M.; Clarke, N.; Tomasz, A. *J. Biol. Chem.* **2004**, 279, 3398–3407.
- (4) For selected reviews, see: (a) Sutharchanadevi, M.; Murugan, R. In *Comprehensive Heterocyclic Chemistry II*; Katritzky, A. R.; Rees, C. W., Scriven, E. F. V., Eds.; Elsevier B.V.: Amsterdam, The Netherlands, 1996; Vol. 3, pp 221–260. (b) Vitale, P.; Scilimati, A. *Curr. Org. Chem.* **2013**, 17, 1986–2000. (c) Heasley, B. *Angew. Chem., Int. Ed.* **2011**, 50, 8474–8477. (d) M.V.D., T.; Melo, P. e. *Curr. Org. Chem.* **2005**, 9, 925–958.
- (5) (a) Zhu, C.; Falck, J. R. *Angew. Chem., Int. Ed.* **2011**, 50, 6626–6629. (b) Zhu, C.; Falck, J. R. *Org. Lett.* **2011**, 13, 1214–1217.
- (6) For selected examples, see: (a) He, Y.-T.; Li, L.-H.; Yang, Y.-F.; Wang, Y.-Q.; Luo, J.-Y.; Liu, X.-Y.; Liang, Y.-M. *Chem. Commun.* **2013**, 49, 5687–5689. (b) Tripathi, C. B.; Mukherjee, S. *Angew. Chem., Int. Ed.* **2013**, 52, 8450–8453. (c) Han, B.; Yang, X.-L.; Fang, R.; Yu, W.; Wang, C.; Duan, X.-Y.; Liu, S. *Angew. Chem., Int. Ed.* **2012**, 51, 8816–8820. (d) Mosher, M. D.; Norman, A. L.; Shurrush, K. A. *Tetrahedron Lett.* **2009**, 50, 5647–5648. (e) Norman, A. L.; Mosher, M. D. *Tetrahedron Lett.* **2008**, 49, 4153–4155. (f) Li, W.; Jia, P.; Han, B.; Li, D.; Yu, W. *Tetrahedron* **2013**, 69, 3274–3280.
- (7) Jiang, D.; Peng, J.; Chen, Y. *Org. Lett.* **2008**, 10, 1695–1698.
- (8) Zhu, M.-K.; Zhao, J.-F.; Loh, T.-P. *J. Am. Chem. Soc.* **2010**, 132, 6284–6285.
- (9) See Supporting Information.