



A Journal of the Gesellschaft Deutscher Chemiker

# Angewandte Chemie

GDCh

International Edition

www.angewandte.org

## Accepted Article

**Title:** Highly Active Cooperative Lewis Acid – Ammonium Salt Catalyst for the Enantioselective Hydroboration of Ketones

**Authors:** Marvin Titze, Juliane Heitkämper, Thorsten Junge, Johannes Kästner, and René Peters

This manuscript has been accepted after peer review and appears as an Accepted Article online prior to editing, proofing, and formal publication of the final Version of Record (VoR). This work is currently citable by using the Digital Object Identifier (DOI) given below. The VoR will be published online in Early View as soon as possible and may be different to this Accepted Article as a result of editing. Readers should obtain the VoR from the journal website shown below when it is published to ensure accuracy of information. The authors are responsible for the content of this Accepted Article.

**To be cited as:** *Angew. Chem. Int. Ed.* 10.1002/anie.202012796

**Link to VoR:** <https://doi.org/10.1002/anie.202012796>

## RESEARCH ARTICLE

# Highly Active Cooperative Lewis Acid – Ammonium Salt Catalyst for the Enantioselective Hydroboration of Ketones

Marvin Titze,<sup>[a]</sup> Juliane Heitkämper,<sup>[b]</sup> Thorsten Junge,<sup>[a]</sup> Johannes Kästner,<sup>\*[b]</sup> and René Peters<sup>\*[a]</sup>

[a] M.Sc. M. Titze, M.Sc. T. Junge, Prof. Dr. R. Peters, Universität Stuttgart, Institut für Organische Chemie, Pfaffenwaldring 55, D-70569 Stuttgart, Germany  
E-mail: [rene.peters@oc.uni-stuttgart.de](mailto:rene.peters@oc.uni-stuttgart.de)

[b] M.Sc. J. Heitkämper, Prof. Dr. J. Kästner, Universität Stuttgart, Institut für Theoretische Chemie, Pfaffenwaldring 55, D-70569 Stuttgart, Germany  
E-mail: [kaestner@theochem.uni-stuttgart.de](mailto:kaestner@theochem.uni-stuttgart.de)

Supporting information for this article is given via a link at the end of the document.

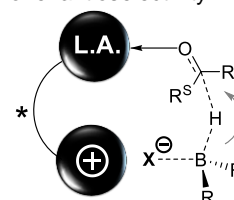
**Abstract:** Enantiopure secondary alcohols are fundamental high-value synthetic building blocks. One of the most attractive ways to get access to this compound class is the catalytic hydroboration. We describe a new concept for this reaction type which allowed for exceptional catalytic turnover numbers (up to 15400), which were increased by around 1.5-3 orders of magnitude compared to the most active catalysts previously reported. In our concept an aprotic ammonium halide moiety cooperates with an oxophilic Lewis acid within the same catalyst molecule. Control experiments reveal that both catalytic centers are essential for the observed activity. Kinetic, spectroscopic and computational studies show that the hydride transfer is rate limiting and proceeds via a concerted mechanism, in which hydride at B is continuously displaced by iodide, reminiscent to an  $S_N2$  reaction. The catalyst, which is accessible in high yields in few steps, was found to be stable during catalysis, readily recyclable and could be reused 10 times still efficiently working.

## Introduction

Catalytic enantioselective reductions of ketones are among the most important asymmetric reactions owing to the significance of enantiopure secondary alcohols as building blocks for the synthesis of bioactive compounds.<sup>[1]</sup> An attractive class of catalytic asymmetric reductions is the hydroboration which has been described using various catalyst types.<sup>[2,3]</sup> A number of them furnished products with high enantioselectivities. Probably the most popular method of this type is the Corey-Bakshi-Shibata (CBS) reduction of ketones which uses readily available oxazaborolidine catalysts and  $H_3B^*L$  ( $L = THF, DMS$ ) as stoichiometric reducing agent and is applicable to a broad substrate range.<sup>[4]</sup> However, despite the great progress achieved with a number of previously reported catalyst concepts, a current limitation still is that highly active catalysts allowing for turnover numbers (TONs)  $>500$  – while still acting highly enantioselectively – remained elusive.

Some years ago we introduced the concept of asymmetric bifunctional Lewis acid / aprotic onium salt catalysis and since then this concept has demonstrated its potential in various reaction classes such as [2+2] cycloadditions,<sup>[5]</sup>  $S_N$  reactions<sup>[6]</sup> and 1,2-additions.<sup>[7]</sup> The synthetic transformations investigated were either previously not viable or not very efficient in terms of catalytic activity. Herein we report that this concept allows for extraordinary catalytic activity combined with high

enantioselectivity in the hydroboration of ketones, allowing for TONs up to 15400, being equivalent to an increase of activity of about 1.5 to  $>3$  orders of magnitude compared to the most efficient asymmetric hydroboration catalysts. Our development was driven by the idea that a Lewis acidic oxophilic metal center could activate a ketone substrate, whereas a borane reagent might be activated by an appended ammonium halide moiety via a boron / halide interaction. The activated borane would thus be quasi-intramolecularly directed towards the ketone. This simultaneous activation of both reactants was considered as promising tool to attain high catalytic activity,<sup>[8-10]</sup> while the reactants were expected to be precisely spatially preorganizable within the chiral environment of the bifunctional active site thus enabling high levels of enantioselectivity.



**Scheme 1.** Visualization of the concept of bifunctional Lewis Acid (L.A.) – ammonium salt catalyzed enantioselective hydroboration of ketones.

## Results and Discussion

### Development and Optimization Studies

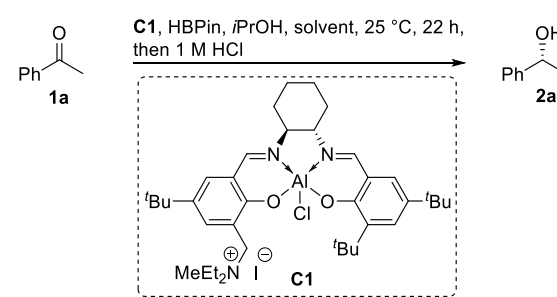
As model reaction the hydroboration of acetophenone **1a** by pinacolborane (HBPin) was studied at 25 °C using Al catalyst **C1** (Table 1).<sup>[11]</sup> Initial experiments conducted in  $CH_2Cl_2$  proceeded disappointingly, because only traces of racemic product were formed like in entry 1.<sup>[12]</sup> A subsequent solvent screening (Supporting Information) not only revealed an accelerating effect by THF, but also allowed for high enantioselectivity (entry 2). The use of pure THF was more efficient than a mixture of THF and  $CH_2Cl_2$  (entry 3). The use of other common hydroboration agents led to inferior results (Supporting Information).

Continuous reaction monitoring by  $^1H$ -NMR under the conditions of entry 2 revealed that the free alcohol **2a** is generated as catalytic intermediate, which is subsequently borylated. This implicated that a proton source is required for catalytic turnover. In the initial studies residual water was probably the proton source. Various (sub)stoichiometric proton sources were evaluated

## RESEARCH ARTICLE

identifying *i*PrOH as the most efficient one of those examined (see Supporting Information). By this the yield was strongly improved (entry 4). Additional improvements were achieved by an excess of HBPIn (entry 5) and an increased concentration. This allowed to significantly reduce the catalyst loading to technically interesting values (entries 6-11). With 0.05 mol% of **C1** an ee of 97% in combination with a nearly quantitative product yield was attained (entry 7).<sup>[13]</sup> However, under these optimized conditions, attractive results were also attained with just one equivalent of HBPIn (entry 8). Also, with as little as 0.01 and 0.005 mol% **C1** – *i.e.* 100 ppm and 50 ppm catalyst, respectively – high ee values (92% and 91%) and good yields (93% and 77%) were noticed (entries 9 & 10), corresponding to TONs of 9300 and 15400, respectively. These values are substantially higher than for all previously reported highly enantioselective catalysts in this reaction type.<sup>[2]</sup> The reaction was also performed under neat conditions and similar results were attained (entry 11).

**Table 1.** Development of the title reaction.



#	<b>C1</b> / mol%	solvent	[ <b>1a</b> ]/ mol/L	HBPIn/ equiv.	<i>i</i> PrOH/ equiv.	yield <sup>[a]</sup> / %	ee <sup>[b]</sup> / %	TON
1	5	CH <sub>2</sub> Cl <sub>2</sub>	0.14	1.0	-	2	2	0.4
2	5	THF	0.14	1.0	-	24	94	4.8
3	5	CH <sub>2</sub> Cl <sub>2</sub> /THF (2:1)	0.14	1.0	-	16	93	3.2
4	5	THF	0.14	1.0	1.0	52	92	10.4
5	5	THF	0.14	2.0	1.0	72	92	14.4
6	0.5	THF	1.0	2.0	1.0	99	95	198
7	0.05	THF	1.0	2.0	1.0	99	97	1980
8	0.05	THF	1.0	1.0	1.0	84	93	1680
9	0.01	THF	1.0	2.0	1.0	93	92	9300
10	0.005	THF	1.6	2.0	1.0	77	91	15400
11	0.005	THF	neat	2.0	1.0	72	91	14400

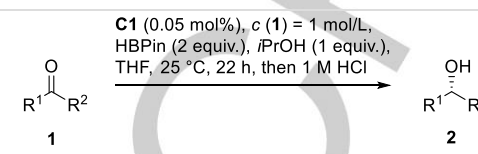
[a] Yield determined by <sup>1</sup>H-NMR of the crude product using an internal standard. [b] Enantiomeric excess determined by GC.

### Reaction Scope

The reaction conditions of Table 1/entry 7 were then applied to different prochiral ketones (Table 2). *Ortho*-, *meta*- and *para*-chloro substituted aryl rings within alkyl aryl ketones were all well tolerated and provided **2b-2d**. Next to other  $\sigma$ -acceptors like *p*-fluoro ( $\rightarrow$  **2e**) and  $\pi$ -acceptors like *p*-nitro ( $\rightarrow$  **2f**), *p*-cyano ( $\rightarrow$  **2g**), a *p*-methylester ( $\rightarrow$  **2h**) and a *p*-dimethylamide group ( $\rightarrow$  **2i**), also  $\sigma$ -donors like *p*-methyl ( $\rightarrow$  **2j**) as well as  $\pi$ -donors like *p*-methoxy ( $\rightarrow$  **2k**) and even unprotected *p*-amino ( $\rightarrow$  **2l**) were well accepted

on the aromatic moieties. In case of **2k** a basic reaction work-up was required to avoid racemization of the product. Chemoselectivity problems were not found with functional groups that are also susceptible to reductions. In addition, extended  $\pi$ -systems such as 2-naphthyl ( $\rightarrow$  **2m**) were successfully used. Next to methyl ketones, other alkyl ketones ( $\rightarrow$  **2n-2r**) as well as heteroaryl ketones ( $\rightarrow$  **2s** & **2t**) were accommodated and allowed for good to high enantioselectivity.

**Table 2.** Investigation of different ketone substrates **1**.<sup>[a,b]</sup>



Substrate	Yield (%)	ee (%)
<b>2a</b> (Ph-CH <sub>2</sub> -Me)	98%	97% ee
<b>2b</b> (2-Cl-Ph-CH <sub>2</sub> -Me)	93%	97% ee
<b>2c</b> (3-Cl-Ph-CH <sub>2</sub> -Me)	89%	89% ee
<b>2d</b> (4-Cl-Ph-CH <sub>2</sub> -Me)	89%	94% ee
<b>2e</b> (2-F-Ph-CH <sub>2</sub> -Me)	90%	93% ee
<b>2f</b> (2-NO <sub>2</sub> -Ph-CH <sub>2</sub> -Me)	73%	85% ee
<b>2g</b> <sup>[d,g]</sup> (2-CN-Ph-CH <sub>2</sub> -Me)	97%	86% ee
<b>2h</b> <sup>[d,g]</sup> (2-CO <sub>2</sub> Me-Ph-CH <sub>2</sub> -Me)	88%	90% ee
<b>2i</b> <sup>[f,g]</sup> (2-NMe <sub>2</sub> -Ph-CH <sub>2</sub> -Me)	95%	87% ee
<b>2j</b> (2-Me-Ph-CH <sub>2</sub> -Me)	96%	93% ee
<b>2k</b> <sup>[g]</sup> (2-MeO-Ph-CH <sub>2</sub> -Me)	81%	91% ee
<b>2l</b> <sup>[f,h]</sup> (2-NH <sub>2</sub> -Ph-CH <sub>2</sub> -Me)	50%	94% ee
<b>2m</b> (2-Naphthyl-CH <sub>2</sub> -Me)	98%	95% ee
<b>2n</b> <sup>[c,g]</sup> (2-Naphthyl-CH <sub>2</sub> -Me)	97%	83% ee
<b>2o</b> (2-Indolyl-CH <sub>2</sub> -Me)	99%	91% ee
<b>2p</b> <sup>[e]</sup> (2-Indolyl-CH <sub>2</sub> -Et)	67%	90% ee
<b>2q</b> <sup>[f,g]</sup> (Ph-CH(OH)-Pr)	73%	85% ee
<b>2r</b> <sup>[f,g]</sup> (Ph-CH(OH)-Bu)	71%	81% ee
<b>2s</b> <sup>[c,g]</sup> (Furan-2-yl-CH <sub>2</sub> -Me)	71%	95% ee
<b>2t</b> <sup>[d,g]</sup> (Thiophene-2-yl-CH <sub>2</sub> -Me)	91%	89% ee
<b>2u</b> (2-Me-Ph-CH(OH)-Me)	99%	98% ee
<b>2v</b> <sup>[g]</sup> (Cyclohexyl-CH <sub>2</sub> -Me)	95%	79% ee
<b>2w</b> <sup>[c]</sup> ( <i>n</i> -Pentyl-CH <sub>2</sub> -Me)	94%	55% ee
<b>2x</b> (Ph-CH(OH)-Me)	95%	73% ee
<b>2y</b> <sup>[d]</sup> (Ph-CH(OH)-Me)	97%	93% ee
<b>2z</b> <sup>[g]</sup> (2-Me-Ph-CH(OH)-Me)	64%	85% ee

[a] Yields of isolated products. [b] The enantiomeric excess was determined by HPLC or GC. [c] 0.1 mol% of **C1** were used. [d] 0.2 mol% of **C1** were used. [e]

## RESEARCH ARTICLE

0.5 mol% of **C1** were used. [f] 1.0 mol% of **C1** were used. [g] Basic work-up using sat. NaHCO<sub>3</sub>. [h] Neutral work-up using water.

Noteworthy is also that dialkyl ketones can be efficiently used, if the difference of the steric demand of both residues is sufficiently large. **2u** was thus formed in almost quantitative yield with 98% ee. Like expected with decreasing size difference the enantioselectivity decreased ( $\rightarrow$  **2v** & **2w**). A similar effect was observed for enones like shown for **2x**, **2y** and **2z**. The latter has been reported as intermediate toward a number of carotenoid-derived odorants and bioactive terpenes including  $\alpha$ -damascone.<sup>[14]</sup>

## Upscaling and Catalyst Recycling

The model reaction was also investigated on a gram scale (Table 3). With 0.05 mol% of catalyst and around 1 g of substrate, the product was formed with high yield (97%) and enantioselectivity (ee = 96%, entry 1). To enforce a quantitative yield, a reaction on 10 g scale was run with prolonged reaction time and provided excellent results (entry 2). A gram scale experiment was also performed employing only 0.02 mol% of catalyst (entry 3). Also in this case, a quantitative yield (TON 4950) and high enantioselectivity were attained (ee = 96%). These results demonstrate the practical utility of this method.

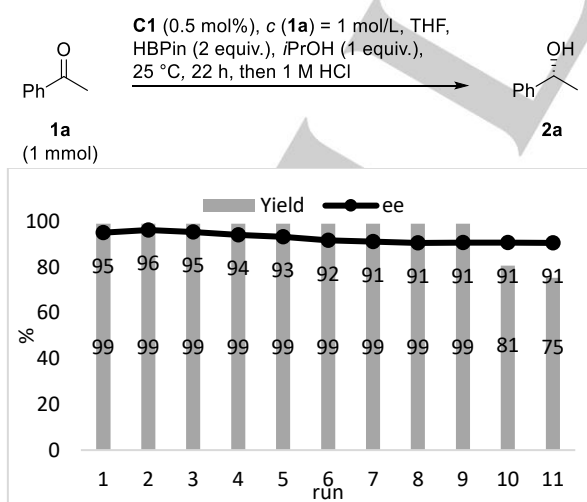
**Table 3.** Scale-up results.

#	scale <b>1a</b> / g (mmol)	<b>C1</b> / mol%	t/ d	yield <sup>[a]</sup> / %	amount <b>2a</b> / g	ee <sup>[b]</sup> / %	TON
1	1.00 (8.35)	0.05	1	97	0.99	96	1860
2	1.00 (8.35)	0.02	4.5	99	1.01	96	4950
3	10.03 (83.50)	0.05	4.5	99	10.14	95	1980

[a] Yield of isolated product. [b] Enantiomeric excess determined by GC.

In addition, the possibility to recycle the catalyst was examined (Chart 1).

**Chart 1.** Catalyst recycling studies.<sup>[a,b]</sup>



[a] Yield determined by <sup>1</sup>H-NMR of the crude product using an internal standard. [b] Enantiomeric excess determined by GC.

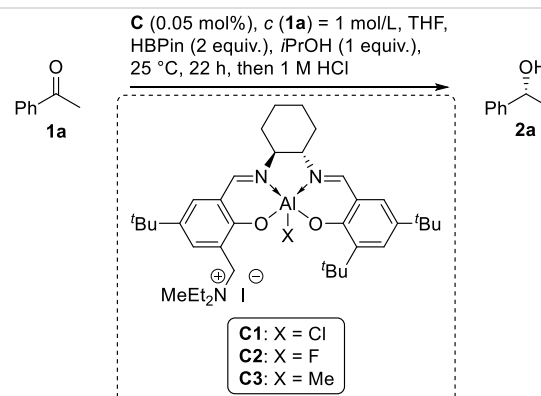
In total 11 runs were conducted. Taking advantage of the ammonium salt moiety within the catalyst, *n*-pentane was added to the reaction mixture after 22 h in order to precipitate **C1**, which was then washed, dried under high vacuum, and reused. For the first 9 runs, nearly quantitative yields were achieved. The ee slowly dropped from 95 to 91%. Starting from the tenth run, the yield started to decrease (81% for run 10, 75% for run 11). Nevertheless, the enantiomeric excess stayed above 90%. Albeit these results have not been optimized regarding the catalyst reisolatation, they show that **C1** is remarkably stable during the reaction and also during recovery thus further increasing the practicality of the title reaction.

## Mechanistic Studies

## a) Control Experiments

To learn more about the role and impact of the catalytically relevant groups in **C1**, experiments with several control catalyst systems were conducted. Regarding the Lewis acidic center, catalysts with different anionic ligands were investigated (Table 4). Next to **C1** bearing a chloride ligand also the corresponding fluoride (**C2**) and methyl (**C3**) containing complexes were employed. It was found that **C1** was significantly more efficient regarding productivity and enantioselectivity. In particular **C3** was found to be a poor catalyst. In combination with the solvent effect, an explanation of the exceptionally high activity of **C1** might be that the catalytically active species makes use of a cationic Al center by displacing the metal bound chloride with THF (see also DFT calculations below). Cationic Al salen and salphen catalysts lacking an ammonium functional group and bearing two coordinating THF molecules at the Al center were previously found and structurally characterized by Coates et al.<sup>[15]</sup> Because the Al-F bond in **C2** is much stronger than the Al-Cl bond,<sup>[7]</sup> the generation of the cationic species is less favored. In addition, neither Me in **C3**, nor the isopropoxide formed by protonation of **C3** with isopropanol are expected to readily form a cationic Al center.

**Table 4.** Comparison of anionic ligands at the Al center.



#	<b>C</b>	yield <sup>[a]</sup> / %	ee <sup>[b]</sup> / %
1	<b>C1</b>	99	97
2	<b>C2</b>	42	80
3	<b>C3</b>	14	27

[a] Yield determined by <sup>1</sup>H-NMR of the crude product using an internal standard. [b] The enantiomeric excess was determined by GC.



## RESEARCH ARTICLE

Upon treatment of **C1** with an excess of HBPIn, in-situ recorded IR, <sup>1</sup>H-NMR and UV-Vis spectra did not result in significant changes. A similar result was also found for catalyst treatment with *i*PrOH in UV-Vis experiments (Supporting Information). The formation of significant amounts of Al-H or Al-O/*i*Pr species thus seem unlikely.

To learn more about the importance of the ammonium halide moiety, different sets of experiments were performed. In the initial set, various tetrabutylammonium salts were examined as catalysts to study the effect of the anion. Using the conditions of Table 1, entry 7, but in the absence of a catalyst, racemic product was formed in 13% yield after 22 h at 25 °C (Table 5, entry 1). Employing different halide salts, catalytic activity increased with increasing size and thus higher polarizability of the anion (entries 3-5). In contrast to this trend, the highest activity was found with fluoride. However, we found that treatment of HBPIn with TBAF results in partial formation of BF<sub>3</sub> and TBA[B(Pin)<sub>2</sub>]. This outcome was confirmed by X-ray crystal structure analysis (see Supporting Information).<sup>[16,17]</sup> BF<sub>3</sub> might thus act as a Lewis acid cocatalyst which increases the catalytic activity.

A lower yield was found for less nucleophilic anions like triflate. Decreasing the TBAI loading from 1.0 to 0.05 mol% resulted in decreased activity. These results demonstrate that ammonium halides have a catalytic activity in the reduction. Nevertheless, with TBAI the catalytic activity is significantly lower than for catalyst **C1** also bearing an iodide counterion (compare Table 5, entry 6 to Table 1, entry 6-9). This confirms the importance of the Lewis acidic Al center.

**Table 5.** Control experiments with TBAX salts.

1a		TBAX, c (1a) = 1 mol/L, THF, HBPIn (2 equiv.), <i>i</i> PrOH (1 equiv.), 25 °C, 22 h, then 1 M HCl		(rac)-2a	
#	TBAX, X =	TBAX/mol%	yield <sup>[a]</sup> / %		
1	[b]	-	13		
2	F	1	99		
3	Cl	1	37		
4	Br	1	55		
5	OTf	1	38		
6	I	1	81		
7	I	0.05	37		

[a] Yield determined by <sup>1</sup>H-NMR of the crude product using an internal standard.  
[b] No catalyst was used.

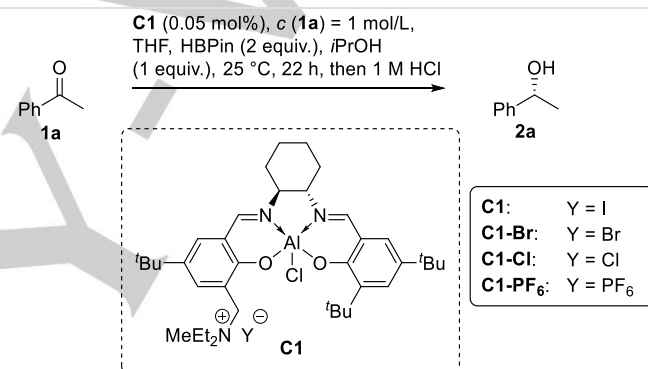
The interaction between halide ions and the boron center—maybe resulting in a more pronounced hydride character of HBPIn—was studied by <sup>1</sup>H-NMR (for details see the Supporting Information). The methyl signal of the pinacolate framework was used as probe, because the hydride signal itself was quite broad. For the same reason, also <sup>11</sup>B-NMR was not employed. By adding the corresponding TBA halide salt (1 equiv.) to HBPIn in DCM-d<sub>2</sub> at 25 °C, the signals were slightly upfield-shifted, arguably as a result of a higher electron density at the B center. The softer the halide ion, the smaller should be the interaction with the relatively hard B center. According to these expectations the highest shift

was found for chloride. However, the observed effect is small (around 0.05 ppm), probably due to the remote position of the investigated Me group.

Using 0.5 equiv. of TBACl, there was no second signal for free HBPIn, but the observed shift was smaller pointing to a dynamic behaviour for the chloride coordination. Also at -20 °C there was a single signal, but the observed shift was larger, pointing to more halide adduct in the equilibrium.

In addition, we investigated the variation of the ammonium counterion in the bifunctional complexes under the optimized conditions (Table 6). **C1** (entry 1) offered the best productivity for this catalyst series. Using **C1-Br** and **C1-Cl** bearing bromide and chloride counterions, respectively, the product yields were reduced by around 30%. Using a 'non-nucleophilic' ion the productivity was further decreased but remained noticeable. This seems contra-intuitive, but might be explained by the generation of a cationic Al center thus releasing a nucleophilic chloride, while the non-nucleophilic anion is not expected to strongly interact with the cationic Al center.

**Table 6.** Study of the impact of different counterions in catalysts **C1**.



#	Catalyst	yield <sup>[a]</sup> / %	ee <sup>[b]</sup> / %
1	<b>C1</b>	99	97
2	<b>C1-Br</b>	69	95
3	<b>C1-Cl</b>	67	93
4 <sup>[c]</sup>	<b>C1-PF<sub>6</sub></b>	57	92

[a] Yield determined by <sup>1</sup>H-NMR of the crude product using an internal standard.  
[b] The enantiomeric excess was determined by GC. [c] The corresponding triethylammonium salt was used in the catalyst.

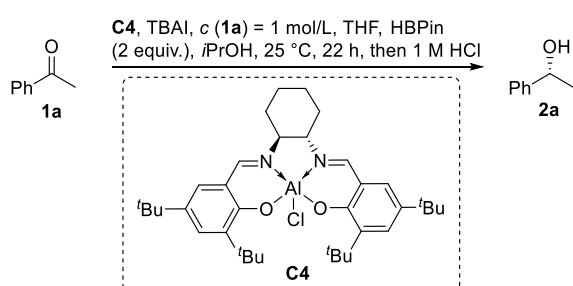
Since the catalytic activity employing the different halide ions is not in agreement with the proposed binding tendencies of chloride, bromide and iodide to HBPIn, it seems that the formation of an anionic halide/HBPIn adduct intermediate cannot account for the catalytic activity differences. DFT calculations disclosed below suggest that interaction of the halide anion with the B center and the transfer of the hydride to the carbonyl group is a concerted process, reminiscent to an S<sub>N</sub>2 reaction thus continuously displacing hydride by halide. Formation of an anionic intermediate is thus not necessary. Like in an S<sub>N</sub>2 reaction, polarizability is a decisive factor (see also Figure 5).

Additional control experiments were performed with the widely applicable salen catalyst **C4**<sup>[18]</sup> (Table 7). As shown in entry 1, in the absence of any catalyst and *i*PrOH, only traces of product were formed. In the presence of *i*PrOH (1 equiv.), the yield raised to 13% (entry 2). The same conditions, but using 0.05 mol% of catalyst **C4**, 16% of **2a** were formed with an ee of 72% (entry 3).

## RESEARCH ARTICLE

With 0.005 mol%, 13% of product were obtained (entry 4) with an ee of 49%, probably because the background reaction gained importance (compare to entry 2). These experiments show that catalyst **C4** lacking an internal ammonium moiety is significantly less active and acts less enantioselectively than the bifunctional catalyst **C1**. **C4** is also less active than TBAI (0.05 mol%, entry 5). With the binary system of **C4** and TBAI (entry 6), results became slightly better as compared to the use of **C4** only (entry 3). Nevertheless, the productivity was lower than with the TBAI alone (entry 5). These results show that the bifunctional catalyst is substantially more efficient than monofunctional Lewis acid or ammonium catalysts and the corresponding binary catalyst system, probably as result of an intramolecular double activation pathway.

**Table 7.** Control experiments with catalyst **C4**.



#	<b>C4</b> /mol%	TBAI/mol%	<i>i</i> PrOH/equiv.	yield <sup>[a]</sup> /%	ee <sup>[b]</sup> /%
1	0	0	0	2	-
2	0	0	1	13	-
3	0.050	0	1	16	72
4	0.005	0	1	13	49
5	0	0.05	1	37	-
6	0.050	0.05	1	25	74

[a] Yield determined by <sup>1</sup>H-NMR of the crude product using an internal standard.  
[b] The enantiomeric excess was determined by GC.

### b) Kinetic Investigations

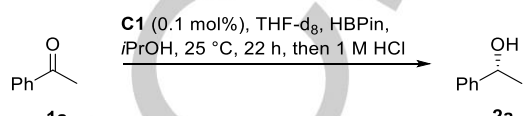
Reaction monitoring and kinetic investigations were performed via <sup>1</sup>H-NMR spectroscopy in THF-*d*<sub>8</sub> at 25 °C using 0.1 mol% of **C1** (for details of the kinetic studies see the Supporting Information). Catalyst robustness and a possible product inhibition were investigated by Blackmond's *Reaction Progress Kinetic Analysis* (RPKA) "same excess" protocol.<sup>[19]</sup> Three experiments were performed using different initial concentrations (Table 8, Figure 1).<sup>[20]</sup>

The decay of the concentration of **1a** over the course of the reaction is shown. Experiment 1 (Table 1) serves as reference reaction. In experiment 2 the starting concentration of **1a** corresponded to that of the reference reaction experiment when the latter had reached 50% conversion.<sup>[19]</sup> The time shift of the red curve shows, that in experiment 2 the reaction proceeded slower than in experiment 1. In a further experiment 3 the starting point of experiment 2 was used except that 50 mol% of product **2a** was added, because in reference experiment 1 also 50% product were present after 50% conversion. The good overlay of the reaction

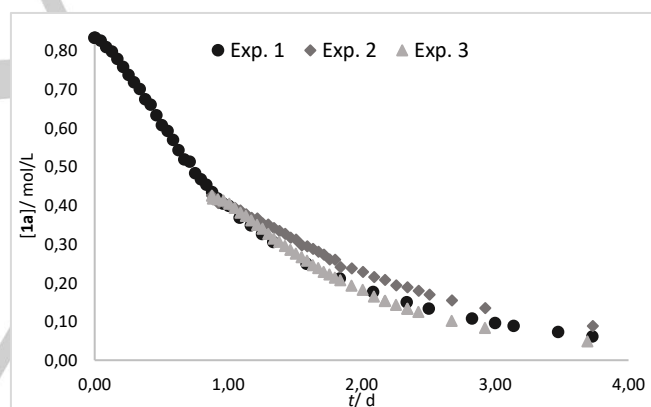
profiles of experiment 1 and 3 and the acceleration of experiment 3 compared to experiment 2 demonstrate two things:

- 1) There is apparently no significant catalyst decomposition taking place, because otherwise the reaction rate of experiment 2 and 3 should be higher than that of experiment 1.
- 2) As the reaction rate of experiment 3 is higher than that of experiment 2, the product **2a** has an accelerating effect. It is likely that **2a** also acts as a proton source to release the product (see below).

**Table 8.** Initial reaction conditions for the RPKA "same excess" experiments.



Exp.	[ <b>1a</b> ]/mol/L	[HBPIn]/mol/L	[ <i>i</i> PrOH]/mol/L	[ <b>2a</b> ]/mol/L
1	0.84	1.68	0.84	0
2	0.42	1.26	0.42	0
3	0.42	1.26	0.42	0.42



**Figure 1.** Reaction profiles of **1a** using Blackmond's "same excess" protocol under the conditions of Table 8.<sup>[19]</sup>

The empirical rate law was determined by the *Variable Time Normalization Analysis* (VTNA) described by Burés.<sup>[21]</sup> Again, the model reaction of **1a** was examined at 25 °C in THF-*d*<sub>8</sub> using catalyst **C1**. Six reactions with different initial concentrations of **1a**, **C1**, HBPIn, *i*PrOH and **2a** were used monitoring the concentration of all reagents (for details see the Supporting Information).

The best fit for the normalization of the time scale axis was achieved for the following empirical rate:

$$r = k_{\text{obs}} [\mathbf{C1}]^{1.00} [\mathbf{1a}]^{1.00} [\text{HBPIn}]^{0.52} [\textit{iPrOH}]^{0.37} [\mathbf{2a}]^{0.31}.$$

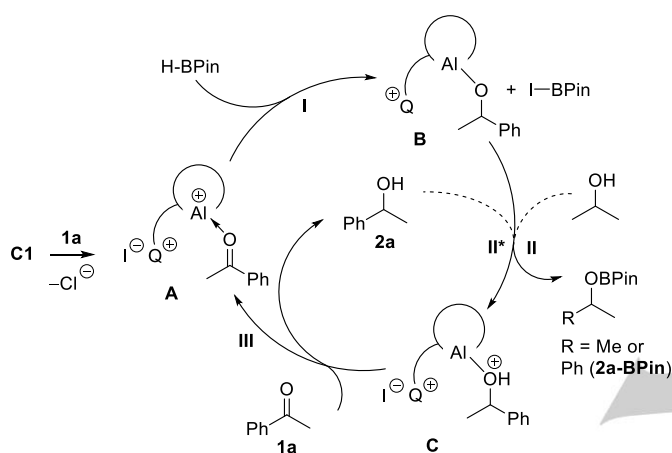
The reaction rate thus follows a first order kinetic dependence for catalyst **C1**<sup>[22]</sup> and the substrate **1a**, whereas for HBPIn, *i*PrOH and **2a** orders between 0 and 1 were found.<sup>[23]</sup> The first order kinetic in catalyst indicates that a single catalyst molecule is probably involved in the turnover-limiting step. To probe this

## RESEARCH ARTICLE

interpretation we took account of a non-linear effect.<sup>[24]</sup> As expected, a linear correlation between catalyst ee and product ee values were found thus confirming this claim (see Supporting Information).

As both alcohols accelerate the reaction, they are likely to cause the protonation step during the catalytic reaction. By the concentration profiles of **1a** and the corresponding boric-acid esters **2a-BPin** and *i*PrO-BPin this assumption is reinforced (see Supporting Information). There is also an uncatalyzed side reaction taking place, in which HBPIn reacts with *i*PrOH to form the corresponding boric acid ester, which constantly reduces the concentration of both *i*PrOH and HBPIn. This event thus slows down the overall reaction progress.

Based on the described experimental results, we propose the simplified catalytic cycle described in Scheme 2.



**Scheme 2.** Proposed simplified catalytic cycle.

Acetophenone **1a** is expected to coordinate to the Lewis acidic aluminum center, which is suggested to be cationic in THF in the catalytically most active form **A** in agreement with studies of Coates and the above described solvent effect.<sup>[15]</sup> A cationic Al complex lacking the coordinated ketone substrate was indeed detected by ESI mass spectrometry using catalyst reisolated after a catalytic run. Moreover, our DFT studies presented below show that the activation barrier is significantly lower with a cationic compared to a neutral Al center. The iodide counterion of **A** (alternatively a released chloride ion) could activate and direct HBPIn quasi-intramolecularly towards the keto moiety to generate Al-alcoholate **B** and IBPin (alternatively CIBPin). Protonation of **B** by *i*PrOH could release alcohol **2a**, whereas the generated isopropanolate could be trapped by IBPin (alternatively CIBPin). Upon accumulation of **2a**, it can also serve as proton source like *i*PrOH to release more of **2a**, while itself being transformed to the final boric ester product **2a-BPin**. Coordination of another acetophenone molecule would close the catalytic cycle.

### c) Computational Investigations

To gain more insight into the reaction mechanism, the reduction of **1a** with HBPIn was investigated by density functional theory (DFT) at the M06-2X/def2-TZVP level of theory on M06-2X/def2-SVP geometries with solvent effects accounted for by the conductor-like screening model (COSMO, see Computational Details). The catalytic mechanism with **C1<sub>s</sub>** (<sub>s</sub> for simplified) was

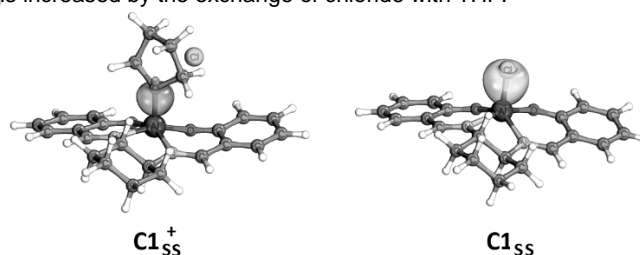
studied, where the two <sup>t</sup>Bu groups of **C1** in *para*-position to the oxygen were removed to simplify the model.

The quantum chemical investigations predict a mechanism proposed in Figure 3. It turns out that step I, in which the hydride of the borane is transferred to the ketone and the borane binds to the free iodide, is rate determining. With the Al-Cl catalyst **C1<sub>s</sub>**, this step has a barrier of 102 kJ mol<sup>-1</sup>, which is too high to explain the observed kinetics. Thus, **C1** is not expected to be the active catalytic species. In agreement with the experimental finding that THF is required for the reaction to proceed, we found that a replacement of the chloride by THF is necessary to form an active catalyst **C1<sup>+</sup>**. Figure 2 shows a simplified geometry of this complex (**C1<sub>ss</sub><sup>+</sup>**), where the <sup>t</sup>Bu groups and the onium moiety are removed (<sub>ss</sub> for twice simplified). The exchange releases the chloride, which could subsequently also take over the role of the nucleophilic iodide in the catalytic cycle. This explains that some activity was observed with **C4**, lacking the onium moiety and the iodide, as well as catalyst systems with 'non'-nucleophilic ions like **C1-PF<sub>6</sub>**.

The reaction barrier with the THF-activated catalyst **C1<sub>s</sub><sup>+</sup>** is significantly lowered to 62 kJ mol<sup>-1</sup>. It should be noted that according to DFT, **C1<sub>s</sub>** is lower in energy by 20 kJ mol<sup>-1</sup> than **C1<sub>s</sub><sup>+</sup>**. However, the high excess of the solvent shifts the equilibrium towards the active form.

To explain the observed reactivity, structurally simplified complexes of the active (**C1<sub>ss</sub><sup>+</sup>**) and the original (**C1<sub>ss</sub>**) catalyst (see Figure 2) were investigated with the help of DFT and Intrinsic Bond Orbitals (IBOs) (see Computational Details). IBOs are helpful to interpret quantum chemical calculations, as they often provide chemically meaningful orbitals.

For **C1<sub>ss</sub><sup>+</sup>**, the bond length Al-O (THF) was 1.87 Å. The localized IBO, which is responsible for this bond, is located at aluminum by only 12% of its charge. In **C1<sub>ss</sub>** the corresponding Al-Cl bond length is 2.17 Å. In this case 19% of the bond charge is located at aluminum. As a consequence, the aluminum center carries a higher partial charge (IBO charge) of +1.19 in **C1<sub>ss</sub><sup>+</sup>** than in **C1<sub>ss</sub>** (+1.08). Therefore, as expected the Lewis acidity of the aluminum is increased by the exchange of chloride with THF.



**Figure 2.** The binding IBO for **[C1<sub>ss</sub><sup>+</sup>Cl<sup>-</sup>]** (left) and **C1<sub>ss</sub>** (right). For a color figure see the Supporting Information.

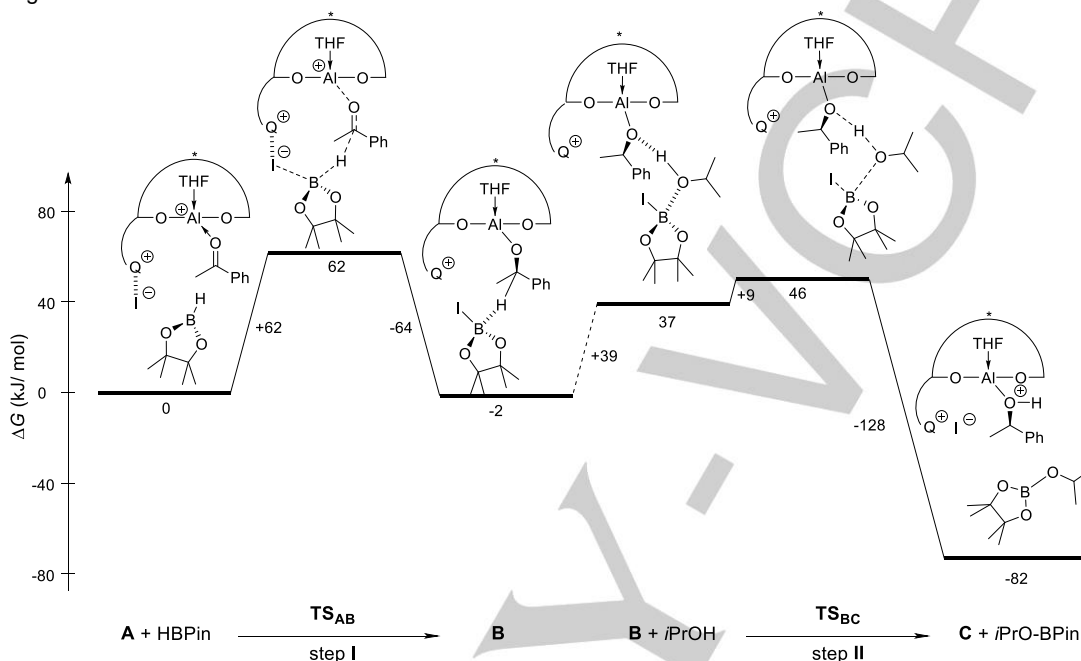
The resulting mechanism with **C1<sub>s</sub><sup>+</sup>** and its energetics are illustrated in Figure 3. The structures of the respective transition states can be found in Figure 4. We provide the energies for the unimolecular steps only, since the free-energy of association is rather ill-defined at our level of treatment of the solvation (COSMO) and in any case depends on the concentration of the reaction partners.

As already mentioned, step I from **A** to **B** represents the rate determining step of the catalytic mechanism with a barrier of 62 kJ mol<sup>-1</sup>. It describes the carbonyl reduction via a hydride

## RESEARCH ARTICLE

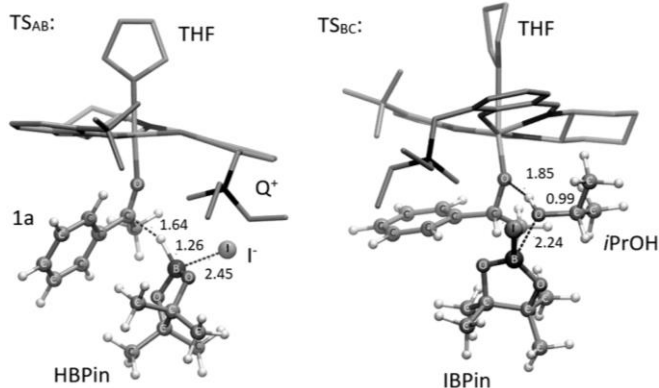
transfer from the borane to the electrophilic center of the ketone, which is activated by the Lewis-acidic aluminum. In a concerted reaction the borane simultaneously binds to the free iodide. An electronic effect of the iodide on the borane was also studied. The B-I distance in **A** (before the bond formation) is 3.56 Å and decreases to 2.45 Å in **TS<sub>AB</sub>** and further to 2.14 Å once the B-I bond is formed in **B**. An analysis of the IBOs reveals that there already is a slight interaction between the iodide and the borane

in **A**. Figure 5 shows that the electron density of one IBO, that relates to the free electron pair at the iodide, is polarized towards the borane. The role of the iodide, through the help of the onium moiety, is not only to be in the proximity of the HBPIn to act as a binding partner as soon as the hydride is transferred, but might also push electron density towards the borane activating the hydride.



**Figure 3.** Details of the catalytic steps as obtained from DFT with relative free-energy profile of the reaction steps  $A \rightarrow B$  (step I) and  $B + iPrOH \rightarrow C$  (step II). Dashed lines represent bimolecular steps.

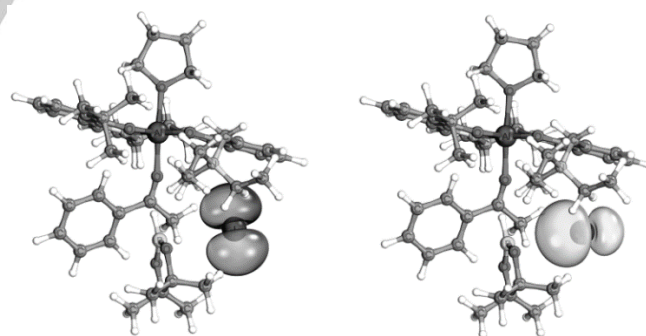
As the enantioselectivity is here defined in the rate determining step, the formation of the enantiomer with minor yield is also studied. It yields a barrier of 74 kJ/mol. The enantiomeric excess can be calculated based on these results to be 98% which is in very good agreement with the measured ee value of 97%.



**Figure 4:** Geometries of the transition states obtained by DFT. Lengths of the bond that are formed or broken during the transition are given in Å. For a color figure see the Supporting Information.

In step II an *i*PrOH molecule is added (**B**+*i*PrOH) and the alcoholate that is coordinated to the aluminum center protonated.

As a consequence, the Al-O bond length increases from 1.80 Å to 2.00 Å.



**Figure 5.** IBOs that relate to the p electron pairs of the iodine in **A**. Two electron pairs have two equally sized lobes (one of them is shown on the left) and one is polarized towards the borane (right). For a color figure see the Supporting Information.

The step possesses an early transition state with a small barrier of 8 kJ mol<sup>-1</sup>. To confirm the experimentally found kinetics, where the product alcohol takes over the role of a protonating agent during the course of the reaction, step II was also investigated with the product alcohol **2a** instead of *i*PrOH. Apart from slightly more steric hindrance the reaction is qualitatively the same. The



## RESEARCH ARTICLE

barrier increases to 16 kJ mol<sup>-1</sup> but is still very small. When *i*PrOH is consumed in the course of the reaction and the concentration of the product alcohol increases, it is likely that the latter will be the more and more dominating proton source.

To estimate the reliability of the DFT results, single point calculations have been repeated with the functionals TPSS and PBE0 (see Supporting Information). They result in overall smaller barriers but the conclusions drawn from DFT are unaltered.

## Conclusion

In summary, we have reported a concept for the catalytic asymmetric hydroboration of ketones, which allows for extraordinarily high turnover numbers (up to 15400) that are around 1.5 - 3 orders of magnitude higher than with the most efficient catalysts previously reported. The chiral secondary alcohols –high-value-added products– were typically formed with high yields and high enantioselectivity. In our concept an aprotic ammonium halide moiety and an oxophilic Lewis acid work in concert and cooperate with each other within the same catalyst molecule. This was confirmed by a number of control experiments showing that both catalytic centers are indispensable for the observed activity. Moreover, kinetic, spectroscopic and computational studies revealed that the hydride transfer is most likely rate limiting. According to our calculations, it proceeds via a concerted mechanism, in which hydride is continuously displaced by iodide at the B center, reminiscent to an S<sub>N</sub>2 reaction. Simultaneously, the hydride attacks the ketone, which is activated by a cationic Al(III) center. Further practical value is added by the fact that the catalyst, which is readily accessible in high yields in few steps, is stable during catalysis and readily recyclable by taking advantage of the ammonium salt moiety. This allowed to reuse the catalyst 10 times, while still efficiently working.

## Computational Details

Molecular geometries were optimized with the DL-FIND<sup>[25]</sup> optimization library in Chemshell.<sup>[26]</sup> The density functional theory (DFT) calculations were performed with the Turbomole V.7.0.1 and V.7.4.1 program package<sup>[27]</sup> using (DFT) with the M06-2X functional<sup>[28]</sup> and the def2-SVP basis set.<sup>[29]</sup> Frequencies were calculated at the same level of theory. Numerical integration was carried out on a m4 grid and SCF energies were converged for an energy difference of less than 10<sup>-8</sup> atomic units. All transition structures were verified to possess only a single mode with imaginary frequency. IRC (internal reaction coordinate) calculations starting from the transition structures were performed and verified the reactants and products. The free energy G was calculated at 298.15 K within the RRHO (rigid rotor harmonic oscillator) approximation. Vibrational frequencies less than 100 cm<sup>-1</sup> were raised to this threshold. At fixed geometries, the energy was calculated using the def2-TZVP basis set<sup>[29]</sup> and the solvent effects were accounted for with the conductor-like screening model (COSMO)<sup>[30]</sup> using a dielectric constant of ε = 7.39 for THF at 298.15 K. For the atomic radii in the cavity the default values for COSMO were used. Intrinsic bond orbitals (IBOs) (7)<sup>[31]</sup> were calculated based on orbitals of M06-2x/def2-TZVP level of theory with exponent 2 in the localization method. The visualization of

the IBOs was realized using the IboView program by Knizia (<http://www.iboview.org/>).

## Acknowledgements

This work was financially supported by the Deutsche Forschungsgemeinschaft (DFG, PE 818/8-1, project 404194277). We thank Dr. Wolfgang Frey for determining and analyzing an X-ray crystal structure analyses (see ref. [17]). J. H. acknowledges financial support in the form of a PhD scholarship from the Studienstiftung des Deutschen Volkes (German National Academic Foundation). We thank the Deutsche Forschungsgemeinschaft (DFG, German Research Foundation) for supporting this work by funding EXC 2075 - 390740016 under Germany's Excellence Strategy. The authors acknowledge support by the state of Baden-Württemberg through bwHPC and the German Research Foundation (DFG) through grant no INST 40/467-1 FUGG (JUSTUS cluster).

**Keywords:** ammonium salts • asymmetric catalysis • chiral alcohols • cooperative catalysis • hydroboration

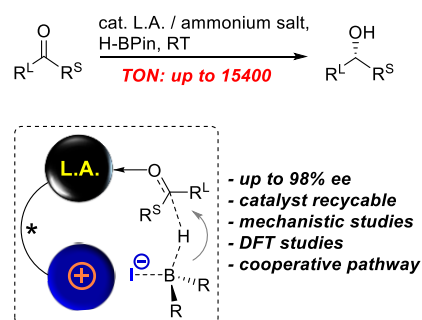
- [1] a) R. Noyori, T. Ohkuma, *Angew. Chem. Int. Ed.* **2001**, *40*, 40–73; b) R. Noyori, M. Koizumi, D. Ishii, T. Ohkuma, *Pure Appl. Chem.* **2001**, *73*, 227–232; c) T. Ohkuma, M. Kitamura, R. Noyori, in *New Frontiers in Asymmetric Catalysis*, John Wiley & Sons, Inc., Hoboken, NJ, USA, **2006**, pp. 1–32; d) M. Zaidlewicz, M. M. Pakulski, in *Science of Synthesis, Stereoselective Synthesis*, Eds: J. G. De Vries, G. A. Molander, P. A. Evans, **2011**, *2*, 59–131; e) N. Arai, T. Ohkuma, in *Science of Synthesis, Stereoselective Synthesis*, Eds: J. G. De Vries, G. A. Molander, P. A. Evans, **2011**, *2*, 9–57; f) H. Gröger, S. Borchert, M. Krausser, W. Hummel, in *Encyclopedia of Industrial Biotechnology*, Ed.: M. C. Flickinger, **2010**, *3*, 2094–2110; g) V. S. Shende, P. Singh, B. M. Bhanage, *Catal. Sci. Technol.* **2018**, *8*, 955–969; h) Z. H. Yang, R. Zeng, G. Yang, Y. Wang, L. Z. Li, Z. S. Lv, M. Yao, B. Lai, *J. Ind. Microbiol. Biotechnol.* **2008**, *35*, 1047–1051; i) B. S. Chen, F. Z. Ribeiro de Souza, *RSC Adv.* **2019**, *9*, 2102–2115.
- [2] Reviews: a) B. T. Cho, *Chem. Soc. Rev.* **2009**, *38*, 443–452; b) M. L. Shegavi, S. K. Bose, *Catal. Sci. Technol.* **2019**, *9*, 3307–3336; see also: c) H. C. Brown, P. V. Ramachandran, *Acc. Chem. Res.* **1992**, *25*, 16–24; d) P. V. Ramachandran, H. C. Brown, in *ACS Symp. Ser.*, **1996**, pp. 84–97.
- [3] Reviews on boron chemistry: a) P. Kaur, G. Khatik, S. Nayak, *Curr. Org. Synth.* **2016**, *14*, 665–682; b) D. G. Hall, in *Boronic Acids: Preparation and Applications in Organic Synthesis and Medicine*, Wiley-VCH, Weinheim, **2006**, pp. 1–99; c) H. Defrancesco, J. Dudley, A. Coca, *ACS Symp. Ser.* **2016**, *1236*, 1–25.
- [4] a) E. J. Corey, C. J. Helal, *Angew. Chem. Int. Ed.* **1998**, *37*, 1986–2012; for highly enantioselective hydroborations using HBPIn, see: b) J. Guo, J. Chen, Z. Lu, *Chem. Commun.* **2015**, *51*, 5725–5727; c) V. Vasilenko, C. K. Blasius, H. Wadepl, L. H. Gade, *Angew. Chem. Int. Ed.* **2017**, *56*, 8393–8397; d) C. K. Blasius, V. Vasilenko, L. H. Gade, *Angew. Chem. Int. Ed.* **2018**, *57*, 10231–10235; e) V. Vasilenko, C. K. Blasius, L. H. Gade, *J. Am. Chem. Soc.* **2018**, *140*, 9244–9254; f) M. Magre, B. Maity, A. Falconnet, L. Cavallo, M. Rueping, *Angew. Chem. Int. Ed.* **2019**, *58*, 7025–7029; g) Y. N. Lebedev, I. Polishchuk, B. Maity, L. Cavallo, M. Rueping, *J. Am. Chem. Soc.* **2019**, *141*, 19415–19423; h) V. Vasilenko, C. K. Blasius, H. Wadepl, L. H. Gade, *Chem. Commun.* **2020**, *56*, 1203–1206; i) W. Liu, J. Guo, S. Xing, Z. Lu, *Org. Lett.* **2020**, *22*, 2532–2536; j) for a recent review, see: L. Wenbo, L. Zhan, *Chin. J. Org. Chem.* **2020**, *40*, DOI: 10.6023/cjoc202008039.
- [5] a) T. Kull, R. Peters, *Angew. Chem. Int. Ed.* **2008**, *47*, 5461–5464; b) T. Kull, J. Cabrera, R. Peters, *Chem. Eur. J.* **2010**, *16*, 9132–9139; c) P.

## RESEARCH ARTICLE

- Meier, F. Broghammer, K. Latendorf, G. Rauhut, R. Peters, *Molecules* **2012**, *17*, 7121–7150.
- [6] F. Broghammer, D. Brodbeck, T. Junge, R. Peters, *Chem. Commun.* **2017**, *53*, 1156–1159.
- [7] a) D. Brodbeck, F. Broghammer, J. Meisner, J. Klepp, D. Garnier, W. Frey, J. Kästner, R. Peters, *Angew. Chem. Int. Ed.* **2017**, *56*, 4056–4060; b) D. Brodbeck, S. Álvarez-Barcia, J. Meisner, F. Broghammer, J. Klepp, D. Garnier, W. Frey, J. Kästner, R. Peters, *Chem. Eur. J.* **2019**, *25*, 1515–1524.
- [8] R. Peters (Ed.), *Cooperative Catalysis – Designing Efficient Catalysts for Synthesis*, Wiley-VCH, Weinheim, **2015**.
- [9] For the cleavage of B–H Bonds by metal–ligand cooperation, see: T. Higashi, S. Kusumoto, K. Nozaki, *Chem. Rev.* **2019**, *119*, 10393–10402.
- [10] Selected related polyfunctional catalysts developed by our group: a) V. Miskov-Pajic, F. Willig, D. M. Wanner, W. Frey, R. Peters, *Angew. Chem. Int. Ed.* **2020**, *59*, 19873–19877; b) F. Willig, J. Lang, A. C. Hans, M. R. Ringenberg, D. Pfeffer, W. Frey, R. Peters, *J. Am. Chem. Soc.* **2019**, *141*, 30, 12029–12043; c) J. Schmid, T. Junge, J. Lang, W. Frey, R. Peters, *Angew. Chem. Int. Ed.* **2019**, *58*, 5447–5451; d) M. Mechler, R. Peters, *Angew. Chem. Int. Ed.* **2015**, *54*, 10303–10307; e) J. Schmid, W. Frey, R. Peters, *Organometallics* **2017**, *36*, 4313–4324; f) M. Mechler, W. Frey, R. Peters, *Organometallics* **2014**, *33*, 5492–5508; g) M. Mechler, K. Latendorf, W. Frey, R. Peters, *Organometallics* **2013**, *32*, 112–130.
- [11] Non-enantioselective Al-catalyzed hydroboration of ketones: a) A. J. Woodside, M. A. Smith, T. M. Herb, B. C. Manor, P. J. Carroll, P. R. Rablen, C. R. Graves, *Organometallics* **2019**, *38*, 1017–1020; b) V. K. Jakhar, M. K. Barman, S. Nembenna, *Org. Lett.* **2016**, *18*, 4710–4713; c) D. Franz, L. Sirtl, A. Pöthig, S. Inoue, *Z. Anorg. Allg. Chem.* **2016**, *642*, 1245–1250; d) V. A. Pollard, S. A. Orr, R. McLellan, A. R. Kennedy, E. Hevia, R. E. Mulvey, *Chem. Commun.* **2018**, *54*, 1233–1236; e) L. E. Lemmerz, R. McLellan, N. R. Judge, A. R. Kennedy, S. A. Orr, M. Uzelac, E. Hevia, S. D. Robertson, J. Okuda, R. E. Mulvey, *Chem. Eur. J.* **2018**, *24*, 9940–9948; f) Z. Yang, M. Zhong, X. Ma, S. De, C. Anusha, P. Parameswaran, H. W. Roesky, *Angew. Chem. Int. Ed.* **2015**, *54*, 10225–10229; Al-catalyzed hydroboration of alkynes and/or alkenes: g) A. Bismuto, S. P. Thomas, M. J. Cowley, *Angew. Chem. Int. Ed.* **2016**, *55*, 15356–15359; h) F. Li, X. Bai, Y. Cai, H. Li, S. Q. Zhang, F. H. Liu, X. Hong, Y. Xu, S. L. Shi, *Org. Process Res. Dev.* **2019**, *23*, 1703–1708.
- [12] Review on Al catalysts in reduction chemistry: G. I. Nikonov, *ACS Catal.* **2017**, *7*, 7257–7266.
- [13] Under these conditions we also investigated the use of the corresponding C<sub>2</sub>-symmetric ligand bearing two ammonium moieties. However, both yield (11%) and ee (18%) were poor.
- [14] K. Mori, *Synlett* **1995**, 1097–1109.
- [15] a) V. Mahadevan, Y. D. Y. L. Getzler, G. W. Coates, *Angew. Chem. Int. Ed.* **2002**, *41*, 2781–2784; b) M. Mulzer, W. C. Ellis, E. B. Lobkovsky, G. W. Coates, *Chem. Sci.* **2014**, *5*, 1928–1933; c) Y. D. Y. L. Getzler, V. Mahadevan, E. B. Lobkovsky, G. W. Coates, *J. Am. Chem. Soc.* **2002**, *124*, 1174–1175.
- [16] For a KF catalyzed hydroboration, see: K. Kuciński, G. Hreczycho, *Eur. J. Org. Chem.* **2020**, 552–555.
- [17] CCDC number: 2030886.
- [18] a) M. S. Sigman, E. N. Jacobsen, *J. Am. Chem. Soc.* **1998**, *120*, 5315; b) J. K. Myers, E. N. Jacobsen, *J. Am. Chem. Soc.* **1999**, *121*, 8959.
- [19] a) R. D. Baxter, D. Sale, K. M. Engle, J.-Q. Yu, D. G. Blackmond, *J. Am. Chem. Soc.* **2012**, *134*, 4600–4606; b) D. G. Blackmond, *J. Am. Chem. Soc.* **2015**, *137*, 10852–10866.
- [20] [iPrOH] determined by <sup>1</sup>H-NMR for experiment 1 in Table 8 after 50% conversion is in good agreement with the calculated value used in Table 8.
- [21] a) J. Burés, *Angew. Chem. Int. Ed.* **2016**, *55*, 16084–16087; b) C. D.-T. Nielsen, J. Burés, *Chem. Sci.* **2019**, *10*, 348–353.
- [22] Also for catalyst **C4** lacking an onium moiety a first order kinetic dependence was found.
- [23] For the BPIn ester of **2a**, no accelerating effect was found.
- [24] T. Satyanarayana, S. Abraham, H. B. Kagan, *Angew. Chem. Int. Ed.* **2009**, *48*, 456–494.
- [25] J. Kästner, J. M. Carr, T. W. Keal, W. Thiel, A. Wander, P. Sherwood, *J. Phys. Chem. A* **2009**, *113*, 11856–11965.
- [26] S. Metz, J. Kästner, A. A. Sokol, T. W. Keal, P. Sherwood, *Wiley Interdiscip. Rev.: Comput. Mol. Sci.* **2014**, *4*, 101–110. “ChemShell, a Computational Chemistry Shell” can be found under <http://www.chemshell.org>
- [27] “TURBOMOLE V7 2015, a development of the University of Karlsruhe and Forschungszentrum Karlsruhe GmbH, 1989–2007, TURBOMOLE GmbH, since 2007; can be found under <http://www.turbomole.com>.
- [28] Y. Zhao, D. Truhlar, *Theor. Chem. Acc.* **2008**, *120*, 215–241.
- [29] a) F. Weigend, R. Ahlrichs, *Phys. Chem. Chem. Phys.* **2005**, *7*, 3297–3305; b) F. Weigend, *Phys. Chem. Chem. Phys.* **2006**, *8*, 1057–1065.
- [30] A. Klamt, G. Schüürmann, *J. Chem. Soc. Perkin Trans. 2* **1993**, 799–805.
- [31] G. Knizia, *J. Chem. Theory Comput.* **2013**, *9*, 4834–4843.

## RESEARCH ARTICLE

## Entry for the Table of Contents



A new concept for asymmetric hydroboration of ketones is shown, in which an ammonium halide initiates a hydride transfer to a Lewis acid activated ketone. Advantages of the bifunctional catalyst include remarkable turnover numbers (up to 15400, 50 ppm catalyst) and high enantioselectivity. The catalyst was recycled 10 times still providing high efficiency. Mechanistic and DFT studies confirm the cooperative mechanism.