



ELSEVIER

Contents lists available at ScienceDirect

Comptes Rendus Chimie

www.sciencedirect.com



Full paper/Mémoire

A novel method for the reduction of sulfoxides with the *N,N,N',N'*-tetrabromobenzene-1,3-disulfonamide (TBBDA)/PPh₃ system

Ramin Ghorbani-Vaghei^{a,*}, Lotfi Shiri^a, Arash Ghorbani-Choghamarani^b

^a Department of Organic Chemistry, Faculty of Chemistry, Bu-Ali Sina University, 65174, Hamedan, Iran

^b Department of Chemistry, Faculty of Sciences, Ilam University, Ilam 69315516, Iran

ARTICLE INFO

Article history:

Received 15 July 2013

Accepted after revision 7 November 2013

Available online xxx

Keywords:

Deoxygenation

Reduction

Triphenylphosphine

Sulfides

Sulfoxides

TBBDA

ABSTRACT

A new method is described for the reduction of sulfoxides to sulfides using *N,N,N',N'*-tetrabromobenzene-1,3-disulfonamide [TBBDA] in combination with triphenylphosphine. Good to excellent yields, short reaction times, high efficiency and facile isolation of the desired products are the advantages of this method.

© 2013 Académie des sciences. Published by Elsevier Masson SAS. All rights reserved.

1. Introduction

The reduction (or deoxygenation) of sulfoxides to the corresponding sulfides is an important reaction in organic synthesis and in biochemical reactions. A survey of the literature revealed that various methods have been reported for the reduction of sulfoxides [1–4]. However, many of these transformations are limited because of disadvantages, such as side reactions, low yields, lack of chemoselectivity, use of expensive reagents, high temperatures, difficult work-up procedures, prolonged reaction times, poor availability and harsh reaction conditions. Only a few reported methods allow rapid and mild deoxygenation of sulfoxides with inexpensive and common laboratory reagents [5,6]. Therefore, the search for alternative efficient and highly chemoselective methods for the reduction of sulfoxides are still a worthwhile goal in organic synthesis.

The reaction of *N*-halo compounds with triphenylphosphine as a relatively general reducing agent can lead to the formation of phosphonium intermediates. Since phosphorus has a positive charge in these intermediates, so its reaction as a strong oxophilic reagent in most cases leads to the formation of triphenylphosphine oxide, which is thermodynamically preferred [7].

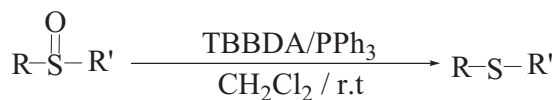
N,N,N',N'-Tetrabromobenzene-1,3-disulfonamide [TBBDA] has been widely used in organic reactions [8]. However, up to now, it has not been studied as a reagent in the synthesis of sulfides through the reduction of sulfoxides. Therefore, herein, we investigated the successful use of the TBBDA/PPh₃ system as a method of reduction of sulfoxides to the corresponding sulfides. The route for the synthesis of sulfides is shown in Scheme 1.

2. Experimental

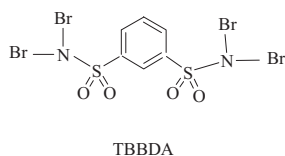
The chemicals used in this work were purchased from Merck and Fluka Chemicals and used without purification. ¹H NMR and ¹³C NMR spectra were measured for samples

* Corresponding author.

E-mail address: rgvaghei@yahoo.com (R. Ghorbani-Vaghei).



R, R' =aryl, alkyl



Scheme 1.

in CDCl_3 with a Bruker Avance DRX-400 instrument at 400 and 100 MHz, respectively, using TMS as an internal reference. Melting points were measured on a SMPI apparatus.

2.1. General procedure for synthesis of pyrimidine

To a mixture of TBBDA (0.4 mmol) and PPh_3 (2.5 mmol) in CH_2Cl_2 (5 mL), sulfoxide (1 mmol) was added at room temperature. The progress of the reaction was monitored by TLC. After completion of the reaction (Table 2), the solvent was evaporated. The crude product was purified by short column chromatography (packed with silica gel, using *n*-hexane/ethyl acetate (8:2) as the eluent) to achieve the desired sulfide with good to excellent yields.

2.2. Physical and spectroscopic data

2.2.1. Benzyl phenyl sulfide

Mp = 43–46 °C; ^1H NMR (400 MHz, CDCl_3): δ = 4.20 (s, 2 H), 7.24–7.41 (m, 10 H); ^{13}C NMR (100 MHz, CDCl_3):

Table 1

Optimization of the reaction conditions for the reduction of benzyl phenyl sulfoxide using TBBDA and PPh_3 ^a.

Entry	TBBDA (mmol)	PPh_3 (mmol)	Yield ^b (%)
1	0.25	1	40 ^c
2	0.3	1	65 ^c
3	0.35	1	80 ^c
4	0.4	1	95

^aReaction conditions: benzyl phenyl sulfoxide (1 mmol), 1 min, 25 °C.

^b Isolated yield.

^c Reaction not complete after 60 min.

δ 39.07, 126.40, 127.26, 128.58, 128.92, 129.84, 136.47, 137.52 (Table 2, entry 2).

2.2.2. Dibenzyl sulfide

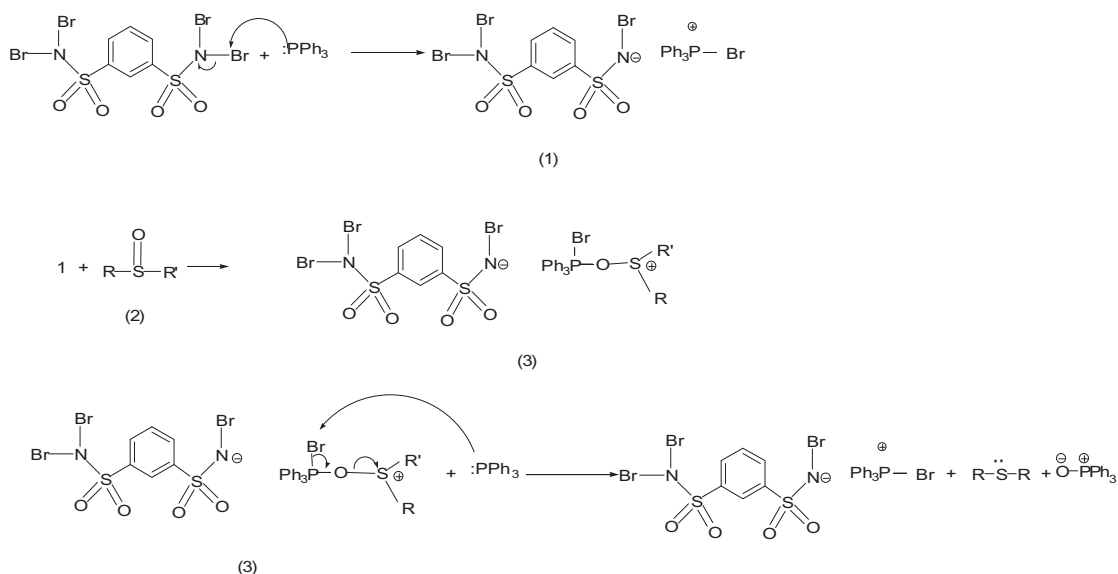
Mp = 43–47 °C. ^1H NMR (400 MHz, CDCl_3): δ = 3.69 (s, 4 H), 7.32–7.43 (m, 10 H). ^{13}C NMR (100 MHz, CDCl_3): δ 35.66, 127.07, 128.57, 129.11, 138.24 (Table 2, entry 3).

2.2.3. 4-Chlorobenzyl 4-methylphenyl sulfide

Mp = 58–62 °C; ^1H NMR (400 MHz, CDCl_3): δ = 2.36 (s, 3 H), 4.06 (s, 2 H), 7.11–7.29 (m, 8 H); ^{13}C NMR (100 MHz, CDCl_3): δ 21.14, 39.26, 128.59, 128.67, 129.76, 130.20, 131.15, 131.82, 132.85, 136.52, 136.98 (Table 2, entry 4).

2.2.4. Benzyl 4-bromophenyl sulfide

Mp = 60–64 °C; ^1H NMR (400 MHz, CDCl_3): δ = 4.13 (s, 2 H), 7.18–7.42 (m, 9 H); ^{13}C NMR (100 MHz, CDCl_3): δ 39.08, 120.35, 127.39, 128.62, 128.84, 131.47, 131.91, 135.47, 137.06 (Table 2, entry 5).



Scheme 2. Suggested mechanism.

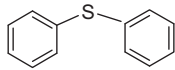
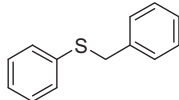
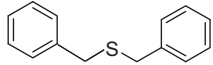
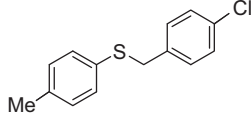
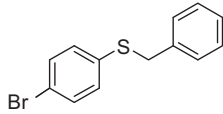
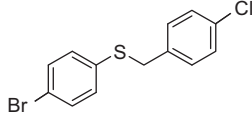
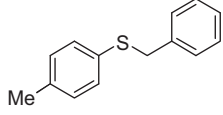
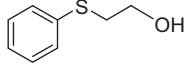
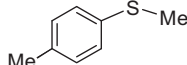
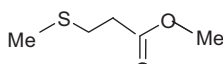
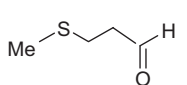
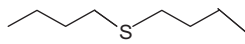

2.2.5. Benzyl 4-methylphenyl sulfide

Mp = 44–46 °C; ¹H NMR (400 MHz, CDCl₃): δ = 2.39–2.42 (s, 3 H), 4.15 (s, 2 H), 7.13–7.15 (d, 2 H, J = 8 Hz), 7.29–7.31 (d, 2 H, J = 8 Hz), 7.32–7.36 (m, 4 H); ¹³C NMR (100 MHz, CDCl₃): δ 21.15, 39.82, 127.16, 128.52, 128.92, 129.70, 130.74, 132.56, 136.61, 137.86 (Table 2, entry 6).

3. Results and discussion

N,N,N',N'-Tetrabromobenzene-1,3-disulfonamide [TBBDA] is an efficient halogenating agent. This compound is an effective catalyst and reagent for various organic transformations. Since TBBDA contains halogen atoms that

Table 2
Selective reduction of sulfoxides into sulfides.

Entry	Product ^a	Yield (%) ^b	Time (min)	Mp (°C)	Reference
1		95	1	Oil	[9a]
2		94	1	43–46	[9b]
3		95	1	43–47	[9c]
4		92	1	58–62	–
5		93	1	60–64	–
6		94	1	86–89	[9d]
7		90	1	44–46	[9e]
8		90	1	Oil	[9f]
9		91	1	Oil	[1g]
10		90	1	Oil	[9c]
11		90	1	Oil	[9c]
12		88	1	Oil	[9a]
13		90	1	Oil	[9h]

^a Products were characterized from their physical properties, by comparison with authentic samples, and by spectroscopic methods.

^b Isolated yield.

Table 3Comparison of reduction of dibenzyl sulfoxide to dibenzyl sulfide (Table 2 entry 3) by the Ph₃P/TBBDA system with some of those reported in the literature.

Reagent (oxidant/substrate)	Time	Yield (%)	Reference
Ph ₃ P/Br ₂ /CuBr/CH ₃ CN/reflux	45 min	94	[11]
NiCl ₂ /NaBH ₄ /THF/0 °C (3:9)	2 h	81	[1a]
PhSiH ₃ /MoO ₂ Cl ₂ /PhCH ₃ /reflux	20 h	95	[9g]
2,6-Dihydroxypyridine/CH ₃ CN/reflux	4 h	98	[2c]
Ph ₃ P/TiCl ₄ /THF/rt	2 h	96	[3b]
TiI ₄ /CH ₃ CN/0 °C	10 min	85	[1m]
BF ₃ ·Et ₂ O/NaI/CH ₃ CN/rt	20 min	98	[1j]
BBr ₃ /CH ₂ Cl ₂ /-23-0 °C	40 min	91	[1k]
PhSiH ₃ /HReO ₄ (5 mol%)/THF/rt	90 min	92	[1n]
PhSiH ₃ /ReIO ₂ (PPh ₃)(1 mol%)/THF/rt	30 min	83	[1o]
Ph ₃ P/TBBDA/CH ₂ Cl ₂ /rt	1 min	95	—

are attached to nitrogen atoms, it is possible that they act in the same way as Br₂. Therefore, it would be expected that the interaction of PPh₃ with TBBDA generates phosphonium halides as reactive phosphonium species in our reactions.

To evaluate the solvent's effect, the reduction of diphenyl sulfoxide was carried out under similar reaction conditions using different organic solvents, such as toluene, dichloromethane, methanol, and acetonitrile. The best results with respect to yields and times were achieved using dichloromethane.

In order to optimize the reaction conditions, we first examined the effect of different molar ratios of TBBDA/PPh₃ in CH₂Cl₂ at room temperature for the reduction of benzyl phenyl sulfoxide to benzyl phenyl sulfide as a model reaction. We found that the optimized molar ratio for the reduction of benzyl phenyl sulfoxide to benzyl phenyl sulfide was 1/0.4/2.5 (sulfoxide/TBBDA/PPh₃) (Table 1).

The reduction of various sulfoxides was carried out under optimized conditions. The results are shown in Table 2.

This method is general and can be easily applied to the reduction of a variety of aryl alkyl, diaryl, dialkyl, and cyclic sulfoxides to the corresponding sulfides in excellent yields (Table 2). Sulfoxides, carrying either electron-withdrawing (entry 5 and 6) or electron-donating (entries 7 and 9) substituents, gave the corresponding sulfides in excellent yields, with high purity.

To demonstrate the efficiency of the described method in comparison with formerly reported procedures in the literature, we compared the results we obtained in the

reduction of dibenzyl sulfoxide (as a typical example) to dibenzyl sulfide (Table 2, entry 3) with those of other methods. The results show that this method is comparable to the previously reported ones in terms of yields, reaction times, and reaction conditions (Table 3).

The mechanism proposed for this transformation proceeds via the activation of the triphenylphosphine by reaction with the *N*-halo compounds, which leads to intermediate **1**. Then, the nucleophilic attack of sulfoxide **2** on intermediate **1** gives intermediate **3**. Finally, the nucleophilic attack of triphenylphosphine on intermediate **3** gives the sulfide, that of triphenylphosphine on intermediate **1** and gives the oxide (Scheme 2).

Several attempts for the reduction of sulfoxides by poly(*N*-bromobenzene-1,3-disulfonylamide) (PBBS) with PPh₃ have failed (Scheme 3).

4. Conclusions

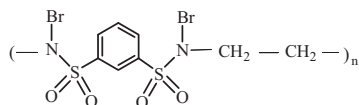
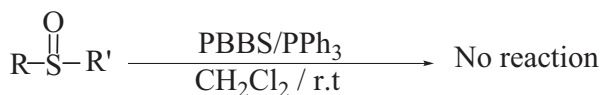
In conclusion, TBBDA/PPh₃ is a mild and efficient reagent system for the reduction of sulfoxides into sulfides. This procedure has interesting advantages, such as simple work-up, high yields, short reaction times, and the fact that the reactions can be carried out at room temperature.

Acknowledgements

We are thankful to Bu-Ali Sina University, Center of Excellence and Development of Chemical Methods (CEDCM) for financial support.

References

- [1] (a) J.M. Khurana, A. Ray, S. Singh, *Tetrahedron Lett.* 39 (1998) 3829; (b) B. Karimi, D. Zareyee, *Synthesis* (2003) 1875; (c) N. Iranpoor, H. Firouzabadi, H.R. Shaterian, *J. Org. Chem.* 67 (2002) 2826; (d) B. Karimi, D. Zareyee, *Synthesis* (2003) 335; (e) G.H. Posner, P.W. Tang, *J. Org. Chem.* 43 (1978) 4131; (f) M. Madesclaire, *Tetrahedron* 44 (1988) 6537; (g) A.C. Fernandes, C.C. Romao, *Tetrahedron* 62 (2006) 9650; (h) S.J. Miller, T.R. Collier, W. Wu, *Tetrahedron Lett.* 41 (2000) 3781; (i) S. Kikuchi, H. Konishi, Y. Hashimoto, *Tetrahedron* 61 (2005) 3587; (j) Y.D. Vankar, C.T. Rao, *Tetrahedron Lett.* 26 (1985) 2717; (k) Y. Guindon, J.G. Atkinson, H.E. Morton, *J. Org. Chem.* 49 (1984) 4538; (l) K. Bahrami, M.M. Khodaei, M. Khedri, *Chem. Lett.* 36 (2007) 1324; (m) M. Shimizu, K. Shibuya, R. Hayakawa, *Synlett* (2000) 1437; (n) I. Cabrita, S.C.A. Sousa, A.C. Fernandes, *Tetrahedron Lett.* 51 (2010) 6132; (o) S.C.A. Sousa, A.C. Fernandes, *Tetrahedron Lett.* 50 (2009) 6872.



PBBS

Scheme 3.

- [2] (a) H. Firouzabadi, B. Karimi, *Synthesis* 31 (1999) 500;
(b) B.H. Yoo, K. Choi, D.Y. Kim, K.I. Choi, J.H. Kim, *Synth. Commun.* 33 (2003) 53;
(c) G.A. Olah, A.P. Fung, B.G.B. Gupta, S.C. Narang, *Synthesis* 12 (1980) 221.
- [3] (a) H.H. Szmant, O. Cox, *J. Org. Chem.* 31 (1966) 1595;
(b) S. Kikuchi, Y. Hashimoto, *Synlett* 15 (2004) 1267;
(c) Y. Hashimoto, H. Konishi, S. Kikuchi, *Synlett* 15 (2004) 1264;
(d) Y. Hashimoto, S. Kikuchi, *Chem. Lett.* 31 (2002) 126;
(e) M. Bagherzadeh, M.M. Hagdoost, M. Amini, P.G. Derakhshandeh, *Catal. Commun.* 23 (2012) 14.
- [4] (a) D.J. Harrison, N.C. Tam, C.M. Vogels, R.F. Langler, R.T. Baker, A. Decken, S.A. Westcott, *Tetrahedron Lett.* 45 (2004) 8493;
(b) C. Palazzi, L. Colombo, C. Gennari, *Tetrahedron Lett.* 27 (1986) 1735;
(c) I. Suzuki, Y. Yamamoto, *J. Org. Chem.* 58 (1993) 4783;
(d) M. Shi, J.K. Jiang, S.C. Cui, Y.S. Feng, *J. Chem. Soc., Perkin Trans. 1* (2001) 390;
(e) K. Bahrami, M.M. Khodaei, A. Karimi, *Synthesis* 40 (2008) 2543;
(f) K. Bahrami, M.M. Khodaei, S. Sohrabnezhad, *Tetrahedron Lett.* 52 (2011) 6420;
(g) K. Bahrami, M.M. Khodaei, M. Sheikh Arabi, *J. Org. Chem.* 75 (2010) 6208.
- [5] B.R. Raju, G. Devi, Y.S. Nongpluh, A.K. Saikia, *Synlett* 16 (2005) 358.
- [6] R. Ma, A.H. Liu, C.B. Huang, X.D. Li, L.N. He, *Green Chem.* 15 (2013) 1274.
- [7] N. Iranpoor, H. Firouzabadi, N. Nowrouzi, D. Firouzabadi, *Tetrahedron Lett.* 47 (2006) 6879.
- [8] (a) R. Ghorbani-Vaghei, H. Shahbazi, H. Veisi, *Tetrahedron Lett.* 53 (2012) 2325;
(b) R. Ghorbani-Vaghei, S. Hajinzari, M. Engashte, *J. Iran. Chem. Soc.* 9 (2012) 655;
(c) R. Ghorbani-Vaghei, R. Karimi-Nami, Z. Toghraei-Semiromi, M. Amiri, M. Ghavidel, *Tetrahedron* 67 (2011) 1930;
(d) R. Ghorbani-Vaghei, S. Akbari-Dadamahaleh, M. Amiri, *J. Iran. Chem. Soc.* 7 (2010) 301;
(e) R. Ghorbani-Vaghei, H. Veisi, *Mol. Divers.* 14 (2010) 249;
(f) R. Ghorbani-Vaghei, M. Amiri, N. Moshfeghifar, H. Veisi, S. Akbari-Dadamahaleh, *J. Iran. Chem. Soc.* 6 (2009) 754;
(g) R. Ghorbani-Vaghei, H. Veisi, M. Amiri, *J. Iran. Chem. Soc.* 6 (2009) 761;
(h) R. Ghorbani-Vaghei, M. Chegini, H. Veisi, M. Karimi-Tabar, *Tetrahedron Lett.* 50 (2009) 1861;
(i) R. Ghorbani-Vaghei, S. Akbari-Dadamahaleh, *Tetrahedron Lett.* 50 (2009) 1055;
(j) R. Ghorbani-Vaghei, M.A. Zolfigol, M. Amiri, H. Veisi, *J. Chin. Chem. Soc.* 55 (2008) 632;
(k) R. Ghorbani-Vaghei, H. Veisi, M. Amiri, *J. Chin. Chem. Soc.* 54 (2007) 1257;
(l) R. Ghorbani-Vaghei, M.A. Zolfigol, M. Chegeny, H. Veisi, *Tetrahedron Lett.* 47 (2006) 4505;
(m) R. Ghorbani-Vaghei, H. Jalili, *Synthesis* 37 (2005) 1099;
(n) R. Ghorbani-Vaghei, E. Shahbazee, *J. Braz. Chem. Soc.* 16 (2005) 647.
- [9] (a) G. Hua, J.D. Woolins, *Tetrahedron Lett.* 48 (2007) 3677;
(b) J.M. Khurana, V. Sharma, S.A. Chacko, *Tetrahedron* 63 (2007) 966;
(c) Online data from product catalog Sigma-Aldrich, <http://www.sigmaaldrich.com/technical-service-home/product-catalog.html>;
(d) N.G. Clark, J.E. Cranham, D. Greenweed, J.R. Marshall, H.A. Stevenson, *J. Sci. Food Agric.* 8 (1957) 566;
(e) R.F. Brookes, J.E. Cranham, D. Greenweed, H.A. Stevenson, *J. Sci. Food Agric.* 9 (1958) 141;
(f) H.O. Fong, W.R. Hardstaff, D.G. Kay, R.F. Langler, R.H. Morse, D.N. Sandoval, *Can. J. Chem.* 57 (1979) 1206;
(g) A.L. Esteban, E. Diez, *Can. J. Chem.* 58 (1980) 2340.