

# Chemistry A European Journal

 **Chemistry  
Europe**  
European Chemical  
Societies Publishing

## Accepted Article

**Title:** Minisci C-H alkylation of heteroarenes enabled by dual photoredox/bromide catalysis in micellar solutions

**Authors:** Maciej Giedyk, Marilia S. Santos, Martyna Cybularczyk-Cecotka, and Burkhard König

This manuscript has been accepted after peer review and appears as an Accepted Article online prior to editing, proofing, and formal publication of the final Version of Record (VoR). This work is currently citable by using the Digital Object Identifier (DOI) given below. The VoR will be published online in Early View as soon as possible and may be different to this Accepted Article as a result of editing. Readers should obtain the VoR from the journal website shown below when it is published to ensure accuracy of information. The authors are responsible for the content of this Accepted Article.

**To be cited as:** *Chem. Eur. J.* 10.1002/chem.202002320

**Link to VoR:** <https://doi.org/10.1002/chem.202002320>

## FULL PAPER

## Minisci C-H alkylation of heteroarenes enabled by dual photoredox/bromide catalysis in micellar solutions

Marilia S. Santos,<sup>b†</sup> Martyna Cybularczyk-Cecotka,<sup>a†</sup> Burkhard König<sup>b</sup> and Maciej Giedyk<sup>\*a</sup>

[a] Dr. M. Cybularczyk-Cecotka, Dr. M. Giedyk

Institute of Organic Chemistry

Polish Academy of Sciences

Kasprzaka 44/52, 01-224 Warsaw, Poland.

Email: maciej.giedyk@icho.edu.pl

[b] Dr. M. S. Santos and Prof. B. König

Institute of Organic Chemistry, Faculty of Chemistry and Pharmacy

University of Regensburg

Universitätsstraße 31, 93053 Regensburg, Germany.

† Equal contribution

Supporting information for this article is given via a link at the end of the document.

**Abstract:** Aromatic heterocycles are omnipresent structural motifs in various natural products, pharmaceuticals and agrochemicals. This work describes a photocatalytic Minisci-type C-H functionalization of heteroarenes with non-activated alkyl bromides. The reaction avoids stoichiometric radical-promoters, oxidants, or acids, and is conducted using blue LEDs as the light source. The reactive carbon-centered alkyl radicals are generated by merging the photoredox approach with bromide anion co-catalysis and spatial pre-aggregation of reacting species in the micellar aqueous solutions. The obtained data highlight the critical importance of microstructuring and organization of the components in the reaction mixture.

## Introduction

C-H alkylation of heteroarenes, known as Minisci reaction, is a well-established synthetic tool for C(sp<sup>2</sup>)-C(sp<sup>3</sup>) bond formation.<sup>1</sup> It enables direct, late-stage modification of aromatic heterocycles, which are omnipresent structural motifs in various natural products, pharmaceuticals and agrochemicals.<sup>2</sup> The Minisci reaction involves generation of carbon-centered alkyl radicals and their addition to an electron-deficient heteroaromatic ring, which is accompanied by a formal loss of the hydrogen atom.

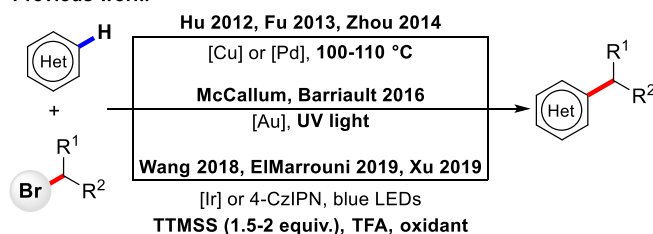
Various precursors of alkyl radicals have been employed in the Minisci reaction including amino acids,<sup>3</sup> aldehydes,<sup>4–6</sup> ketones,<sup>7</sup> carboxylic acids,<sup>8–10</sup> alkyltrifluoroborate salts,<sup>11</sup> pyridinium salts,<sup>12,13</sup> boronic acids,<sup>14,15</sup> diazonium salts,<sup>16</sup> peroxides,<sup>17–19</sup> alkyl halides<sup>20–27</sup> etc. Among them, alkyl bromides are of particular synthetic potential, as they are readily available and inexpensive starting materials. However, the cleavage of the relatively strong C–Br bond in alkyl bromides, which must occur in the course of the process, presents a major challenge. As a result, only few variants of the Minisci reaction exploiting non-activated alkyl bromides have been reported so far.

The established strategies to overcome the challenge of C-Br bond activation involve the use of high temperatures, strong UV-light irradiation or the addition of stoichiometric amounts of silyl radical-promoters (Scheme 1). Accordingly, in 2012 Hu *et al.* developed an efficient method for alkylation of benzoxazoles with secondary alkyl halides.<sup>22</sup> The majority of presented syntheses were realized using alkyl iodides, but few examples with bromides have also been reported. The reaction was performed at elevated temperatures, and with the use of copper-based catalyst. One year later, Fu *et al.* demonstrated the cross-coupling of non-activated secondary and tertiary alkyl bromides with pyridine

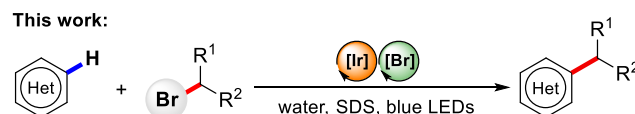
*N*-oxides in the presence of palladium catalyst and phosphine ligand.<sup>23</sup> The method was further developed by Zhou *et al.*, who extended the palladium-catalyzed Minisci reaction on a broad variety of heteroarenes, including indole- and pyridine derivatives.<sup>24</sup> The photocatalytic alternative towards the activation of alkyl bromides have been presented by McCallum and Barriault.<sup>25</sup> Using gold complexes as catalysts and UV light as the energy source, they performed Minisci reactions with various non-activated bromoalkanes and heteroarenes and supported their studies by the detailed investigations of photophysical and electrochemical properties of the photocatalyst.<sup>26</sup> Minisci reactions with non-activated alkyl bromides were also investigated by the groups of Wang, ElMarrouni and Xu, who capitalized on the joined action of the photocatalyst, acid, silyl radical-promoters and visible light irradiation.<sup>27–29</sup>

While these pioneering methods are of unquestionable value, the need for mild, catalytic C-H alkylation of heteroarenes with alkyl bromides still remains. In order to address this challenge we resorted to photocatalysis in aqueous structured solutions. We exploited the pre-aggregation of the reacting species and merged it with the catalytic role of bromide anions, which were generated *in situ* from the starting material.<sup>30</sup> This allowed facilitating the C-C coupling of non-activated alkyl bromides with heteroarenes without stoichiometric radical-promoters, in acid-free conditions and with commercial blue LEDs as the light source.

## Previous work:



## This work:



- non-activated alkyl bromides
- catalytic
- mild reaction conditions
- commercially available LEDs

**Scheme 1.** Strategies for C-H alkylation of heteroarenes with non-activated alkyl bromides. SDS - sodium dodecyl sulfate.

## FULL PAPER

## Results and Discussion

The redox potential of typical photocatalysts in their excited state, including strongly reducing Ir-species, precludes the direct single-electron-transfer (SET) to alkyl bromides (-2.29 V vs. SCE for 1-bromooctane)<sup>31</sup>. However, catalytic species of a much higher reducing power can be generated via the reductive quenching of the catalyst followed by the subsequent excitation with a second visible-light-photon.<sup>30,32–34</sup> Although the typically used reductive quenchers include tertiary amines, Hantzsch esters, alcohols, ascorbate anions etc.,<sup>35</sup> it has recently been shown that the efficient quenching of excited Ir-complexes can also be achieved using simple halide anions, leading to Ir(II)-species and halide radicals.<sup>36–40</sup> We decided to test, if Br<sup>-</sup> anions, which are released

upon the single-electron-reduction and fragmentation of alkyl bromides, can be recycled and used as mediators in the Minisci reaction - quench the excited Ir(III)-photocatalyst and thus promote the generation of alkyl radicals.

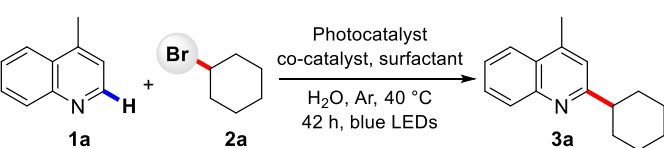
Unique properties of structured solutions of surfactants, combined with operationally simple preparation, render them advantageous media for chemical reactions such as biocatalysis,<sup>41</sup> polymerizations,<sup>42</sup> transition-metal catalyzed cross-coupling reactions,<sup>43</sup> and organocatalytic transformations<sup>44</sup>. Recent reports show that they may also play a vital role in photocatalysis.<sup>30,45–48</sup>

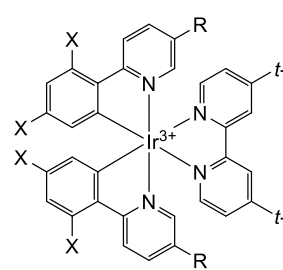
From the viewpoint of the designed Minisci reaction, structured aqueous solution could provide the necessary pre-association of the starting materials and the photocatalyst, improve the kinetics of the reaction and thus eliminate the harsh reaction conditions or stoichiometric additives, including radical promoters and acids. In order to test the working hypothesis, we subjected bromocyclohexane (**2a**) to the reaction with lepidine (**1a**) in the presence of [Ir(dtbbpy)(ppy)<sub>2</sub>](PF<sub>6</sub>) (**4**) as photocatalyst, in aqueous solution of surfactant and under irradiation with blue LEDs (Table 1). We were pleased to see that the reaction proceeded and the desired coupling product **3a** was formed in 31% yield (entry 1). The reaction parameters were then optimized with respect to the surfactant, photocatalyst, co-catalyst, time, as well as the ratio and concentration of reagents (for full optimization studies see SI). The addition of the catalytic amount of NaBr facilitated the process and increased the yield of the compound **3a** to 47% (entry 2). Further screening established CBr<sub>4</sub> as a co-catalyst of choice (entries 2-5).

The applied conditions, which were called Procedure A, afforded the full conversion of lepidine **1a** and the desired product **3a** in 91% yield. The alkylation occurred selectively at position C2. Although the optimal reaction conditions involved 20 mol% of CBr<sub>4</sub> and 42 hours of irradiation, the efficient formation of the product **3a** was observed already after shorter reaction time (52% after 18 h, 78% after 24 h) or using lower co-catalyst loading (5 mol%) (entries 6 and 7, respectively). Among various tested photocatalysts, the highest activity was achieved using [Ir(dtbbpy)(ppy)<sub>2</sub>](PF<sub>6</sub>) (**4**). Other mediators proved inefficient (entries 8, 10-12), or provided the product **3a** in low yield (entry 9). Having catalyst and co-catalyst selected, we evaluated the influence of popular and readily available surfactants. The superior performance of sulfate-based surfactants: sodium dodecyl sulfate (SDS) and sodium lauryl oligoethylene glycol sulfate (SLES) was observed (entries 1 - 13), which is in agreement with previous reports.<sup>30</sup> The satisfactory 41% yield of the desired product **3a** was also detected when zwitterionic surfactant SB3-14 was used (entry 15). The application of anionic potassium dodecanate, cationic dodecyltrimethylammonium chloride (DTAC) or non-ionic Triton X-100 led to less efficient product **3a** formation (entries 14, 16, 17).

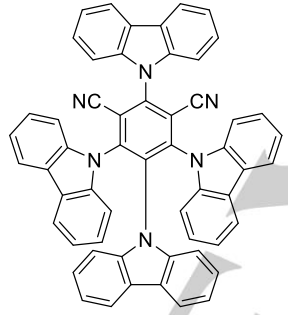
With the reaction conditions established, we next investigated the scope of the developed transformation (Scheme 2). In general, secondary bromides **2a-2d** provided higher yields of the desired products than primary ones **2e-2l**, which reflects higher thermodynamic stability of the intermediate radicals. However, the precursors **2m**, **2n** of even more stabilized benzyl or tertiary radicals proved unsuitable, presumably due to the lower reactivity in addition processes, competing oxidation to carbocations and hydrolysis. Several functional groups in the bromide moiety showed good compatibility with our procedure such as free hydroxyl group (**3h**), primary (**3k**) and secondary amides (**3l**),

Table 1. Optimization studies<sup>[a]</sup>

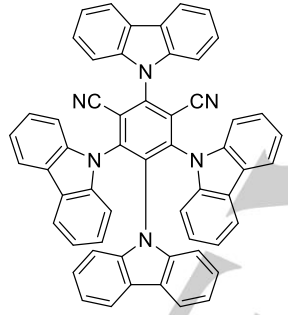




R = H, X = H:  
[Ir] **4** - [Ir(dtbbpy)(ppy)<sub>2</sub>](PF<sub>6</sub>)



R = CF<sub>3</sub>, X = F:  
[Ir] **6** - [Ir(dF(CF<sub>3</sub>)(ppy)<sub>2</sub>)(dtbbpy)]PF<sub>6</sub>

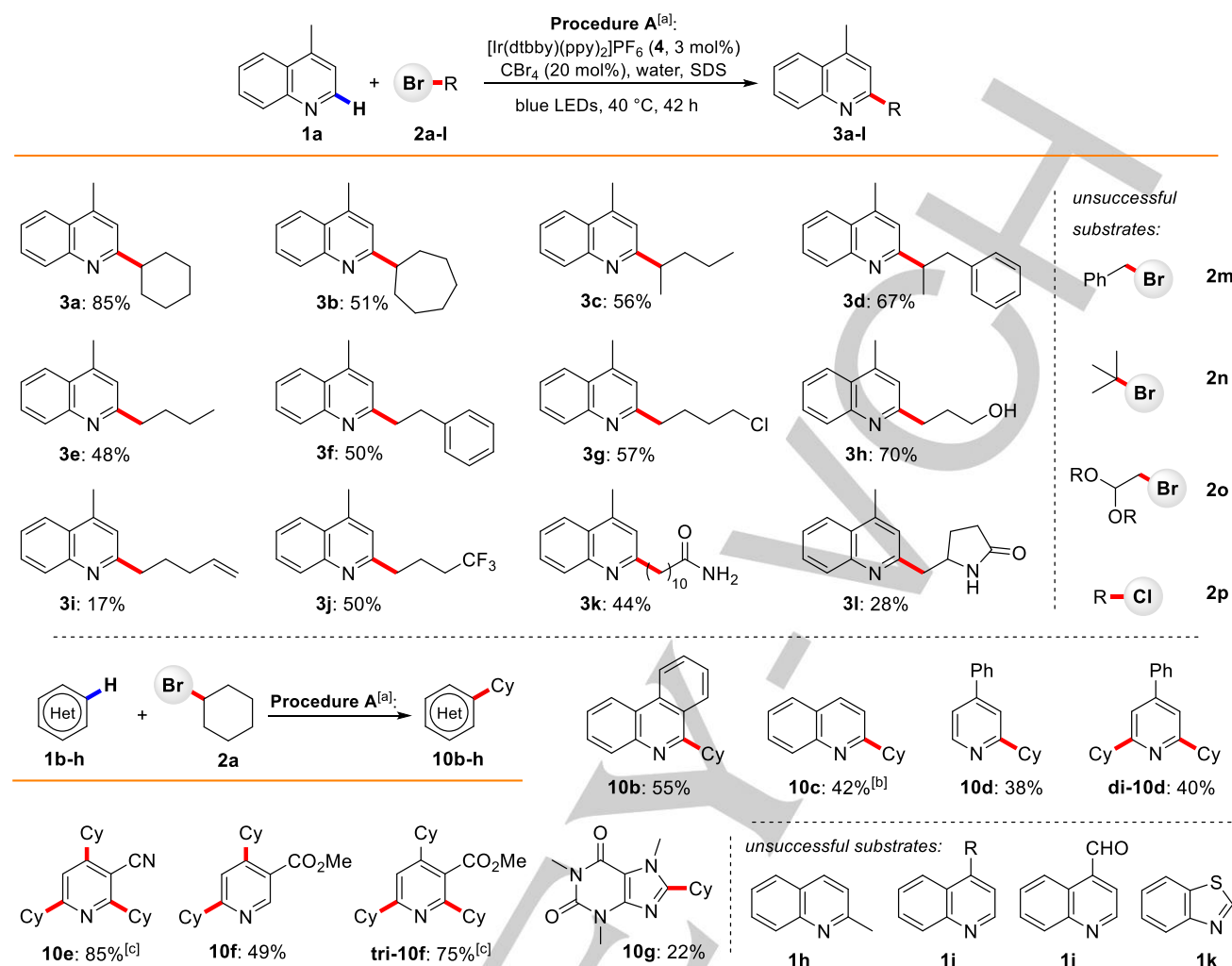


**4CzIPN (8)**

No.	Co-Catalyst	Photocatalyst	Time [h]	Surfactant	Yield [%] <sup>[b]</sup>
1	-	[Ir] <b>4</b>	42	SDS	31
2	NaBr	[Ir] <b>4</b>	42	SDS	47
3	NBS	[Ir] <b>4</b>	42	SDS	19
4	CCl <sub>3</sub> Br	[Ir] <b>4</b>	42	SDS	85
5	CBr <sub>4</sub>	[Ir] <b>4</b>	42	SDS	91
6	CBr <sub>4</sub>	[Ir] <b>4</b>	24	SDS	78
7	CBr <sub>4</sub> (5 mol%)	[Ir] <b>4</b>	42	SDS	48
8	CBr <sub>4</sub>	[Ir] <b>5</b>	42	SDS	0
9	CBr <sub>4</sub>	[Ir] <b>6</b>	42	SDS	16
10	CBr <sub>4</sub>	Ru(bpy) <sub>3</sub> PF <sub>6</sub> ( <b>7</b> )	42	SDS	0
11	CBr <sub>4</sub>	4CzIPN ( <b>8</b> )	42	SDS	0
12	CBr <sub>4</sub>	Eosin Y ( <b>9</b> )	42	SDS	0
13	CBr <sub>4</sub>	[Ir] <b>4</b>	42	SLES	48
14	CBr <sub>4</sub>	[Ir] <b>4</b>	42	C <sub>11</sub> H <sub>23</sub> CO <sub>2</sub> K	13
15	CBr <sub>4</sub>	[Ir] <b>4</b>	42	SB3-14	41
16	CBr <sub>4</sub>	[Ir] <b>4</b>	42	Triton X-100	24
17	CBr <sub>4</sub>	[Ir] <b>4</b>	42	DTAC	16

[a] Reaction conditions: lepidine **1a** (0.1 mmol), bromocyclohexane **2a** (0.2 mmol), surfactant (0.25 mmol), co-catalyst (20 mol%), photocatalyst (3 mol%), water (5 mL), 40 °C, 451 nm, 42 h. [b] Yields were calculated using GC analysis. *n*-Dodecane was used as internal standard. [Ir] **4** - [Ir(dtbbpy)(ppy)<sub>2</sub>](PF<sub>6</sub>), [Ir] **5** - Ir(ppy)<sub>3</sub>PF<sub>6</sub>, [Ir] **6** - Ir[dF(CF<sub>3</sub>)(ppy)<sub>2</sub>](dtbbpy)PF<sub>6</sub>.

## FULL PAPER



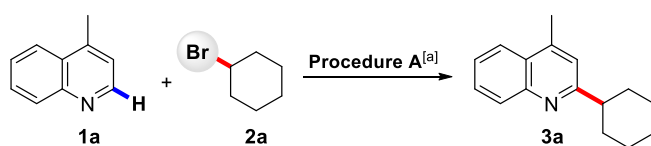
**Scheme 2.** Scope studies. [a] Average isolated yield obtained from two separate reactions are given. [b] Isolated in a 3:1 mixture with 2,4-dicyclohexylquinoline. [c] Reactions were carried out for 20 h with 5 equiv. of alkyl bromide.

chlorides (**3g**) or  $\text{CF}_3$  function (**3j**). Additionally, the product **3i** possessing a terminal double bond was also isolated. Alkyl bromides **2o** decorated with acetal groups proved unstable and alkyl chlorides **2p** did not display sufficient reactivity under the reaction conditions. Evaluation of the aromatic coupling partners showed that the reaction is compatible not only with simple heterocycles such as lepidine **1a**, phenantridine **1b** and quinoline **1c**, but also derivatives, which contain ester or cyano substituents. 4-Phenylpyridine **1d** gave a mixture of mono- and disubstituted products **10d** and **di-10d**, both of which could be selectively isolated (38% and 40% respectively). In the case of nicotinonitrile **1e** and methylnicotinate **1f**, the increase in the amount of alkyl bromide (from 3 to 5 equiv.) led to selective formation of tri-substituted products **10e** and **tri-10f** in very good yields. Alternatively, by keeping the standard reaction conditions, the di-substituted compound **10f** was obtained as the main product. The two alkyl groups were appended selectively at positions **C4** and **C6**, as indicated by 2D NMR studies (see SI). Pleasingly, we were also able to employ caffeine (**1g**), an important central nervous system stimulant, as a substrate. The observed limitations on the side of the heteroaromatic partner included the compounds with blocked position **C2**, heterocycles possessing

aldehyde or ketone groups or substrates with halogen substituents, for which the undesired dehalogenation reactions prevailed.

In order to gain more insights into the studied reaction, a series of mechanistic experiments was conducted. The control reactions showed that light, the photocatalyst and the surfactant are all essential for this Minisci protocol (Table 2, entries 2, 3 and 4). Furthermore, the addition of  $\text{CBr}_4$  facilitates the reaction and lower yield (31%) of the model product **3a** was obtained in its absence (entry 5). To evaluate the impact of the micellar solution as the reaction environment, the control reaction in acetonitrile was performed. Although a clear solution indicated good solubility of all of the reaction components, the formation of product **3a** was not detected (entry 6). The use of other organic solvents, as well as hetero- or homogenous water/solvent mixtures also gave inferior results to those obtained in the micellar system (see SI). Additionally, no desired reaction was observed when 2,2,6,6-tetramethylpiperidinyloxyl (TEMPO) was employed under the optimized conditions, which indicates the presence of radical intermediates in the reaction mechanism (entry 7).

## FULL PAPER

**Table 2.** Control experiments.


No.	Deviation from optimized conditions <sup>[a]</sup>	Yield [%] <sup>[b]</sup>
1	-	91
2	no photocatalyst 4	0
3	no light	0
4	no SDS	1
5	no CBr <sub>4</sub>	31
6	MeCN instead SDS(aq)	0
7	addition of TEMPO <sup>[c]</sup>	0

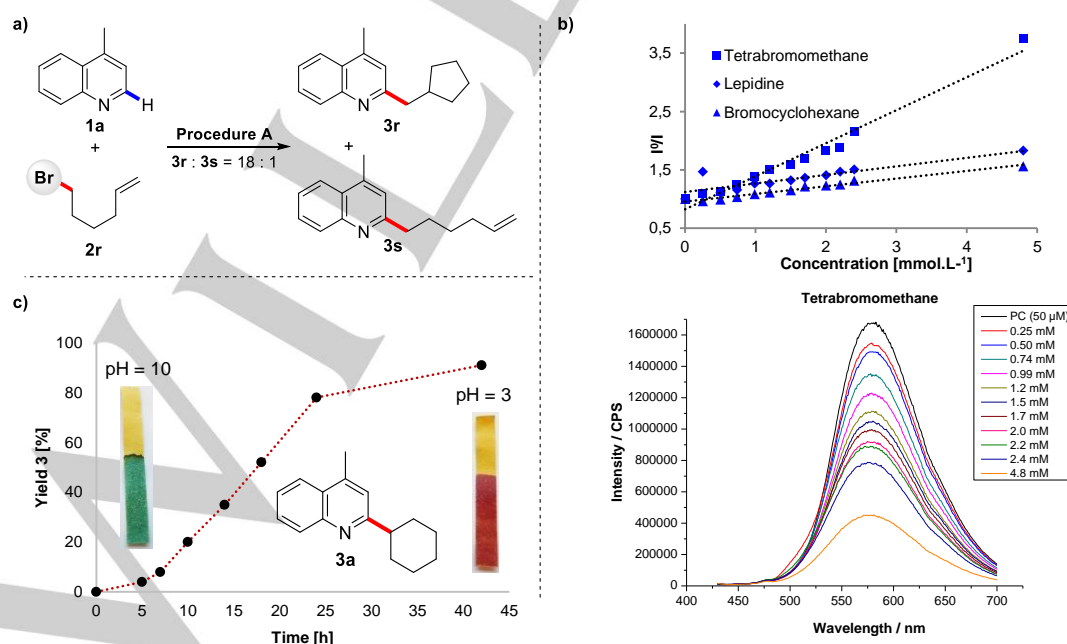
[a] Optimized conditions: lepidine (**1a**, 0.1 mmol), bromocyclohexane (**2a**, 0.2 mmol), SDS (0.25 mmol), CBr<sub>4</sub> (20 mol%), [Ir(dtbbpy)(ppy)<sub>2</sub>]PF<sub>6</sub> (**4**, 3 mol%), water (5 mL), 40 °C, 451 nm, 42 h. [b] Yields were calculated using GC analysis. *n*-Dodecane was used as internal standard; [c] 2 equiv. of TEMPO were added to the reaction mixture.

To further examine the mechanistic pathway, we conducted a radical-clock experiment starting from 5-bromo-1-hexene (**2r**) (Figure 1a). The presence of the cyclopentane ring in the main product **3r** suggests the formation of carbon-centered radicals, which undergo fast 5-exo-trig cyclization and subsequent addition to the heteroarene **1a**. The Stern–Volmer fluorescence quenching experiment was performed, to examine the interactions of the photocatalyst with other reaction components (Figure. 1b).<sup>49</sup> It showed that the excited state of Ir(dtbbpy)(ppy)<sub>2</sub>PF<sub>6</sub> (**4**) is quenched effectively by CBr<sub>4</sub>, while only low quenching efficiency was observed for the lepidine (**1a**) or the alkyl bromide **2a**. These results are congruent with the high redox potential of alkyl bromides and nitrogen heterocycles.<sup>50</sup>

The reaction progress was monitored over time, showing the increasing rate during the first 10 hours of irradiation (Figure. 1c).

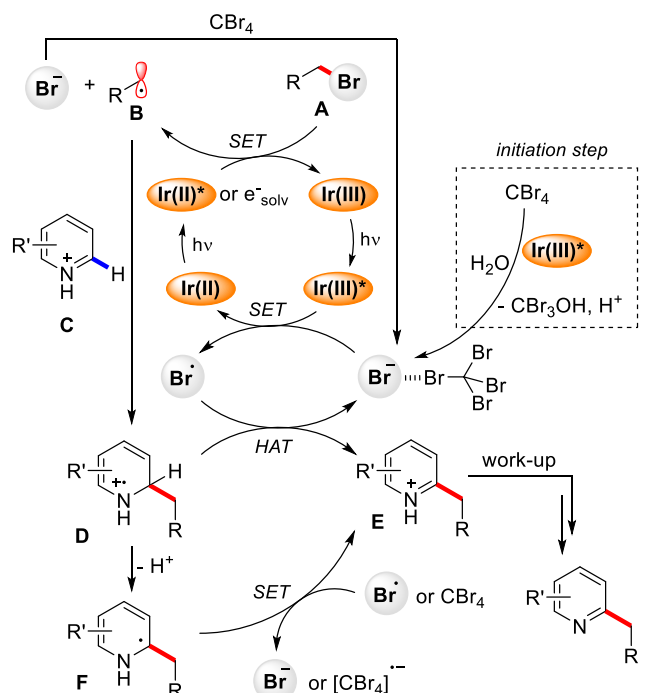
This acceleration can be explained by the accumulation of bromide anions in the mixture, as well as a significant change in the pH, which evolves from basic (pH = 10) to acidic (pH = 3). In order to evaluate the impact of both these factors, we carried out two reactions for 10 h: one with NaBr (20 mol%) added together with CBr<sub>4</sub> (20 mol% of), and the second in which the acidity was initially adjusted with TFA to reach pH = 3. Both reactions proceeded faster than under standard conditions and yielded the desired product **3a** in 47% and 52% respectively (see SI). This reflects higher affinity of protonated pyridines towards alkyl radicals, but also supports the concept of the catalytic role of bromide anions. Their accumulation in the reaction mixture increases the quenching efficiency and provides higher concentration of the reduced form of the photocatalyst **4**.

In accordance with these results, as well as the optimization studies, we propose a mechanism of the developed Minisci reaction (Scheme 3). The excited [Ir] **4** photocatalyst ( $E_{1/2}$  Ir(III)<sup>•</sup>/Ir(II) = 0.66 V vs. SCE)<sup>51</sup> undergoes reductive quenching by Br<sup>−</sup> anions ( $E_{1/2}^{\text{red}} = 0.80$  V vs. SCE)<sup>36–39</sup>. A slight endergonicity of this SET step is presumably compensated by a beneficial pre-organization of the components in the reaction mixture (see SI). Consequently, an equilibrium concentration of bromine radical and the reduced Ir(II)-complex are generated. The latter species can undergo consecutive absorption of a second photon, resulting in the formation of a strongly reducing form of the iridium-complex<sup>30,32</sup> or a solvated electron.<sup>34</sup> SET to alkyl bromide **A** followed by fragmentation affords alkyl radical **B** and a bromide anion, which participates in subsequent catalytic cycles. An addition of alkyl radical **B** to pyridinium salt **C** provides the radical cation **D**, able to undergo hydrogen-atom-transfer (HAT) with electrophilic bromine radical. As a result, the protonated form **E** of the final product is produced. Another mechanistic pathway, which may contribute to the reaction, involves the deprotonation of acidic radical cation **D**. It affords neutral radical **F**, which can be further oxidized either by Br radical or CBr<sub>4</sub> leading to the desired product in its protonated form **E**.



**Figure 1.** Mechanistic investigations: a) radical-clock experiment with 6-bromo-1-hexene (**2r**); b) Stern–Volmer fluorescence quenching of Ir(dtbbpy)(ppy)<sub>2</sub> (c = 50 μM) in aqueous SDS; c) Kinetic studies of the model reaction and the change in the pH of the reaction progress illustrated on the photos of the indicator strips.

## FULL PAPER



**Scheme 3.** Proposed mechanistic pathway; a dotted line between Br<sup>-</sup> and CBr<sub>4</sub> indicates a postulated halogen bonding.

Detailed mechanistic studies on the role of CBr<sub>4</sub> co-catalyst are ongoing, but preliminary results suggest that, through the photosensitized hydrolysis of CBr<sub>4</sub>, it may provide the starting concentration of bromide anions at the early stage of the process. Although the light-induced reactivity of this compound is usually associated with mesolytic bond cleavage,<sup>52–55</sup> or homolytic dissociation to CBr<sub>3</sub> and Br radicals,<sup>56,57</sup> it has been shown that in the aqueous conditions the photoinduced hydrolytic pathway to HBr prevails.<sup>58</sup> Alternatively, the reduction of CBr<sub>4</sub> by excited Ir(III)\*-photocatalyst can be considered, leading to Br•, the CBr<sub>3</sub> radical and Ir(IV)-complex. The last two species may undergo

SET to recover Ir(III) and produce CBr<sub>3</sub> cation, which reacts with water to give the tribromomethanol and a proton. Continuous pH measurements strongly support such steady generation of HBr. Upon the interaction of CBr<sub>4</sub>, water, photocatalyst and light the reaction mixture gradually become acidic (see SI). Finally, tetrabromomethane may contribute to the overall reaction outcome through yet another catalytic mode. Due to the halogen bonding with bromide anions,<sup>59,60</sup> it may decrease their hydrophilic character, slow down the migration to the water bulk and, consequently, render Br<sup>-</sup> more accessible to the excited Ir(III)\* photocatalyst.

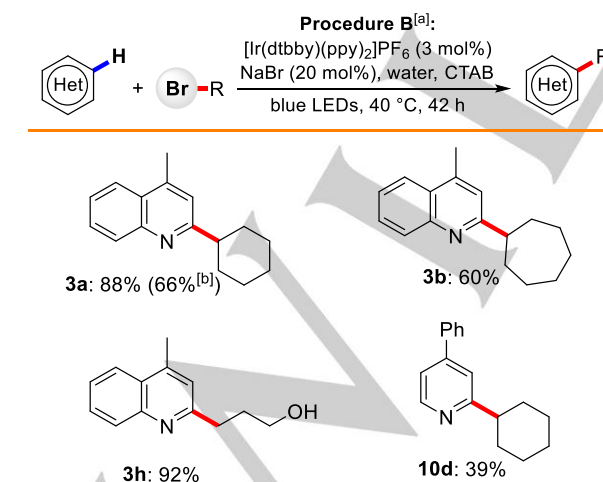
To further examine the decisive role of the solution structuring, in particular the postulated pre-arrangement of bromide anions, we investigated the reaction in the presence of the cationic surfactant cetyltrimethylammonium bromide (CTAB) and catalytic amount of NaBr instead of CBr<sub>4</sub>. The positively charged head of the surfactant would retain the bromide counter-anion through ion-pairing interactions and keep it in a close distance to the interface, thus favoring the interaction with the photocatalyst. We were pleased to find, that, under this condition, which were called Procedure B, the compound **3a** was obtained in 88% yield (Scheme 4). Moreover, the use of CTAB as a sole source of bromide anions, without external NaBr added, also afforded the desired product **3a** in good yield (66%). Finally, we demonstrated that the Procedure B can be successfully implemented to obtain alkylated heterocycles **3b**, **3h** and **10d** from other aliphatic bromides and heteroarenes in good efficiency.

## Conclusion

In summary, we have developed a new photocatalytic procedure for Minisci-type coupling of heteroarenes with various alkyl bromides, which exploits the combination of photoredox catalysis with bromide anion catalysis. With the use of micellar solution as the reaction media, it is possible to carry out the reaction in mild, aqueous conditions, with no need for external oxidant or stoichiometric radical promoter. The coupling products were obtained in the absence of equimolar amounts of acid, a requirement for standard Minisci protocols. The external additives are simple and cost-efficient and they were used in catalytic amounts. The obtained optimization data and mechanistic experiments highlight the critical importance of microstructuring and pre-organization of the components in the reaction mixture.

## Experimental Section

**General Procedure for Minisci Reaction mediated by CBr<sub>4</sub> (Procedure A):** 10 mL crimp vial, equipped with a magnetic stirring bar was charged with [Ir(dtbbpy)(ppy)<sub>2</sub>]PF<sub>6</sub> (2.7 mg, 3 mol%), SDS (72 mg, 0.25 mmol) and CBr<sub>4</sub> (6 mg, 0.02 mmol). The vial was sealed and degassed via two pump-argon cycles, followed by water (5 mL) addition. The resulting mixture was degassed via five pump-argon cycles, the heterocycle (0.10 mmol) and alkyl bromide (0.20 mmol) were added under argon and the mixture was degassed again via two pump-argon cycles, keeping the vacuum above 50 mbar. The reaction mixture was irradiated with 800 mW 451 nm LEDs through the plane bottom side and stirred intensely for 42 h. The temperature was maintained at 40 °C to 42 °C by cooling with the built-in cooling fan. Then the vial was opened and the crude reaction mixture was transferred to a separatory funnel. Solution of KHCO<sub>3</sub> (1 M, 5 mL) and brine (20 mL) were added and the mixture was extracted with AcOEt (3 x 20 mL). Combined organic fractions were washed with fresh brine, dried over Na<sub>2</sub>SO<sub>4</sub>, filtrated and concentrated *in vacuo*. A crude product was purified by flash column chromatography on silica gel.



**Scheme 4.** The C-H alkylation of heteroarenes using cationic surfactant with bromide counter ion. [a] Yields were calculated using NMR analysis with 1,3,5-trimethoxybenzene as an internal standard. [b] The reaction was performed in the absence of NaBr.

## FULL PAPER

**General Procedure for Minisci Reaction mediated by NaBr (Procedure B):** 10 mL crimp vial, equipped with a magnetic stirring bar was charged with [Ir(dtbbpy)(ppy)<sub>2</sub>](PF<sub>6</sub>) (2.7 mg, 3 mol%), CTAB (92 mg, 0.25 mmol) and NaBr (2 mg, 0.02 mmol). The vial was sealed and degassed via two pump-argon cycles, followed by water (5 mL) addition. The resulting mixture was degassed via five pump-argon cycles, the heterocycle (0.10 mmol) and alkyl bromide (0.20 mmol) were added under argon and the mixture was degassed again via two pump-argon cycles, keeping the vacuum above 50 mbar. The reaction mixture was irradiated with 800 mW 451 nm LEDs through the plane bottom side and stirred intensely for 42 h. The temperature was maintained at 40 °C to 42 °C by cooling with the built-in cooling fan. Then the vial was opened and the crude reaction mixture was transferred to a separatory funnel. Solution of NaHCO<sub>3</sub> (1 M, 5 mL) and brine (20 mL) were added and the mixture was extracted with AcOEt (3 x 20 mL). Combined organic fractions were washed with fresh brine, dried over Na<sub>2</sub>SO<sub>4</sub>, filtrated and concentrated *in vacuo*.

## Acknowledgements

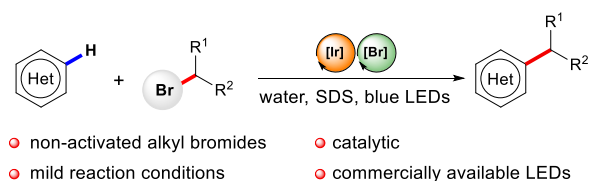
We gratefully acknowledge funding from the National Science Centre, Poland (SONATA 2018/31/D/ST5/00306), Fundação de Amparo à Pesquisa do Estado de São Paulo – FAPESP (2018/20956-5) and the German Science Foundation (DFG, KO 1537/18-1) for the financial support.

**Keywords:** photoredox catalysis • visible-light • micellar solution • Minisci • alkyl bromide • heteroarenes • C-H functionalization

- [1] R. S. J. Proctor, R. J. Phipps, *Angew. Chem.* **2019**, *131*, 13802–13837; *Angew. Chem. Int. Ed.* **2019**, *58*, 13666–13699.
- [2] K. C. Majumdar, S. K. Chattopadhyay, *Heterocycles in Natural Product Synthesis*, Wiley-VCH, Weinheim, Germany, **2011**.
- [3] D. N. Mai, R. D. Baxter, *Org. Lett.* **2016**, *18*, 3738–3741.
- [4] K. Matcha, A. P. Antonchick, *Angew. Chem.* **2013**, *125*, 2136–2140; *Angew. Chemie Int. Ed.* **2013**, *52*, 2082–2086.
- [5] Y. Siddaraju, M. Lamani, K. R. Prabhu, *J. Org. Chem.* **2014**, *79*, 3856–3865.
- [6] Z. Wang, X. Ji, J. Zhao, H. Huang, *Green Chem.* **2019**, *21*, 5512–5516.
- [7] P. Liu, W. Liu, C. J. Li, *J. Am. Chem. Soc.* **2017**, *139*, 14315–14321.
- [8] W.-F. Tian, C.-H. Hu, K.-H. He, X.-Y. He, Y. Li, *Org. Lett.* **2019**, *21*, 6930–6935.
- [9] F. Minisci, R. Bernardi, F. Bertini, R. Galli, M. Perchinummo, *Tetrahedron* **1971**, *27*, 3575–3579.
- [10] J. Kan, S. Huang, J. Lin, M. Zhang, W. Su, *Angew. Chem.* **2015**, *127*, 2227–2231; *Angew. Chem. Int. Ed.* **2015**, *54*, 2199–2203.
- [11] G. A. Molander, V. Colombel, V. A. Braz, *Org. Lett.* **2011**, *13*, 1852–1855.
- [12] F. J. R. Klauck, M. J. James, F. Glorius, *Angew. Chem.* **2017**, *129*, 12505–12509; *Angew. Chem. Int. Ed.* **2017**, *56*, 12336–12339.
- [13] X. Ma, S. B. Herzon, *J. Am. Chem. Soc.* **2016**, *138*, 8718–8721.
- [14] G. X. Li, C. A. Morales-Rivera, Y. Wang, F. Gao, G. He, P. Liu, G. Chen, *Chem. Sci.* **2016**, *7*, 6407–6412.
- [15] I. B. Seiple, S. Su, R. A. Rodriguez, R. Gianatassio, Y. Fujiwara, A. L. Sobel, P. S. Baran, *J. Am. Chem. Soc.* **2010**, *132*, 13194–13196.
- [16] D. Xue, Z. H. Jia, C. J. Zhao, Y. Y. Zhang, C. Wang, J. Xiao, *Chem. Eur. J.* **2014**, *20*, 2960–2965.
- [17] D. A. DiRocco, K. Dykstra, S. Krska, P. Vachal, D. V. Conway, M. Tudge, *Angew. Chem. Int. Ed.* **2014**, *53*, 4802–4806.
- [18] F. Minisci, C. Giordano, E. Vismara, S. Levi, V. Tortelli, *J. Am. Chem. Soc.* **1984**, *106*, 7146–7150.
- [19] F. Minisci, E. Vismara, F. Fontana, G. Morini, M. Serravalle, C. Giordano, *J. Org. Chem.* **1986**, *51*, 4411–4416.
- [20] N. B. Bissonnette, M. J. Boyd, G. D. May, S. Giroux, P. Nuhant, *J. Org. Chem.* **2018**, *83*, 10933–10940.
- [21] P. Nuhant, M. S. Oderinde, J. Genovino, A. Juneau, Y. Gagné, C. Allais, G. M. Chinigo, C. Choi, N. W. Sach, L. Bernier, Y. M. Fobian, M. W. Bundesmann, B. Khunte, M. Frenette, O. O. Fadeyi, *Angew. Chem.* **2017**, *129*, 15511–15515; *Angew. Chem. Int. Ed.* **2017**, *56*, 15309–15313.
- [22] P. Ren, I. Salihu, R. Scopelliti, X. Hu, *Org. Lett.* **2012**, *14*, 1748–1751.
- [23] B. Xiao, Z. J. Liu, L. Liu, Y. Fu, *J. Am. Chem. Soc.* **2013**, *135*, 616–619.
- [24] X. Wu, J. W. T. See, K. Xu, H. Hirao, J. Roger, J.-C. Hierro, J. S. Zhou, *Angew. Chemie* **2014**, *126*, 13791–13795; *Angew. Chem. Int. Ed.* **2014**, *53*, 13573–13577.
- [25] T. McCallum, L. Barriault, *Chem. Sci.* **2016**, *7*, 4754–4758.
- [26] C. D. McTiernan, M. Morin, T. McCallum, J. C. Scaiano, L. Barriault, *Catal. Sci. Technol.* **2016**, *6*, 201–207.
- [27] J. Dong, X. Lyu, Z. Wang, X. Wang, H. Song, Y. Liu, Q. Wang, *Chem. Sci.* **2019**, *10*, 976–982.
- [28] J. J. Perkins, J. W. Schubert, E. C. Streckfuss, J. Balsells, A. ElMarrouni, *Eur. J. Org. Chem.* **2019**, *4*, 2–10.
- [29] R. Chang, J. Fang, J.-Q. Chen, D. Liu, G.-Q. Xu, P.-F. Xu, *ACS Omega* **2019**, *4*, 14021–14031.
- [30] M. Giedyk, R. Narobe, S. Weiß, D. Touraud, W. Kunz, B. König, *Nat. Catal.* **2020**, *3*, 40–47.
- [31] P. W. Jennings, D. G. Pillsbury, J. L. Hall, V. T. Brice, *J. Org. Chem.* **1976**, *41*, 719–722.
- [32] T. U. Connell, C. L. Fraser, M. L. Czyz, Z. M. Smith, D. J. Hayne, E. H. Doeven, J. Agugiaro, D. J. D. Wilson, J. L. Adcock, A. D. Scully, D. E. Gómez, N. W. Barnett, A. Polyzos, P. S. Francis, *J. Am. Chem. Soc.* **2019**, *141*, 17646–17658.
- [33] I. Ghosh, T. Ghosh, J. I. Bardagi, B. König, *Science* **2014**, *346*, 725–728.
- [34] F. Glaser, C. Kerzig, O. S. Wenger, *Angew. Chem.* **2020**, *132*, 2–23; *Angew. Chem. Int. Ed.* **2020**, *59*, 2–21.
- [35] D. Petzold, M. Giedyk, A. Chatterjee, B. König, *Eur. J. Org. Chem.* **2020**, 1193–1244.
- [36] P. Zhang, C. C. Le, D. W. C. MacMillan, *J. Am. Chem. Soc.* **2016**, *138*, 8084–8087.
- [37] T. Kawasaki, N. Ishida, M. Murakami, *J. Am. Chem. Soc.* **2020**, *142*, 3366–3370.
- [38] Z. Wang, X. Ji, T. Han, G.-J. Deng, H. Huang, *Adv. Synth. Catal.* **2019**, *361*, 5643–5647.
- [39] Z. Wang, Q. Liu, X. Ji, G.-J. Deng, H. Huang, *ACS Catal.* **2020**, *10*, 154–159.
- [40] M. Zidan, A. O. Morris, T. McCallum, L. Barriault, *Eur. J. Org. Chem.* **2020**, 1453–1458.
- [41] M. Cortes-Clerget, N. Akporji, J. Zhou, F. Gao, P. Guo, M. Parmentier, F. Gallou, J. Y. Berthon, B. H. Lipshutz, *Nat. Commun.* **2019**, *10*, 1–10.
- [42] I. Capek, T. Kocisova, *Des. Monomers Polym.* **2011**, *14*, 327–345.
- [43] S. Handa, B. Jin, P. P. Bora, Y. Wang, X. Zhang, F. Gallou, J. Reilly, B. H. Lipshutz, *ACS Catal.* **2019**, *9*, 2423–2431.
- [44] L. Baxová, R. Cibulka, F. Hampl, *J. Mol. Catal. A Chem.* **2007**, *277*, 53–60.
- [45] M. Bu, G. Lu, J. Jiang, C. Cai, *Catal. Sci. Technol.*, **2018**, *8*, 3728–3732.
- [46] T. Kohlmann, C. Kerzig, M. Goetz, *Chem. Eur. J.* **2019**, *25*, 9991–9996.
- [47] C. Kerzig, M. Goetz, *Chem. Sci.* **2016**, *7*, 3862–3868.
- [48] R. Naumann, F. Lehmann, M. Goetz, *Angew. Chem.* **2018**, *130*, 1090–1093; *Angew. Chem. Int. Ed.* **2018**, *57*, 1078–1081.
- [49] M. H. Gehlen, *J. Photochem. Photobiol. C Photochem. Rev.* **2020**, *42*, 100338.
- [50] H. G. Roth, N. A. Romero, D. A. Nicewicz, *Synlett* **2016**, *27*, 714–723.
- [51] C. K. Prier, D. A. Rankic, D. W. C. MacMillan, *Chem. Rev.* **2013**, *113*, 5322–5363.
- [52] M. J. W. Taylor, W. T. Eckenhoff, T. Pintauer, *Dalt. Trans.* **2010**, *39*, 11475–11482.
- [53] M. Pirtsch, S. Paria, T. Matsuno, H. Isobe, O. Reiser, *Chem. Eur. J.* **2012**, *18*, 7336–7340.
- [54] M. N. C. Balili, T. Pintauer, *Dalt. Trans.* **2011**, *40*, 3060–3066.
- [55] T. Hou, P. Lu, P. Li, *Tetrahedron Lett.* **2016**, *57*, 2273–2276.
- [56] Q. Kong, M. Wulff, J. H. Lee, S. Bratos, H. Ihee, *J. Am. Chem. Soc.* **2007**, *129*, 13584–13591.
- [57] S. Tripathi, S. N. Singh, L. D. S. Yadav, *RSC Adv.* **2016**, *6*, 14547–14551.
- [58] C. Zhao, X. Lin, W. M. Kwok, X. Guan, Y. Du, D. Wang, K. F. Hung and D. L. Phillips, *Chem. Eur. J.* **2005**, *11*, 1093–1108.
- [59] G. Cavallo, P. Metrangola, R. Milani, T. Pilati, A. Priimagi, G. Resnati, G. Terraneo, *Chem. Rev.* **2016**, *116*, 2478–2601.
- [60] T. Brinck, A. N. Borrfors, *J. Mol. Model.* DOI:10.1007/s00894-019-4014-7.

## FULL PAPER

## Entry for the Table of Contents



The combination of microstructured aqueous solution and photoredox catalysis allowed us to develop a new approach for Minisci reaction. The smooth C-H alkylation of the heterocycles was achieved employing non-activated alkyl bromides and without the use of stoichiometric amounts of radical promoters. The biologically useful products were generated under neutral and basic conditions under commercially available blue LEDs.